



HAL
open science

Update of the EuroGuiDerm evidence-based guideline for the treatment of acne-Short version

Alexander Nast, Bassel Al Wattar, Marie Beylot Barry, Holger Brüggemann, Zrinka Bukvić Mokos, Dawn Caruana, Klaus Degitz, Clio Dessinioti, Brigitte Dréno, Rieke Driessen, et al.

► To cite this version:

Alexander Nast, Bassel Al Wattar, Marie Beylot Barry, Holger Brüggemann, Zrinka Bukvić Mokos, et al. Update of the EuroGuiDerm evidence-based guideline for the treatment of acne-Short version. Journal of the European Academy of Dermatology and Venereology, 2026, Online ahead of print. <10.1111/jdv.70331>. <inserm-05562857>

HAL Id: inserm-05562857

<https://inserm.hal.science/inserm-05562857v1>

Submitted on 23 Mar 2026

HAL is a multi-disciplinary open access archive for the deposit and dissemination of scientific research documents, whether they are published or not. The documents may come from teaching and research institutions in France or abroad, or from public or private research centers.







L'archive ouverte pluridisciplinaire HAL, est destinée au dépôt et à la diffusion de documents scientifiques de niveau recherche, publiés ou non, émanant des établissements d'enseignement et de recherche français ou étrangers, des laboratoires publics ou privés.



Distributed under a Creative Commons CC BY 4.0 - Attribution - International License

GUIDELINES

Update of the EuroGuiDerm evidence-based guideline for the treatment of acne—Short version

Alexander Nast¹  | Bassel H. Al Wattar^{2,3} | Marie Beylot Barry^{4,5}  |
 Holger Brüggemann⁶  | Zrinka Bukvić Mokos⁷ | Dawn M. Caruana⁸ | Klaus Degitz⁹ |
 Clio Dessinioti¹⁰  | Brigitte Dréno¹¹  | Rieke J. B. Driessen¹² | Harald Gollnick¹³  |
 Merete Hædersdal¹⁴ | Alexander Katoulis¹⁵  | Severin Läuchli¹⁶ | Julien Lambert¹⁷ |
 Alison M. Layton^{18,19} | Giuseppe Micali²⁰  | Falk R. Ochsendorf²¹ |
 Thozhukat Sathyapalan²² | Katarina Zak Stangeland²³ | Simon Francis Thomsen¹⁴ |
 Daniel Töröcsik^{24,25} | Antonia Pennitz¹

Correspondence

Alexander Nast, Division of Evidence Based Medicine (dEBM), Klinik für Dermatologie, Charité—Universitätsmedizin Berlin, Charitéplatz 1, D-10117 Berlin, Germany.
 Email: alexander.nast@charite.de

Abstract

This evidence- and consensus-based guideline for the treatment of acne was developed in accordance with the EuroGuiDerm Guideline and Consensus Statement Development Manual. This guideline is an update of the 2016 version. This is a short summary of the full version of the EuroGuiDerm Evidence-based Guideline for the Treatment of Acne. For the complete guideline text, detailed methods report, and comprehensive evidence report, please refer to the online full version. In this targeted update, the guideline group prioritized three key clinical questions considered most relevant for current practice:

1. (a) For which types of acne and patient groups should isotretinoin be recommended versus systemic antibiotics, and with what strength of recommendation? (b) What is the appropriate duration for systemic antibiotic therapy?
2. For which types of acne and patient groups should hormonal treatments and spironolactone be recommended, and with what strength of recommendation?
3. For which types of acne and patient groups should new topical treatments, including trifarotene and clascoterone, be recommended and with what strength of recommendation?

Additionally, the updated guideline provides revised recommendations regarding: safety of benzoyl peroxide (BPO), selection of systemic antibiotic therapy, treatment considerations during pregnancy, isotretinoin dosing strategies, and the use of hormonal antiandrogenic contraceptives or other combined hormonal contraceptives, as well as spironolactone. All other aspects remain unchanged from the 2016 guideline.

KEY WORDS

acne vulgaris, evidence-based medicine, methods, oral administration, practice guideline, topical administration

For affiliations refer to page 10.

This is an open access article under the terms of the [Creative Commons Attribution](https://creativecommons.org/licenses/by/4.0/) License, which permits use, distribution and reproduction in any medium, provided the original work is properly cited.

© 2026 The Author(s). *Journal of the European Academy of Dermatology and Venereology* published by John Wiley & Sons Ltd on behalf of European Academy of Dermatology and Venereology.

METHODS

This guideline is an update of the 2016 version. This is a short summary of the complete version of the European Evidence-based Guideline (EuroGuiDerm) for the Treatment of Acne. For the complete guideline text, detailed methods report and comprehensive evidence report, please refer to the online full version.

In order to weigh the different recommendations, the group assigned a 'strength of recommendation' grade (see Table 1). The strength of recommendation considered all aspects of the treatment decision, such as efficacy, safety, patient preference and the reliability of the existing body of evidence (level of evidence).

Update 2025

This guideline is an update of the 2016 edition.¹ For this targeted update, the group selected 3 key questions that were perceived as the most relevant questions to be dealt with in the update:

1. (a) 'For which types of acne and patient groups should isotretinoin be recommended versus systemic antibiotics, and with what strength of recommendation?' (b) 'For what duration can treatment with systemic antibiotics be administered?'
2. 'For which types of acne and patient groups should hormonal treatments and spironolactone be recommended, and with what strength of recommendation?'
3. 'For which types of acne and patient groups should the new acne treatments trifarotene and clascoterone be recommended, and with what strength of recommendation?'

INDUCTION THERAPY

Table 2 presents the summary of therapeutic recommendations for induction therapy. The recommendations are based on available evidence and expert consensus. Available evidence and expert voting lead to the classification of the

Why was the study undertaken?

- This guideline group identified the 'choice between isotretinoin and systemic antibiotics', 'duration of systemic antibiotic treatment' and 'use of systemic hormonal treatments', use of 'clascoterone' and 'trifarotene' as areas of interest.

What does this study add?

- It is strongly recommended to treat severe papulopustular/moderate nodular and severe nodular/conglobate acne with systemic isotretinoin (if possible).
- Use of systemic antibiotics should generally be limited to 3 months, unless specific clinical circumstances justify a longer course.
- Hormonal treatments are an alternative for females with severe acne forms as adjuncts to standard therapies.
- Spironolactone (off-label) is an alternative for females in papulopustular, nodular or conglobate acne as an adjunct to standard treatments.
- Head-to-head data on clascoterone or trifarotene that would allow comparison with other topical treatments remain limited.

What are the implications of this study for disease understanding and/or clinical care?

- Evidence-based selection of available acne therapies ensures effective treatment. However, additional head-to-head trials comparing agents such as clascoterone, trifarotene, hormonal therapies and systemic spironolactone with other treatments are needed to strengthen guideline recommendations.

strength of the recommendation. For recommendations on acne severity grading, see the respective chapter in the full version of the guideline (Data S1).

TABLE 1 Strength of recommendations.

Strength of recommendation	
In order to grade the recommendation a "standardized guidelines language" was used:	
1. High strength of recommendation:	is strongly recommended
2. Medium strength of recommendation:	can be recommended
3. Low strength of recommendation:	can be considered
4. Open recommendation:	a recommendation for or against treatment X cannot be made at the present time
5. Negative recommendation:	is not recommended

For further information on the definition of the strengths of recommendation see methods report.

TABLE 2 Summary of therapeutic recommendations¹ for induction therapy.

Overview of Recommended Treatments by Acne Type

Acne Type	Comedonal ³	Mild to moderate papulopustular	Severe papulopustular/moderate nodular	Severe nodular/conglobate ¹³
High strength of recommendation¹ "is strongly recommended"	-	Top. Adapalene + BPO (f.c.) or BPO + Clindamycin (f.c.) ⁵	Syst. Isotretinoin	Syst. Isotretinoin
Medium strength of recommendation¹ "can be recommended"	Topical retinoid ⁴	Top. Azelaic acid or top. BPO or top. Retinoid ⁴ or top. Clindamycin + Tretinoin (f.c.) ^{5,6} or Systemic Antibiotic ^{5,7,8} + top. Adapalene ⁹	Systemic Antibiotic ^{5,8} + top. Adapalene ⁹ or Systemic Antibiotic ^{5,8} + top. Trifarotene ⁹ or Systemic Antibiotic ^{5,8} + top. Azelaic acid ¹⁰ or Systemic Antibiotic ^{5,8} + top. Adapalene + BPO (f.c.)	Systemic Antibiotic ^{5,8} + top. Azelaic Acid or Systemic Antibiotic ^{5,8} + top. Adapalene + BPO (f.c.)
Low strength of recommendation¹ "can be considered"	Top. Azelaic acid or top. BPO	Blue Light or oral Zinc ¹⁷ or Systemic Antibiotic ^{5,7,8} + top. Azelaic Acid ¹⁰ or Systemic Antibiotic ^{5,7,8} + top. Adapalene + BPO (f.c.) ¹¹ or Systemic Antibiotic ^{5,7,8} + top. BPO ¹² or Topical Erythromycin + Isotretinoin (f.c.) ⁵ or Topical Erythromycin + Tretinoin (f.c.) ⁵	Systemic Antibiotic ^{5,8} + top. BPO ¹²	Systemic Antibiotic ^{5,8} + top. Adapalene ^{9,11} or Systemic Antibiotic ^{5,8} + top. Trifarotene ⁹ or Systemic Antibiotics ^{5,8} + top. BPO ¹¹
Alternatives for females²	-	Syst. Spironolactone ¹⁴ + other systemic ¹⁶ and/or + topical treatment as indicated	Hormonal antiandrogenic contraceptives or other hormonal combined contraceptives (see Table 10) ¹⁵ + other systemic and/or + topical treatment as indicated or Spironolactone ¹⁴ + other systemic ¹⁶ and/or + topical treatment as indicated	Hormonal antiandrogenic contraceptives or other hormonal combined contraceptives (see Table 10) ¹⁵ + other systemic and/or topical treatment as indicated or Spironolactone ¹⁴ + other systemic ¹⁶ and/or + topical treatment as indicated

1. Limitations can apply that may necessitate the use of a treatment with a lower strength of recommendation as a first line therapy (e. g. financial resources/ reimbursement limitations, legal restrictions, availability, drug licensing).
2. Low strength of recommendation
3. The recommendation for comedonal treatment passed with vote of 60% agreement only, see chapter 3 for more details.
4. Adapalene to be preferred over tretinoin/ isotretinoin (see chapter 6.1), trifarotene is also recommended with a medium strength of recommendation, however, there is insufficient head-to-head trial data to clearly assess its position among the other topical retinoids.
5. Prescribers of antibiotics should be aware of the potential risk of the development of antibiotic resistances.
6. The fixed combination (f.c.) of clindamycin/tretinoin shows comparable efficacy and safety to the fixed combination (f.c.) BPO/clindamycin, downgrading to a medium strength of recommendation was done based on general concerns with respect to the development of antibiotic resistance
7. In case of more widespread disease/ moderate severity, initiation of a systemic treatment can be recommended.
8. Doxycycline and lymecycline (see chapter 6.4)
9. Only studies found on systemic AB + adapalene or antibiotic (AB) + trifarotene; topical isotretinoin and tretinoin can be considered for combination treatment based on expert opinion
10. Indirect evidence from nodular and conglobate acne and expert opinion
11. Indirect evidence from severe papulopustular acne
12. Indirect evidence from a study also including chlorhexidine, recommendation is additionally based on expert opinion
13. Systemic treatment with corticosteroids can be considered
14. Off-label treatment
15. Partially off-label treatment for acne, as approval varies by region and specific intervention
16. Caution is advised when combining spironolactone and other systemic treatments in the included clinical trials, dosages of 60-200 mg zinc gluconate or 220-411 mg zinc sulphate 1x/day for 3 months were used.

Abbreviations: BPO: Benzoyl peroxide, IPL: Intense Pulsed Light, PDT: Photodynamic Therapy, UV: Ultraviolet, f.c.: fixed combination, top.: topical use, syst.: systemic use
 For the definition of strength of recommendation and approval rates during voting see methods report (Supplement 2).

TREATMENT OF COMEDONAL ACNE

Recommendations for comedonal acne

Figure 1 presents treatment recommendations for patients with comedonal acne. A detailed rationale for these recommendations is available in the full version of the guideline (Data S1).

TREATMENT OF PAPULOPUSTULAR ACNE

Recommendations for mild to moderate papulopustular acne

Figure 2 presents treatment recommendations for patients with mild to moderate papulopustular acne. A detailed

Treatment recommendations for comedonal acne					
High strength of recommendation ¹ : "is strongly recommended"	Medium strength of recommendation ¹ : "can be recommended"	Low strength of recommendation ¹ : "can be considered"	Open recommendation: "a recommendation for or against can not be made at the present time"	Negative recommendation: "is not recommended"	Alternatives for females: "can be considered"
Because of the general lack of direct evidence for the treatment of comedonal acne, the strength of recommendation was downgraded for all considered treatment options, starting with medium strength of recommendation as a maximum.	Top. retinoid ²	Top. Azelaic acid	IPL	Top./syst. antibiotics	"a recommendation for or against Spironolactone ⁴ can not be made at the present time"
		Top. BPO	Laser	Syst. isotretinoin ³	
			PDT	Artificial ultraviolet (UV) radiation	
			Visible light	Syst. hormonal antiandrogenic contraceptives or other combined hormonal contraceptives ^{5,6}	
<p>¹ Limitations can apply that may necessitate the use of a treatment with a lower strength of recommendation as a first line therapy (e. g. financial resources/ reimbursement limitations, legal restrictions, availability, drug licensing).</p> <p>² Adapalene to be preferred over tretinoin/ isotretinoin, Trifarotene is also recommended with a medium strength of recommendation, however, there is insufficient head-to-head trial data to clearly assess its position among the other topical retinoids.</p> <p>³ In rare cases of severe comedonal acne ("sand paper acne") that is resistant to standard therapy, systemic isotretinoin may be considered (note: this is an off-label use concerning acne severity).</p> <p>⁴ Off-label treatment</p> <p>⁵ Partially off-label treatment for acne, as approval varies by region and specific intervention</p> <p>⁶ Except when the primary intent is contraception or other gynaecological indications, such as symptomatic menstrual irregularities or other endocrinological indications</p> <p>Abbreviations: BPO: Benzoyl peroxide, IPL: Intense Pulsed Light, PDT: Photodynamic Therapy, UV: Ultraviolet, top.: topical use, syst.: systemic use</p> <p>The recommendation for comedonal treatment passed with vote of 60% agreement only, see background text and methods report for more details.</p>					

FIGURE 1 Treatment recommendations for comedonal acne.

rationale for these recommendations is available in the full version of the guideline (Data S1).

Recommendations for severe papulopustular/moderate nodular acne

Figure 3 presents treatment recommendations for patients with severe papulopustular/moderate nodular acne. A detailed rationale for these recommendations is available in the full version of the guideline (Data S1).

TREATMENT OF SEVERE NODULAR/ CONGLOBATE ACNE

Recommendations for severe nodular/conglobate acne

Figure 4 presents treatment recommendations for patients with severe papulopustular/moderate nodular acne. A detailed rationale for these recommendations is available in the full version of the guideline (Data S1).

GENERAL CONSIDERATIONS

Choice of type of topical retinoid

Adapalene should be selected in preference to tretinoin and isotretinoin.

There is currently not enough evidence to compare trifarotene against adapalene, tretinoin or topical isotretinoin, as no head-to-head trials are available.

Studies on trifarotene focused on truncal acne, where it was shown to be effective compared to placebo. For further information and supporting evidence, see the full version of the guideline (Data S1), the methods report (Data S2) and the evidence report (Data S3).

Considerations on the safety of benzoyl peroxide (BPO)

Concerns about the potential cancer risk, particularly leukaemia of BPO, arose from reports that some over-the-counter BPO products can degrade into benzene at high temperatures (37–70°C) and release it into the air

Treatment recommendations for mild to moderate papulopustular acne					
High strength of recommendation ¹ : "is strongly recommended"	Medium strength of recommendation ¹ : "can be recommended"	Low strength of recommendation ¹ : "can be considered"	Open recommendation: "a recommendation for or against can not be made at the present time"	Negative recommendation: "is not recommended"	Alternatives for females: "can be considered"
Top. Adapalene + BPO (f.c.)	Top. Azelaic acid	Blue Light	IPL	Top. antibiotics (as a monotherapy)	Syst. Spironolactone ¹¹ + other syst. ¹³ and/or + top. treatment as indicated (low strength recommendation)
Top. BPO + Clindamycin (f.c.) ²	Top. BPO	Oral Zinc ¹⁴	Laser	Top. Erythromycin/ + zinc (f.c.)	
	Top. Retinoid ⁷	Syst. Antibiotic ^{2,3,4} + top. Azelaic Acid ⁶	PDT	For mild acne only: Syst. Antibiotic or syst. Isotretinoin or syst. hormonal antiandrogenic contraceptives or other combined hormonal contraceptives ¹²	
	Top. Clindamycin + Tretinoin (f.c.) ^{2,6}	Syst. Antibiotic ^{2,3,4} + top. Adapalene + BPO ⁹ (f.c.)	Red light		
	Syst. Antibiotic ^{2,3,4} + top. Adapalene ^{5,6}	Syst. Antibiotic ^{2,3,4} + top. BPO ¹⁰			
	Syst. Antibiotic ^{2,3,4} + top. Trifaroten ^{5,6,14}	Top. Erythromycin + Isotretinoin (f.c.) ²			
		Top. Erythromycin + Tretinoin (f.c.) ²			

¹ Limitations can apply that may necessitate the use of a treatment with a lower strength of recommendation as a first line therapy (e. g. financial resources/ reimbursement limitations, legal restrictions, availability, drug licensing).

² Prescribers of antibiotics should be aware of the potential risk of the development of antibiotic resistances.

³ Doxycycline and lymecycline (see chapter 6.4), limited to a treatment period of three months.

⁴ In case of more widespread disease/ moderate severity, initiation of a systemic treatment can be recommended.

⁵ Only studies found on systemic AB + adapalene or + trifarotene; isotretinoin and tretinoin can be considered for combination treatment based on expert opinion.

⁶ The f.c. of clindamycin/tretinoin shows comparable efficacy and safety to the f.c. of BPO/clindamycin; downgrading to a medium strength of recommendation was done based on general concerns with respect to the development of antibiotic resistance.

⁷ Adapalene to be preferred over tretinoin/ isotretinoin (see chapter 6.1). Trifarotene is also recommended with a medium strength of recommendation, however, there is insufficient head-to-head trial data to clearly assess its position among the other topical retinoids.

⁸ Indirect evidence from nodular and conglobate acne and expert opinion.

⁹ Indirect evidence from severe papulopustular acne.

¹⁰ Indirect evidence from a study also including chlorhexidine, recommendation is additionally based on expert opinion.

¹¹ Off-label treatment

¹² Partially off-label treatment for acne, as approval varies by region and specific intervention

¹³ Caution is advised when combining spironolactone and other systemic treatments

¹⁴ in the included clinical trials, dosages of 60-200 mg zinc gluconate or 220-411 mg zinc sulfate 1x/day for 3 months were used.

Abbreviations: BPO: Benzoyl peroxide, IPL: Intense Pulsed Light, PDT: Photodynamic Therapy, UV: Ultraviolet, f.c.: fixed combination, top.: topical use, syst.: systemic use

FIGURE 2 Treatment recommendations for mild to moderate papulopustular acne.

from closed packages. Benzene is a known carcinogen linked to leukaemia, particularly acute myeloid leukaemia (AML).

However, current evidence does not show an increased cancer risk in acne patients using BPO. Two large studies support this: one found no higher AML prevalence among BPO users, and another found no increased risk of lymphoma, leukaemia or other internal cancers compared to matched controls. For further information and supporting evidence see the full version of the guideline (Data S1) and the methods report (Data S2).

While further research is needed, existing data support the safety of BPO in acne treatment.

Considerations regarding clascoterone

Clascoterone was part of the evidence assessment, and all extracted data can be found in the full version of the guideline (Data S1), the methods report (Data S2) and the evidence report (Data S3). For clascoterone, a marketing-authorization application was submitted to the European Medicines Agency (EMA) in October 2023. In April 2025, the EMA's

Committee for Medicinal Products for Human Use (CHMP) initially rejected the application, stating that the benefit-risk ratio in adolescents (12–17 years) was not sufficiently demonstrated. After a re-examination, the CHMP changed its position and on 25 August 2025 adopted a positive recommendation for the approval of Winlevi for the treatment of acne vulgaris in adults and for facial acne in adolescents from 12 to <18 years. On 21 October 2025, the European Commission granted the marketing authorization in the EU with those indications.

Because it was not yet approved at the time of the consensus conference and clinical experience was lacking, the group decided not to yet integrate it into the treatment algorithm and the recommendations.

Choice of type of systemic antibiotic

Doxycycline and lymecycline can be recommended in preference to minocycline and tetracycline.

Azithromycin has been considered as an alternative antibiotic; however, at the time of guideline development, a recommendation by the EMA committee was published

Treatment recommendations for severe papulopustular/ moderate nodular acne					
High strength of recommendation ¹ : "is strongly recommended"	Medium strength of recommendation ¹ : "can be recommended"	Low strength of recommendation ¹ : "can be considered"	Open recommendation: "a recommendation for or against can not be made at the present time"	Negative recommendation: "is not recommended"	Alternatives for females: "can be considered"
Syst. Isotretinoin	Syst. Antibiotic ^{2,3} + top. Adapalene ⁴	Syst. Antibiotic ^{2,3} + top. BPO ⁵	IPL	Single or combined top. monotherapy	Hormonal antiandrogenic contraceptives or other hormonal combined contraceptives + other syst. and/or + top. treatment as indicated ⁶
	Syst. Antibiotic ^{2,3} + top. Trifarotene ⁴		Laser	Syst. antibiotics as monotherapy	
	Syst. Antibiotic ^{2,3} + top. Azelaic Acid ⁵		PDT	Hormonal antiandrogenic contraceptives or other hormonal combined contraceptives	
	Syst. Antibiotic ^{2,3} + top. Adapalene + BPO (f.c.)		Red light	Visible light as monotherapy	Syst. Spironolactone ⁷ + other syst. ⁹ and/or top. treatment as indicated
				Artificial UV radiation sources	

¹ Limitations can apply that may necessitate the use of a treatment with a lower strength of recommendation as a first line therapy (e. g. financial resources/ reimbursement limitations, legal restrictions, availability, drug licensing).
² Prescribers of antibiotics should be aware of the potential risk of the development of antibiotic resistances.
³ Doxycycline and lymecycline (see chapter 6.4), limited to a treatment period of three months.
⁴ Only studies found on systemic AB + adapalene or + trifarotene; isotretinoin and tretinoin can be considered for combination treatment based on expert opinion.
⁵ Indirect evidence from nodular and conglobate acne and expert opinion.
⁶ Indirect evidence from a study also including chlorhexidine, recommendation additionally based on expert opinion.
⁷ Off-label treatment
⁸ Partially off-label treatment for acne, as their approval varies by region and specific intervention
⁹ Caution is advised when combining spironolactone and other systemic treatments
 Abbreviations: BPO: Benzoyl peroxide, IPL: Intense Pulsed Light, PDT: Photodynamic Therapy, UV: Ultraviolet, f.c.: fixed combination, top.: topical use, syst.: systemic use

FIGURE 3 Treatment recommendations for severe papulopustular/moderate acne.

advising against its use for the treatment of acne, as current evidence does not sufficiently support its efficacy, and the 'benefits do not outweigh the risks', particularly with regard to antimicrobial resistance.² For further information and supporting evidence, see the full version of the guideline (Data S1), the methods report (Data S2) and the evidence report (Data S3).

Recommended treatment duration with systemic antibiotics

Table 3 presents recommendations for the treatment duration of systemic antibiotics. It is emphasized that systemic antibiotic treatment beyond 3 months should remain exceptional and should be carefully weighed against the risk of resistance.

Reasoning

It is emphasized that systemic antibiotic treatment beyond 3 months should remain exceptional and should be carefully weighed against the risk of resistance. Most of the included trials on systemic antibiotic treatment of acne have a

treatment duration of 12 weeks, with some extending up to 16 or 18 weeks.

A duration of 3 months may be too short for the treatment of severe acne or in case of truncal involvement, hence treatment continuation may be advisable to continue a treatment with partial response and continuing improvement. In addition, a prolonged treatment may be necessary in case of recurrence after previous successful treatment cycles, if other treatments are not a suitable alternative.


Indirect evidence from other indications such as chronic obstructive pulmonary disease (COPD), asthma, schizophrenia, bronchiectasis or cystic fibrosis is available, with treatment durations of more than 3 months.³⁻⁷ Examining the evidence table with the long-term safety results in these other indications, the group did not identify AEs of particular relevance that may arise, especially when systemic antibiotics are used for more than 3 months (see evidence table S5). However, the development of antibiotic resistance is a major concern that should limit the prolonged use of systemic antibiotics. Treatment of acne with longer courses of topical or systemic antibiotics may lead to the induction of antibiotic resistance. This may contribute to increased healthcare burden and the development of antibiotic-resistant bacteria, which is an ongoing public health concern. For further information, see section: [Risk of antibiotic resistance](#).

Treatment recommendations for severe nodular/ conglobate acne					
High strength of recommendation ¹ : "is strongly recommended"	Medium strength of recommendation ¹ : "can be recommended"	Low strength of recommendation ¹ : "can be considered"	Open recommendation: "a recommendation for or against can not be made at the present time"	Negative recommendation: "is not recommended"	Alternatives for females: "can be considered"
Syst. Isotretinoin	Syst. Antibiotic ^{2,3} + top. Azelaic Acid	Syst. Antibiotic ^{2,3} + top. Adapalene ^{4,5}	IPL	Top. monotherapy	Hormonal antiandrogenic contraceptives or other hormonal combined contraceptives + other syst. and/or + top. treatment as indicated ⁷
	Syst. Antibiotic ^{2,3} + top. Adapalene + BPO (f.c.)	Syst. Antibiotic ^{2,3} + top. BPO ⁵	Laser	Syst. antibiotics as monotherapy	Spironolactone ⁶ other syst. ⁸ and/or top. treatment as indicated
			PDT	Hormonal antiandrogenic contraceptives or other hormonal combined contraceptives as a monotherapy	
				Artificial UV radiation sources	
				Visible light as monotherapy	

¹ Limitations can apply that may necessitate the use of a treatment with a lower strength of recommendation as a first line therapy (e. g. financial resources/ reimbursement limitations, legal restrictions, availability, drug licensing).
² Prescribers of antibiotics should be aware of the potential risk of the development of antibiotic resistances.
³ Doxycycline and lymecycline (see chapter 6.4), limited to a treatment period of three months.
⁴ Only studies found on systemic AB + adapalene; isotretinoin and tretinoin can be considered for combination treatment based on expert opinion.
⁵ Indirect evidence from severe papulopustular acne.
⁶ Off-label treatment
⁷ Partially off-label treatment for acne, as approval varies by region and specific intervention
⁸ Caution is advised when combining spironolactone and other systemic treatments
Abbreviations: BPO: Benzoyl peroxide, IPL: Intense Pulsed Light, PDT: Photodynamic Therapy, UV: Ultraviolet, f.c.: fixed combination, top.: topical use, syst.: systemic use

FIGURE 4 Treatment recommendations for severe nodular/conglobate acne.

TABLE 3 Recommended treatment duration with systemic antibiotics.


It can be recommended to limit the use of systemic antibiotics for the treatment of acne to a period of three months.	Strong consensus 
If treatment beyond three months is necessary, and topical treatments are insufficient, while systemic isotretinoin or systemic hormonal treatments are not a suitable option, then a course of systemic antibiotics for more than three months can be considered .	100% agreement Evidence and consensus based

Treatment during pregnancy

This chapter is based on expert opinion/existing narrative reviews⁸ and national databases on drug safety during pregnancy. Table 4 presents recommendations for treatment during pregnancy.

Erythromycin has not been included as a recommended treatment option in the guideline for the general acne patient population due to the high rates of antibiotic resistance; however, it can be considered as an additional option specifically for pregnant women, where other choices are limited.

TABLE 4 Treatment during pregnancy.


Among the treatment options discussed in the guideline, the following treatment options can be considered for the use during pregnancy:	Strong consensus 
Topical therapy: Azelaic acid, BPO (if needed in combination with a topical antibiotic: clindamycin, erythromycin)	100% agreement
Systemic therapy: Zinc, Azithromycin*	Evidence and consensus based

**At the time of guideline development, an EMA recommendation was published advising against the use of azithromycin for the treatment of acne as current evidence does not sufficiently support its efficacy, and the "benefits do not outweigh the risks", particularly with regard to antimicrobial resistance¹. However, as no other systemic treatment options are available during pregnancy, the use of azithromycin may be considered following a careful risk-benefit assessment in this clinical situation.*

Systemic corticosteroids can be considered in cases of conglobate acne with very strong inflammation, high pain levels, systemic symptoms or fulminant progression. For possible harm, see respective assessments.

There is a strong contraindication for systemic isotretinoin during pregnancy and in women trying to conceive a child due to a high teratogenic risk. Effective contraception is mandatory.^{9,10}

TABLE 5 Considerations on isotretinoin and dosage.

For severe papulopustular acne/ moderate nodular acne, a dosage of systemic isotretinoin of 0.3 - 0.5 mg/kg per day can be recommended .	 Strong consensus
For severe nodular/ conglobate acne a dosage of systemic isotretinoin of ≥ 0.5 mg/kg per day can be recommended .	
In case of refractory cases or poor response, an increase in the dosage (max 1mg/kg per day) can be considered .	100% agreement Evidence and consensus based
The duration of the therapy should be at least 6 months. In case of insufficient response, the treatment period can be prolonged .	

Considerations on isotretinoin and dosage

Table 5 presents recommendations for isotretinoin dosage.

An evidence-based recommendation regarding a cumulative dose required to prevent relapse or the need for an isotretinoin retreatment cannot be provided at this time.

Based on clinical experience, most members of the guideline group treat with isotretinoin for at least 6 months, whereas the patient should be clear of inflammatory lesions for at least 1–2 months, depending on the severity.

As differences in pharmacokinetics between different brands of isotretinoin cannot be ruled out, it is advisable to prescribe a certain product and to use this same preparation throughout a treatment period.¹¹

In clinical practice, an initial ‘flare up’ of acne has been observed after the initiation of systemic isotretinoin.

In cases of conglobate acne with very strong inflammation, high pain level, systemic symptoms or fulminant progression, the combination of isotretinoin and systemic glucocorticosteroids can be considered to gain clinical control to reduce strong inflammation. Suggestions on glucocorticosteroid dosing (0.5–1 mg/kg prednisone daily for 4–5 weeks) have been published as expert opinion-based recommendations by Greywal et al.¹² For further information and supporting evidence, see the full version of the guideline (Data S1), the methods report (Data S2) and the evidence report (Data S3).

Isotretinoin considerations with respect to EMA directive and selection of systemic antibiotics versus systemic isotretinoin

Isotretinoin and risk of abnormal wound healing

Consideration on isotretinoin and the risk of depression

For these chapters, please see the full version of the guideline (Data S1).

Risk of antibiotic resistance

As outlined in the chapter ‘Recommended treatment duration with systemic antibiotics’, systemic antibiotics should generally be limited to a maximum of 3 months, with longer use considered only in exceptional cases when alternatives are unsuitable. Treatment of acne with longer courses of topical or systemic antibiotics may increase the likelihood of inducing antibiotic resistance. Such resistance contributes to increased mortality and extended hospitalizations attributable to antibiotic-resistant pathogens, representing a critical public health challenge worldwide, including across Europe. It is well known that one broad-spectrum antibiotic can select for multi-resistance against a number of different antibiotics.¹³ Furthermore, it has been shown that even low concentrations of antibiotics, well below the MIC value, may select for even high-level resistance.^{14,15} The use of antibiotics to treat acne may lead to resistance in local *Cutibacterium acnes* and other local cutaneous bacteria including staphylococci, and importantly, also in species of the patients’ total microbiome on skin and mucosal surfaces. Resistance may spread from non-pathogenic/commensal to pathogenic species.

For detailed information on the risk of antibiotic resistance and the full version of the updated chapter, please see the full version of the guideline (Data S1).

Use of hormonal antiandrogenic contraceptives or other combined hormonal contraceptives

For treatment recommendations with respect to specific acne subtypes, see chapter 2 ‘Induction therapy’. Combined oral hormonal contraceptives are widely used for pregnancy prevention and other health benefits, such as acne treatment. These contraceptives contain a combination of oestrogen and progestin, which work together to inhibit ovulation and regulate menstrual cycles. The oestrogen component is usually ethinyl estradiol (EE), a synthetic form of oestrogen, though some newer formulations use alternatives such as 17 β -estradiol, which closely resembles natural human oestrogen, as well as oestradiol valerate or estetrol. Progestins, synthetic forms of progesterone, are designed to enhance contraceptive efficacy by preventing excessive endometrial growth and suppressing ovulation and are categorized by generations.^{16,17}

Early-generation progestins (first, second and third) are derived from testosterone and can have androgenic effects when used alone and therefore may worsen acne. Newer generations of progestins have been developed to minimize androgenic effects and may offer additional benefits like antiandrogenic and anti-mineralocorticoid properties. Therefore, these newer progestins lead to fewer issues like acne and excessive hair growth (hirsutism), but may carry increased risks of venous thromboembolism (VTE).^{16,17}

Several COCs are licensed for the treatment of acne and patients should be counselled on their risks and benefits relevant to the primary treatment objective, individualized risk factors and local regulatory practice. The use of COCs to treat acne outside their licensed indications could carry additional risks and patients should be counselled on potential side effects and long-term health impact as per the Summary of Product Characteristics (SmPC) and national regulatory guidance.

Hormonal antiandrogenic contraceptives or combined oral contraceptives (COCs) can be considered as adjunctive therapy in female patients with moderate to severe papulopustular, nodular or conglobate acne, particularly when contraception is desired or when acne is associated with hormonal influences or androgen excess. Systemic therapy with hormonal antiandrogenic contraceptives or other combined hormonal contraceptives (see Table 6) is not recommended for the treatment of comedonal or mild to moderate papulopustular acne, except when the primary intent is contraception or the management of concurrent gynaecological conditions, such as menstrual irregularities or other endocrinological conditions.

Table 6 gives an overview of the different generations of contraceptives and their possible impact on acne.

Table 6 is based on consensus and on mechanistic considerations only. The table focuses solely on the efficacy in treating acne, while safety aspects are not addressed. Please note that when choosing a hormonal treatment, more aspects than only their impact on the acne need to be considered, such as safety, contraindications and individual patient characteristics. Please note that the use of hormonal treatments for acne is partly off-label, as approvals vary by region and product; prescribing COCs outside their licensed

indications may carry additional risks, and patients should be counselled on potential side effects and long-term health impacts according to the Summary of product characteristics (SmPC) and national regulatory guidance. While some hormonal antiandrogenic or combined hormonal contraceptives are primarily used for contraception, their anti-acne efficacy differs by formulation and is mainly associated with progestins exhibiting antiandrogenic activity.

For detailed information on the efficacy and safety of hormonal antiandrogenic contraceptives or other combined hormonal contraceptives, please see the full version of the guideline (Data S1), the methods report (Data S2) and the evidence report (Data S3).

Use of spironolactone

Due to its antiandrogenic properties, spironolactone is used off-label to treat acne in women. This treatment is particularly beneficial for women with acne linked to hormonal imbalances, such as those associated with polycystic ovary syndrome (PCOS). As new evidence on spironolactone's efficacy has been published and as the guideline group perceived a need for additional systemic treatment options, it decided to include spironolactone into the guideline despite the fact that it is not licensed for acne in Europe.

For treatment recommendations with respect to specific acne subtype, see chapter 2 'Induction therapy'. For detailed information on the efficacy and safety of spironolactone, please see the full version of the guideline (Data S1), the methods report (Data S2) and the evidence report (Data S3).

TABLE 6 Different contraceptives and their possible impact on acne.

All information given in this table is based on consensus and on mechanistic considerations. Not all of the substances are licensed for acne; approval varies by region. This table represents a Consensus Practice Point (CPP), indicating that the multidisciplinary guideline panel formulated this recommendation based on available evidence and expert consensus, pending stronger supportive data (Level C evidence).

The table focuses solely on the efficacy in treating acne, while safety aspects are not addressed.

Please note, that when choosing a hormonal treatment, more aspects than only their impact on the acne need to be considered, such as individual patient characteristics.

Potential benefit for acne	
Co-cyprindiol (ethinyloestradiol + cyproterone acetate)	Co-cyprindiol (ethinyloestradiol + cyproterone acetate ¹)
Combined oral contraceptives	Examples include: <ul style="list-style-type: none"> • 1st generation (oestrogen² combined with chlormadinone acetate³) • 2nd generation (oestrogen² combined with levonorgestrel or norethisterone / norethindrone) • 3rd generation (oestrogen² combined with desogestrel or gestodene or norgestimate) • 4th generation (oestrogen² combined with dienogest or drospirenone or nomegestrol acetate³)
Less likely to worsen acne / possibly beneficial	May worsen acne
Progestin-only oral contraceptives	<ul style="list-style-type: none"> • 1st generation (medroxyprogesterone acetate) • 2nd generation (levonorgestrel, norethisterone/ norethindrone) • 3rd generation (norgestimate, gestodene) • 4th generation (nomegestrol acetate³)
Other non-oral contraceptives	<ul style="list-style-type: none"> • Etonogestrel: implant • Norelgestromin: transdermal patch • Levonorgestrel: hormonal intrauterine device (IUD) • Ethinyloestradiol/etonogestrel: vaginal ring

¹ for safety concerns regarding meningioma, please see: https://www.ema.europa.eu/en/documents/press-release/restrictions-use-cyproterone-due-meningioma-risk_en.pdf

² Oestrogen: for example, ethinyloestradiol or oestradiol or oestradiol valerate or oestrol or mestranol

³ for safety concerns regarding meningioma, please see: https://www.ema.europa.eu/en/documents/referral/new-measures-minimise-risk-meningioma-medicines-containing-nomegestrol-or-chlormadinone_en.pdf and <https://www.ema.europa.eu/en/medicines/human/referrals/nomegestrol-chlormadinone>

Dosing recommendation and treatment duration

Start with 50 mg, increasing to 100 mg after 4 weeks if well tolerated (e.g. no breast tenderness, fatigue, headache and dizziness/hypotension).

Patients should be informed about the gradual onset of effectiveness; continued improvement has been observed in clinical trials over 6 months' duration.

Monitoring

No laboratory monitoring is needed for healthy patients under 45; individual factors may warrant exceptions.¹⁶

AUTHOR CONTRIBUTIONS

A. Nast Conceptualization, supervision, visualization, writing—original draft, writing—review and editing. B. Al Wattar Conceptualization, visualization, writing—original draft, writing—review and editing. M. Beylot Barry Conceptualization, visualization, writing—original draft, writing—review and editing. H. Brüggemann Conceptualization, visualization, writing—original draft, writing—review and editing. Z. Bukvić Mokos Conceptualization, visualization, writing—original draft, writing—review and editing. D. M. Caruana Conceptualization, visualization, writing—original draft, writing—review and editing. K. Degitz Conceptualization, visualization, writing—original draft, writing—review and editing. C. Dessinioti Conceptualization, visualization, writing—original draft, writing—review and editing. B. Dréno Conceptualization, visualization, writing—original draft, writing—review and editing. R. J. B. Driessen Conceptualization, visualization, writing—original draft, writing—review and editing. H. Gollnick Conceptualization, visualization, writing—original draft, writing—review and editing. M. Hædersdal Conceptualization, visualization, writing—original draft, writing—review and editing. A. Katoulis Conceptualization, visualization, writing—original draft, writing—review and editing. S. Lächli Conceptualization, visualization, writing—original draft, writing—review and editing. J. Lambert Conceptualization, visualization, writing—original draft, writing—review and editing. A. M. Layton Conceptualization, visualization, writing—original draft, writing—review and editing. G. Micali Conceptualization, visualization, writing—original draft, writing—review and editing. F. Ochsendorf Conceptualization, visualization, writing—original draft, writing—review and editing. T. Sathyapalan Conceptualization, visualization, writing—original draft, writing—review and editing. K. Z. Stangeland Conceptualization, visualization, writing—original draft, writing—review and editing. S. F. Thomsen Conceptualization, visualization, writing—original draft, writing—review and editing. D. Töröcsik Conceptualization, visualization,

writing—original draft, writing—review and editing. A. Pennitz Conceptualization, project administration, visualization, writing—original draft, writing—review and editing.

AFFILIATIONS

¹Division of Evidence-Based Medicine, Klinik für Dermatologie, Charité - Universitätsmedizin Berlin, Berlin, Germany

²Comprehensive Clinical Trials Unit, Institute of Clinical Trials and Methodology, University College London, London, UK

³Beginnings Assisted Conception Unit, Epsom and St Helier University Hospitals, London, UK

⁴Dermatology Department, CHU Bordeaux, Bordeaux, France

⁵Université de Bordeaux, Bordeaux, France

⁶Department of Biomedicine, Aarhus University, Aarhus, Denmark

⁷Department of Dermatology and Venereology, University Hospital Centre Zagreb, University of Zagreb School of Medicine, Zagreb, Croatia

⁸Private Practice, Valletta, Malta

⁹Department of Dermatology and Allergy, Ludwig-Maximilian University, Munich, Germany

¹⁰Department of Dermatology, Andreas Sygros Hospital, University of Athens, Athens, Greece

¹¹INSERM, CNRS, Immunology and New Concepts in ImmunoTherapy, INCIT, UMR 1302/EMR6001, Nantes Université, Nantes, France

¹²Department of Dermatology, Radboud University Medical Center, Nijmegen, The Netherlands

¹³Department of Dermatology and Venereology, University of Magdeburg, Magdeburg, Germany

¹⁴Department of Dermatology, Bispebjerg Hospital, University of Copenhagen, Copenhagen, Denmark

¹⁵Second Department of Dermatology and Venereology, Medical School, "Attikon" General University Hospital, National and Kapodistrian University of Athens, Athens, Greece

¹⁶Institute of Dermatology and Venerology, Stadtspital Zürich, Zürich, Switzerland

¹⁷Department of Dermatology, University Hospital of Antwerp, University of Antwerp, Antwerp, Belgium

¹⁸Skin Research Centre, Hull York Medical School, University of York, York, UK

¹⁹Department of Dermatology, Harrogate and District NHS Trust, Harrogate, UK

²⁰Department of Dermatology, University of Catania, Sicily, Italy

²¹Department of Dermatology, Venereology and Allergology, Goethe-University Frankfurt, Universitätsmedizin, Frankfurt, Germany

²²Department of Academic Diabetes, Endocrinology and Metabolism, Hull York Medical School, University of Hull, Hull, UK

²³Department of Dermatology and Venereology, Aleris Stavanger, Stavanger, Norway

²⁴Department of Dermatology, Faculty of Medicine, University of Debrecen, Debrecen, Hungary

²⁵ELKH-DE Allergology Research Group, Debrecen, Hungary

ACKNOWLEDGEMENTS

Open Access funding enabled and organized by Projekt DEAL.

FUNDING INFORMATION

This update of the EuroGuiDerm guideline was funded through the EuroGuiDerm Centre for Guideline Development. The European Dermatology Forum is responsible for fundraising and holds all raised funds in one account. The EuroGuiDerm Team is not involved in fundraising or in the decision making on which guideline (GL) or consensus statement (CS) development is funded. The decisions on which GL/CS is funded are made by the EuroGuiDerm Board of Directors independently. The European Dermatology Forum (EDF) or any other body supporting the EuroGuiDerm is never involved in the guideline development and has no say on the content or focus of the guideline.

CONFLICT OF INTEREST STATEMENT

This is a summary of the update of the EuroGuiDerm Guideline for the treatment of acne. For the full version of the guideline, the methods report (including COI disclosures) and the evidence report, see online [Data S1, S2 and S3](#) or <https://www.guidelines.edf.one/>.

DATA AVAILABILITY STATEMENT

The dataset generated and analysed during the current study is available online (see <https://www.guidelines.edf.one/edf-guidelines-and-consensus-statements>).

ETHICAL APPROVAL

Not applicable to this article as no experiments were carried out.

ETHICS STATEMENT


Not applicable to this article, as no patient photos, graphics or similar were used.


DISCLAIMER

The EuroGuiDerm Guideline for the treatment of acne was developed in accordance with the EuroGuiDerm Methods Manual v1.3, which can be found on the website of the European Dermatology Forum (EDF), subsection Guidelines: <https://www.guidelines.edf.one>. This work is licensed under the Creative Commons Attribution-NonCommercial-4.0. For further information on copyright in case of translation, adaptation, commercial use, etc., see EDF website. Copyright © European Dermatology Forum.

ORCID


Alexander Nast  <https://orcid.org/0000-0003-3504-2203>

Marie Beylot Barry  <https://orcid.org/0000-0001-6150-1229>

Holger Brüggemann  <https://orcid.org/0000-0001-7433-0190>

Clio Dessinioti  <https://orcid.org/0000-0002-4832-3410>

Brigitte Dréno  <https://orcid.org/0000-0001-5574-5825>

Harald Gollnick  <https://orcid.org/0000-0003-1178-1765>

Alexander Katoulis  <https://orcid.org/0000-0001-8189-7486>

Giuseppe Micali  <https://orcid.org/0000-0002-5157-3939>

REFERENCES

- Nast A, Dréno B, Bettoli V, Bukvic Mokus Z, Degitz K, Dressler C, et al. European evidence-based (S3) guideline for the treatment of acne - update 2016 - short version. *J Eur Acad Dermatol Venereol*. 2016;30(8):1261–8.
- European Medicines Agency. Changes to the use of antibiotic azithromycin. 2025. <https://www.ema.europa.eu/en/news/changes-use-antibiotic-azithromycin>
- Janjua S, Mathioudakis AG, Fortescue R, Walker RA, Sharif S, Threapleton CJ, et al. Prophylactic antibiotics for adults with chronic

obstructive pulmonary disease: a network meta-analysis. *Cochrane Database Syst Rev*. 2021;2021(1):CD013198.

- Minichino A, Brondino N, Solmi M, Del Giovane C, Fusar-Poli P, Burnet P, et al. The gut-microbiome as a target for the treatment of schizophrenia: a systematic review and meta-analysis of randomised controlled trials of add-on strategies. *Schizophr Res*. 2021;234:1–13.
- Shim SR, Lee Y, In SM, Lee KI, Kim I, Jeong H, et al. Increased risk of hearing loss associated with macrolide use: a systematic review and meta-analysis. *Sci Rep*. 2024;14(1):183.
- Undela K, Goldsmith L, Kew KM, Ferrara G. Macrolides versus placebo for chronic asthma. *Cochrane Database Syst Rev*. 2021;11:CD002997.
- Li K, Liu L, Ou Y. The efficacy of azithromycin to prevent exacerbation of non-cystic fibrosis bronchiectasis: a meta-analysis of randomized controlled studies. *J Cardiothorac Surg*. 2022;17(1):266.
- Ly S, Kamal K, Manjaly P, Barbieri JS, Mostaghimi A. Treatment of acne vulgaris during pregnancy and lactation: a narrative review. *Dermatol Ther (Heidelb)*. 2023;13(1):115–30.
- Rosa FW. Teratogenicity of isotretinoin. *Lancet*. 1983;2(8348):513.
- European Medicines Agency. Retinoid-containing medicinal products - referral: Updated measures for pregnancy prevention during retinoid use. Warning on possible risk of neuropsychiatric disorders also to be included for oral retinoids. 2018. <https://www.ema.europa.eu/en/medicines/human/referrals/retinoid-containing-medical-products>
- Taylor PW, Keenan MH. Pharmaceutical quality of generic isotretinoin products, compared with Roaccutane. *Curr Med Res Opin*. 2006;22(3):603–15.
- Greywal T, Zaenglein AL, Baldwin HE, Bhatia N, Chernoff KA, Del Rosso JQ, et al. Evidence-based recommendations for the management of acne fulminans and its variants. *J Am Acad Dermatol*. 2017;77(1):109–17.
- Moller JK, Bak AL, Stenderup A, Zachariae H, Afzelius H. Changing patterns of plasmid-mediated drug resistance during tetracycline therapy. *Antimicrob Agents Chemother*. 1977;11(3):388–91.
- Andersson DI, Hughes D. Evolution of antibiotic resistance at non-lethal drug concentrations. *Drug Resist Updat*. 2012;15(3):162–72.
- Gullberg E, Cao S, Berg OG, Ilback C, Sandegren L, Hughes D, et al. Selection of resistant bacteria at very low antibiotic concentrations. *PLoS Pathog*. 2011;7(7):e1002158.
- Reynolds RV, Yeung H, Cheng CE, Cook-Bolden F, Desai SR, Druby KM, et al. Guidelines of care for the management of acne vulgaris. *J Am Acad Dermatol*. 2024;90(5):1006.e1–1006.e30.
- FSRH Guideline. Combined hormonal contraception (revision due by January 2024). *BMJ Sex Reprod Health*. 2019;45(Suppl 1):1–93.

SUPPORTING INFORMATION

Additional supporting information can be found online in the Supporting Information section at the end of this article.

How to cite this article: Nast A, Al Wattar BH, Beylot Barry M, Brüggemann H, Bukvić Mokus Z, Caruana DM, et al. Update of the EuroGuiDerm evidence-based guideline for the treatment of acne—Short version. *J Eur Acad Dermatol Venereol*. 2026;00:1–11. <https://doi.org/10.1111/jdv.70331>