



HAL
open science

Priorities to improve the care for chronic conditions and multimorbidity: a survey of patients and stakeholders nested within the ComPaRe e-cohort

Viet-Thi Tran, Elise Diard, Philippe Ravaud

► **To cite this version:**

Viet-Thi Tran, Elise Diard, Philippe Ravaud. Priorities to improve the care for chronic conditions and multimorbidity: a survey of patients and stakeholders nested within the ComPaRe e-cohort. *BMJ Quality & Safety*, 2021, 30 (7), pp.577 - 587. 10.1136/bmjqs-2020-011219 . inserm-03472256

HAL Id: inserm-03472256

<https://inserm.hal.science/inserm-03472256>

Submitted on 9 Dec 2021

HAL is a multi-disciplinary open access archive for the deposit and dissemination of scientific research documents, whether they are published or not. The documents may come from teaching and research institutions in France or abroad, or from public or private research centers.

L'archive ouverte pluridisciplinaire **HAL**, est destinée au dépôt et à la diffusion de documents scientifiques de niveau recherche, publiés ou non, émanant des établissements d'enseignement et de recherche français ou étrangers, des laboratoires publics ou privés.



OPEN ACCESS

Priorities to improve the care for chronic conditions and multimorbidity: a survey of patients and stakeholders nested within the ComPaRe e-cohort

Viet-Thi Tran ,^{1,2} Elise Diard,^{1,2} Philippe Ravaud^{1,2}

¹METHODS Team, Université de Paris, CRESS, INSERM, INRA, Paris, France

²Centre d'Epidémiologie Clinique, Hôpital Hôtel-Dieu, Assistance Publique - Hôpitaux de Paris, Paris, France

Correspondence to

Dr Viet-Thi Tran, METHODS, Paris, France;
thi.tran-viet@aphp.fr

Received 23 March 2020

Revised 24 July 2020

Accepted 26 July 2020

ABSTRACT

Objective To set priorities to improve consultations, care structures and the healthcare system from the perspective of patients with chronic conditions, care professionals, hospital administrators and health policy makers.

Methods Adult patients with chronic conditions recruited from the ComPaRe e-cohort in France ranked their 15 most important areas of improvement among 147 previously defined by patients. Priorities at a population level were obtained by using logit models for sets of ranked items in a data set calibrated to represent the French population of patients with chronic conditions. Care professionals, hospital managers and health policy makers rated the complexity involved in improving the areas identified. We calculated the number of patients who considered as a priority at least one of the areas considered easy to implement.

Results Between September 2018 and May 2019, 3002 patients (84% women, 47% with multimorbidity) and 149 professionals (including 50 care professionals, 79 hospital directors, 11 health policy decision makers) were recruited. Patients' top priorities were (1) Transforming care to be holistic and personalised, at a consultation level; (2) Smoothing patients' journey in the care system, increasing their knowledge of their own health and improving care coordination, at a care structure level (3) Training clinicians in better interpersonal skills and knowledge of specific conditions/treatments, reducing stigma and making care more affordable, at a healthcare system level. In total, 48%, 71% and 57% patients ranked in their top priorities one area considered easy to improve by professionals at consultation, care structure and health system levels, respectively.

Conclusion This is the first comprehensive map of patients' priorities to improve the management of chronic conditions. Implementing simple actions could benefit a large number of patients.

BACKGROUND

In modern Western countries, 40% of adults have at least one chronic condition and 23% have multiple conditions and are therefore considered multimorbid.^{1 2} From the healthcare system perspective,

the management of chronic conditions and multimorbidity is a jigsaw puzzle: increasing numbers of patients seek care over extended periods of time,² and each patient requires coordinated inputs from a wide range of health professionals and institutions that have traditionally been separate.³

Yet, most Western care systems remain structured around disease-by-disease episodic care processes that are ill-equipped to meet the requirements of people with chronic conditions and multimorbidity.⁴⁻⁷ As a result, in addition to their diseases and symptoms, patients must adapt to the structural and interactional limitations of the care system in which they seek care, including inequalities in care access, poor organisation of care structures, time-limited consultations, disease-centred reimbursements.^{8 9} The burden imposed on patients by their care is such that 40% of patients with chronic conditions, independent of their diseases and context, consider that they would not be able to continue the same investment of time, energy and money in healthcare lifelong.^{10 11}

Improving care for patients with chronic conditions and multimorbidity is a daunting process. Possibly, no other sector has equivalent intricate funding models, multiple moving parts, complicated 'clients' with diverse needs, and so many potential options and interventions to answer these needs.¹² Surprisingly, to our knowledge, the simple question of 'where to start' has never been asked and we have no evidence available for prioritising interventions (among the hundreds that have been developed and



© Author(s) (or their employer(s)) 2020. Re-use permitted under CC BY-NC. No commercial re-use. See rights and permissions. Published by BMJ.

To cite: Tran V-T, Diard E, Ravaud P. *BMJ Qual Saf* Epub ahead of print: [please include Day Month Year]. doi:10.1136/bmjqs-2020-011219

tested at the organisation level or patient level) and for whom.^{13 14}

To answer this question, we adopted a citizen science approach and leveraged the collective intelligence and collaboration of large groups of non-professional people.¹⁵ In a previous study, we involved a large number of patients with chronic conditions in France to elicit their perspectives on how to improve the care of patients with chronic conditions.¹⁶ A sample of 1636 patients with chronic conditions was asked 'If you had a magic wand, what would you change in your healthcare?', with an open-ended response. Their answers enabled the inductive identification of 147 areas of improvement to transform consultations, care structures and the healthcare system. However, because the study was based on questions with open-ended responses, how propositions from patients would be prioritised or valued by different groups remained unclear. Areas of improvement frequently mentioned were not necessarily those most 'desired' by participants but those that were the most evident to them.

In the present research, we aimed at (1) prioritising, from patients' perspectives, the areas of improvement previously identified and, (2) determining how complex these priority improvements would be to implement.

METHODS

This study involved two complementary parts. First, we involved a large number of patients with chronic conditions in setting patients' priorities for improving the management of chronic conditions in France. Second, we asked a group of professionals in care, care quality improvement and health policy to determine how complex these priority improvements would be to implement.

Setting patients' priorities for improving the management of chronic conditions

We surveyed patients with chronic conditions to understand how they prioritised and valued 147 areas of improvement, identified by patients in a previous research.¹⁶ During that study, a working group of researchers and patients classified each area of improvement by their 'level', that is, the people and structures involved, and 'overarching category', that is, the topic. For example: the area of improvement 'Develop online training programmes for patients' was classified as an improvement at the 'care structure' level, in the overarching category 'Increase patients' knowledge of their own health', and the area 'Avoid giving patients false hopes' was classified as an improvement at 'consultation' level in the overarching category 'Create the context for real discussions with patients'. A detailed description of areas of improvement, overarching categories and levels is published elsewhere.¹⁶

Adult patients with chronic conditions were recruited from the 'Community of Patients for Research' (ComPaRe, <http://compare.php.fr>), an ongoing citizen science project based on an e-cohort of patients with chronic conditions in France. Participants of ComPaRe are adults (>18 years old) who report having at least one chronic condition (defined as a condition requiring healthcare for at least 6 months) and who join the project to donate time to accelerate research of their conditions by answering regular patient-reported outcomes and patient-reported experience measurements online.^{17 18} Recruitment in ComPaRe entails direct outreach to potential participants by widespread advertising in general and social media and partner patient associations. As a result, the population in ComPaRe is not representative of the French population of patients with chronic conditions. Yet, it covers diverse sociodemographic backgrounds, including socioeconomically disadvantaged individuals.¹⁹ All participants provide electronic consent before participating in the e-cohort.

Patients were invited by email to participate. Three reminders were sent to increase participation rate. Those agreeing to participate were randomised to three groups, each assessing the importance of areas of improvement at consultation, care structure or healthcare system level (ie, a given participant only assesses areas of improvement from the level assigned at random).¹⁶ Within each group, patients identified their priorities for improvement by using a novel two-step method inspired by Q methodology. First, each patient selected the 15 areas for improvement he/she felt were the most important (step 1). Second, the patient sorted these 15 areas of improvement within a constrained template in which only 1 area could be considered 'most important', 2 areas could be considered 'very important', 3 areas could be considered 'moderately important' and 9 areas could be considered of 'minor importance' (step 2) (online supplementary appendix 1). This method reduced the number of items to be ranked, thereby easing the participants' tasks and increasing the reliability of the ranking process.²⁰ Therefore, for each patient, output of the ranking process involves a ranking of these 15 top priorities, with ties.

Assessments of the complexity involved in implementing actions to improve areas identified by patients

We surveyed care professionals, experts in quality improvement, hospital administrators and health policy makers about their perception of the complexity involved in implementing actions to improve the 147 areas of improvement identified previously.¹⁶ These professionals were recruited (1) During a national meeting of the federation of regional organisations responsible for the improvement of hospital care in France (Lyon, 2019); (2) By inviting hospital carers,

directors and managers from the Assistance Publique–Hôpitaux de Paris hospitals; (3) By contacting alumni from the ‘Ecole des Hautes Etudes en Santé Publique’, which trains hospital directors and managers in France (4) By inviting all members of the French Parliament and Senate part of commissions for Health and Social Affairs.

Each professional connected on a secured website (<http://clinicalepidemio.fr/VAM>) and was presented with 15 areas for improvement selected at random from one of the three sets of areas for improvement (consultation, care structure or healthcare system levels). Areas of improvement presented were tailored to the professional’s field: care professionals were invited to evaluate areas of improvement at the consultation level; hospital managers were invited to evaluate areas of improvement at the care structure level; and health policy makers were invited to evaluate areas of improvement at the healthcare system level.

Professionals were asked to rate the difficulty in implementing actions according to the area of improvement, taking into account costs, potential resistance to change, difficulties to motivate the people involved and time needed to achieve results. Ratings ranged from 1 (extremely easy to implement) to 10 (extremely difficult to implement) or could be ‘I am not qualified to assess the complexity to implement actions to improve this area’.

Statistical analyses

Setting patients’ priorities for improving the management of chronic conditions

In each level (consultation, care structure, healthcare system), we fitted logit models to the ranking data (step 2) to prioritise areas of improvement by importance. The logit models calculate the odds, for an area of improvement, to be ranked better than a reference area of improvement (here chosen as the area with the lowest importance). Therefore, models generate a general ranking for all areas of improvement, at a population level.²¹ To summarise results, we presented, for each overarching category, the median odds to be ranked better than the reference area of improvement.

We complemented our analyses by using a weighted data set obtained by calibration on margins of our data with weights for age categories (<24, 25–34, 35–44, 45–54, 55–64, 65–74, >75 years old), gender and educational level (low, middle school or equivalent, high school or equivalent, associate’s degree, higher education). Weights were derived from national census data describing the French population reporting chronic conditions.^{22 23}

Analyses were conducted both globally and in subgroups defined by multimorbidity (patients’ reported number of conditions ≥ 2 or not) and duration since the diagnosis of the first chronic condition (<8 or ≥ 8 years; threshold was the median duration since diagnosis).

Assessments of the complexity involved in implementing actions for patients’ propositions

For each area of improvement, we summarised the difficulty in implementing actions by the median and IQR. Data for ‘I am not qualified to assess the complexity to implement actions to improve this area’ were left out of analyses. We then calculated the number (proportion) of patients who would benefit from the implementation of all actions with a median difficulty ≤ 3 . We considered those who selected at least 1 of these areas of improvement among their 15 most important actions (for all patients who participated) or among their top 6 actions (for patients who participated in step 2 and who provided the ranking of their selection).

RESULTS

Between September 2018 and May 2019, 3002 patients (2534 (84%) women) were recruited in the study (participation rate: 93%) (online supplementary appendix 2). The mean age was 43 years (SD=14) and 1440 (47%) participants had multimorbidity (mean number of conditions 2.2 (SD=2.1)) (table 1). Patients’ conditions included diabetes (n=171), high blood pressure (n=225), thyroid disorders (n=221), rheumatological conditions (n=649), neurological disorders (n=416), dermatological conditions (n=321), digestive conditions (n=306) and cancer (n=179). Characteristics of patients in the weighted data set are presented in online supplementary appendix 3.

Between December 2019 and January 2020, 149 professionals (106 (71%) women) provided 2196 evaluations of the complexity involved in implementing actions for areas of improvement. These professionals were care professionals (n=50), health quality managers (n=19), hospital directors and managers (n=60), and health policy decision makers (n=11, including 6 members of the French Parliament or Senate). Their mean age was 44 years (SD=11).

Setting patients’ priorities for improving the management of chronic conditions

Priorities for improvement at consultation level

At the consultation level, 1021 patients selected their 15 most important areas for improvement and 840 (82%) ranked them. Patients’ top priorities to improve consultations are presented in table 2. Overall, patients’ highest rankings were for areas of improvement in overarching categories related to holistic care (median odds to be ranked better than the reference area ‘allow flexibility in drug intakes’: 38.8 (IQR 18.4–40.9)) and personalised care and care goals (median odds: 20.4 (IQR 14.3–25.8)). Lowest rankings were for improvements in patients’ treatment and home care (median odds: 2.7 (IQR 1.4–6.6)) (figure 1). Results were unchanged in the calibrated data set reflecting the characteristics of the French population of patients

Table 1 Patients' characteristics (n=3002) by evaluation of propositions to improve consultations, care structures and the healthcare system

Characteristic	Total	Consultations	Care structures	Healthcare system
	(n=3002)	(n=1021)	(n=1013)	(n=968)
Ranked their 15 most important areas of improvement	2387 (80)	840 (82)	802 (79)	745 (77)
Age – mean (SD)	43 (14)	43 (14)	43 (14)	42 (14)
Female gender – no. (%)	2534 (84)	856 (84)	857 (85)	821 (85)
Education level – no. (%)				
Low	75 (2)	26 (3)	22 (2)	27 (3)
Middle school or equivalent	465 (15)	144 (14)	158 (16)	163 (17)
High school or equivalent	299 (10)	109 (11)	91 (9)	99 (10)
Associate's degree	639 (21)	231 (23)	216 (21)	192 (20)
Higher education	1524 (51)	511 (50)	526 (52)	487 (50)
Chronic conditions – no. (%)				
1	1562 (52)	523 (51)	522 (52)	517 (53)
2	647 (22)	234 (23)	208 (21)	205 (21)
3	347 (12)	117 (11)	112 (11)	118 (12)
>4	446 (15)	147 (14)	171 (17)	128 (13)
Time since first chronic condition onset (years) – mean (SD)	13.0 (13)	13.3 (13)	12.9 (13)	12.7 (13)
Conditions*				
Asthma	183 (6)	65 (6)	61 (6)	57 (6)
COPD and other respiratory diseases	231 (8)	93 (9)	76 (8)	62 (6)
Diabetes	171 (6)	66 (6)	62 (6)	43 (4)
Thyroid disorders	221 (7)	71 (7)	83 (8)	67 (7)
High blood pressure	225 (7)	83 (8)	80 (8)	62 (6)
Dyslipidaemia	74 (2)	23 (2)	33 (3)	18 (2)
Cardiac or vascular diseases	167 (6)	55 (5)	64 (6)	48 (5)
Chronic kidney diseases	185 (6)	64 (6)	68 (7)	53 (5)
Chronic low back pain	197 (7)	65 (6)	69 (7)	63 (7)
Rheumatological conditions	649 (22)	221 (22)	223 (22)	205 (21)
Systemic conditions	144 (5)	45 (4)	54 (5)	45 (5)
Digestive conditions	306 (10)	105 (10)	99 (10)	102 (11)
Neurological conditions	416 (14)	136 (13)	138 (14)	142 (15)
Cancer (including blood cancer)	179 (6)	57 (6)	58 (6)	64 (7)
Dermatological conditions	321 (11)	121 (12)	110 (11)	90 (9)
Depression	157 (5)	54 (5)	64 (6)	39 (4)

*Total exceeds 100% because patients have multiple chronic conditions. COPD, chronic obstructive pulmonary disease.

with chronic conditions (weighted data set) (online supplementary appendix 4a).

Presence/absence of multimorbidity and duration since the diagnosis of the first chronic condition did not change the ranking of priority areas of improvement for consultations (online supplementary appendix 4b,4c).

Priorities for improvement at care structure level

At the care structure level, 1013 patients selected their 15 most important areas for improvement and 802 (79%) ranked them. Patients' top priorities to improve care structures are presented in table 2. Overall, patients provided high rankings for areas in all overarching categories. Top priorities involved overarching categories related to improvements to smooth

patients' journey in the care system (median odds to be ranked better than the reference area 'Improve the architecture and design of care facilities': 3.9 (IQR 2.1–5.0)), increasing patients' knowledge of their own health (median odds 3.6 (IQR 2.1–5.2)) and improving coordination and collaboration in care (median odds 3.1 (IQR 2.7–5.4)). Lowest priorities were to improve structures and equipment (median odds 1.7 (IQR 1.3–2.0)) (figure 2). Results were overall similar in the weighted data set but top priorities were to develop access to specific emergency care for patients with chronic disease and to group visits and tests on the same days if possible (online supplementary appendix 5a).

Presence/absence of multimorbidity and time since the diagnosis of the first chronic condition did not

Table 2 Top six priorities for improvement at the consultation, care structure and health system levels and the complexity for their implementation

Areas of improvement	Complexity to implement actions for improvement Median (IQR)
Priorities at consultation level	
To improve pain management	3.5 (3–4.8)
To improve care professionals' attitude so as not to look down on patients	3.5 (3–5.5)
To improve patients' journey during the diagnosis of chronic conditions	5 (4–6.2)
To avoid tunnel visioning on one condition and neglecting other medical problems or symptoms	4.5 (3.8–6.2)
To care for patients holistically, and not for his/her organs	4.5 (3–6.2)
To better involve patients in care decisions	3.5 (3–5.5)
Priorities at care structure level	
To develop the access to specific emergency care for chronic patients	5 (3–7)
To systematically provide patients copies of medical reports and results	3 (1.5–4.5)
To reduce the delay to obtain appointments	4 (3–6)
To reorganise care structures for multidisciplinary care	4 (3–5)
To organise group visits and tests on same days if possible	6 (4–7)
To improve the coordination between care professionals	3 (2–5)
Priorities at healthcare system level	
To transform care professionals' training to improve their knowledge in specific conditions/treatments	7 (4.2–8)
To create a repertoire of care professionals identifying their skills in specific diseases or treatments	6.5 (5–8)
To prevent doctors exceeding the fees reimbursed by the national health insurance system	4 (3.2–5.8)
To transform care professionals' training to improve their interpersonal skills	5 (3–7)
To provide patients 'official' documents to prove that they are ill	4 (3–5.8)
To reduce the amount of advances of certain expenses	4 (2.2–5.8)

Complexity was assessed by care professionals, hospital managers and health policy decision makers with ratings ranging from 1 (extremely easy to implement actions) to 10 (extremely difficult to implement actions).

Priorities were identified from the results of a logit model of patients' ranking data.

change the ranking of priority areas of improvement for care structures (online supplementary appendix 5b,5c).

Priorities for improvement at the healthcare system level

At the healthcare system level, 968 patients selected their 15 most important areas for improvement and

745 (77%) ranked them. Patients' top priorities to improve the healthcare system are presented in table 2. Overall, patients' highest rankings were for areas of improvement in overarching categories related to improving the training of care professionals for better interpersonal skills or knowledge in specific conditions/treatments (median odds to be ranked better than the reference area 'Develop online translation services, accessible for all care professionals and patients': 9.9 (IQR 7.8–12.2)), reducing stigma for patients with chronic conditions (eg, via actions to improve the public's views on conditions) (median odds: 9.3 (IQR 8.4–10.1)) and making care more affordable (median odds: 8.1 (IQR 4.9–10.0)). Lowest priorities were to promote the professional integration of sick people (median odds: 2.7 (IQR 2.7–6.0)) (figure 3). Results were slightly changed in the weighted data set where the top priority was to soften gatekeeping rules (ie, having to consult a general practitioner before seeing a specialist) (online supplementary appendix 5a).

Presence/absence of multimorbidity and duration since the diagnosis of the first chronic condition did not change the ranking of priority areas of improvement for care structures (online supplementary appendix 6b,6c).

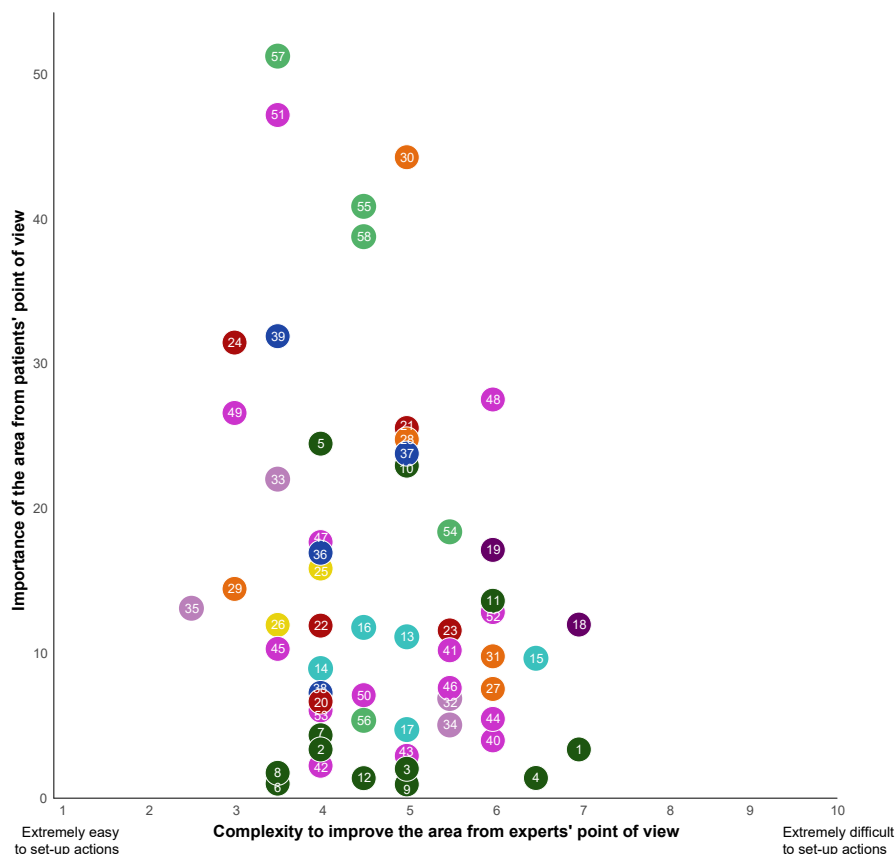
Assessments of the complexity involved in implementing actions to improve areas identified by patients

Assessments of the complexity involved in implementing actions to improve consultations

In total, 38 professionals (76% care professionals) provided 462 evaluations of the complexity in implementing actions to improve consultations (average of 8 evaluations per area of improvement). Median complexity to implement actions for consultations ranged from 3/10 (to introduce patients to patients' associations) to 7/10 (to enable drug holidays if possible and to prevent exacerbations rather than wait for them) (figure 1). Their opinions showed high agreement, with an average IQR of 2.2 (min: 0.2, max: 4.2) in their ratings (online supplementary appendix 4d). In total, 87% and 48% of patients selected at least one area of improvement considered easy to implement (median complexity ≤ 3) among their top 15 and top 6 priorities, respectively, at the consultation level.

Assessments of the complexity involved in implementing actions to improve care structures

In total, 78 professionals (69% health quality managers and hospital directors) provided 1251 evaluations of the complexity in implementing actions to improve consultations (average of 30 evaluations per area of improvement). Median complexity to implement actions for consultations ranged from 2/10 (to improve the architecture and design of care facilities) to 7/10 (to develop ways to facilitate the understanding of test results for patients and develop methods to encourage collective intelligence



Adapt pharmacological treatment

1. Enable some drug holidays, if possible
2. Reduce the number of drug intakes per day
3. Reduce the number of medications per intake
4. Change treatments' shape, taste or size
5. Find treatment strategies that minimize adverse effects
6. Allow flexibility in drug intakes
7. Propose drug/treatments that are easier to use/take
8. Propose drug/treatments that are easier to transport
9. Propose drug/treatments that are easier to store
10. Emphasize the use of alternative medicines, if possible
11. Emphasize the use of non pharmacological treatments, if possible
12. Soften dietary hygiene rules

Avoid unnecessary procedures/tasks

13. Avoid low value exams and tests
14. Avoid low value treatments
15. Do not re-ask an already available information or test
16. Enrich existing health records with more information
17. Simplify self monitoring at home

Develop prevention

18. Prevent exacerbations rather than wait for them (secondary prevention)
19. Improve primary prevention for chronic conditions

Provide patients with the best information adapted to them

20. Provide patients adequate information on their conditions at adequate times
21. Spend more time to explain things to patients
22. Provide patients written information on their conditions
23. Help patients understand/learn the medical language
24. Provide patients information on research advances

Improve patients' autonomy

25. Improve patients' capacity for self management
26. Teach patients methods to avoid forgetting medications

Improve patients' care pathways

27. Know when to pass the baton
28. Improve patients' follow-up after acute events or disease remission
29. Regular check-ups for complex patients
30. Improve patients' journey during the diagnosis of chronic conditions
31. Improve continuity of care (moving away, changing hospitals)

Personalize care and care goals

32. Involve family and entourage in care
33. Facilitate access to psychological care/support for chronic patients
34. Train care providers to act like coaches for patients
35. Introduce patients to patients' associations

Personalize care and care goals

36. Take into account patients' contexts
37. Provide personalized care rather than standardized "one size fits all" care
38. Identify common goals with patients
39. Involve patients in care decisions

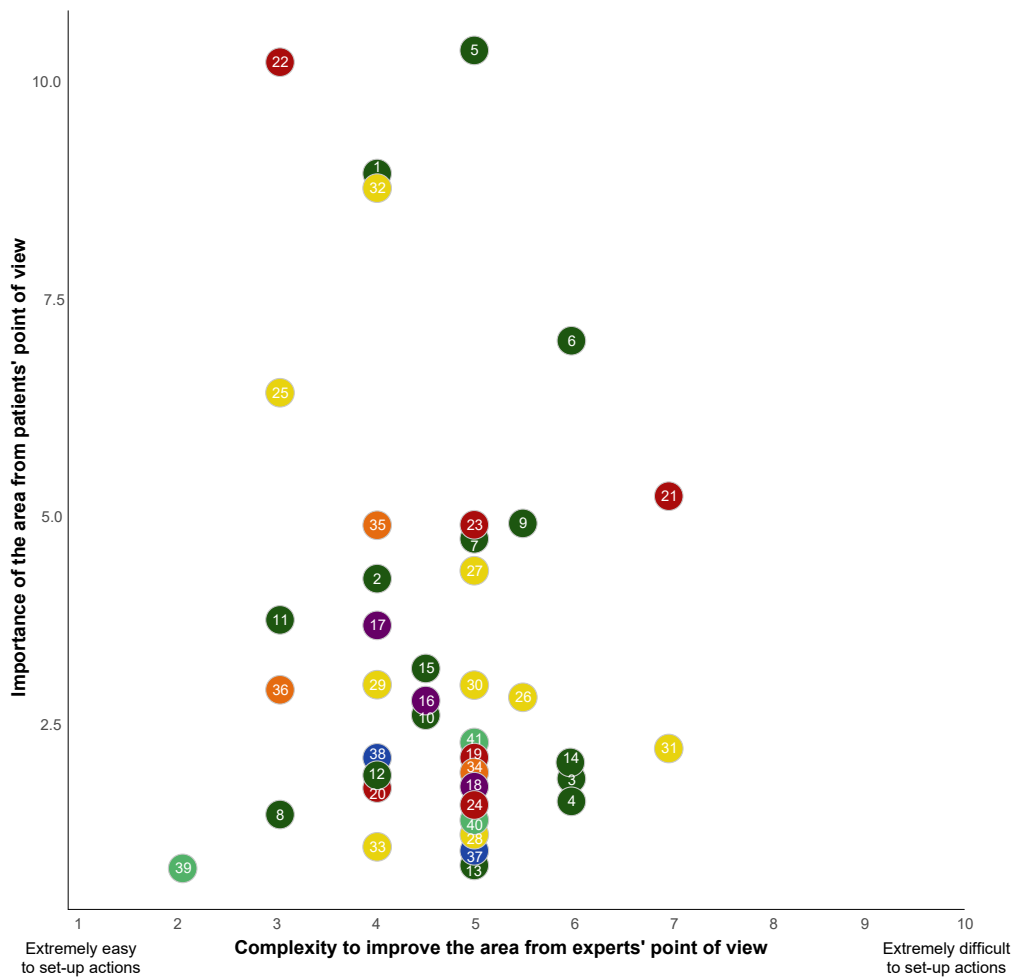
Create the context for real discussions with patients

40. Be more proactive in meeting patients needs
41. Avoid stereotyping people
42. Avoid giving patients false hopes
43. Avoid a defeatist and fatalistic attitude
44. Avoid judgmental or paternalistic attitudes
45. Be careful of words used with patients
46. Learn humility
47. Benevolence and empathy from care professionals
48. Listening, openness and sharing from care professionals
49. Trust patients' expertise in their diseases
50. Use validated patient reported outcomes to support patients' words
51. Do not look down on patients
52. Improve how some conditions are acknowledged by health professionals
53. Encourage dialogue between care professionals and patient associations

Provide a holistic care

54. Avoid "siloed care" (care focused on single organs)
55. Care for the person in addition to his/her organs
56. Account for the interactions between different conditions and treatments
57. Improve pain management
58. Avoid neglecting some medical problems or symptoms

Figure 1 Comparative importance of areas of improvement at the consultation level, from patients' point of view (n=840) and their complexity for implementation from professionals' point of view (n=38). Importance of each area of improvement is represented by its odds to be ranked better than the reference area of improvement 'allow flexibility in drug intakes'. Complexity was assessed by care professionals, hospital managers and health policy decision makers, with ratings ranging from 1 (extremely easy to set up actions) to 10 (extremely difficult to set up actions). Areas of improvement are organised in overarching categories (colours).



Smooth patients' journey in the care system

1. Reduce the delays to obtain appointments
2. Propose patients to move their appointments up when an cancel occurs
3. Simplify the process for getting appointments and tests
4. Allow patients to choose the date and time of consultations/tests
5. Access to specific emergency care if needed
6. Group visits/tests on same days
7. Group visits/tests in same places
8. Create "one stop shop" structures where patients can get all health visits and tests done
9. Accelerate patients' referral to the right doctor
10. Help patients find care professionals with human qualities
11. Help patients find care professionals with experience in their conditions
12. Improve the flow of patients in the care structure (waiting times, administrative steps, etc.)
13. Provide patients an agenda for their future care activities
14. Change consultations/tests intervals
15. Anticipate delays in consultations to better respect schedules

Increase time and attention devoted to patients

16. Propose longer consultations
17. Diminish the administrative burden on care providers
18. Enable trained nurses to supplement more of the medical staff workload

Increase patients' knowledge of their own health

19. Meet expert patients
20. Organize patient groups and activities
21. Facilitate the understanding of test results (graphs, data visualization, etc.)
22. Systematically provide patients copies of medical reports and results
23. Create medically certified online information centers
24. Develop online training programs for patients

Improve coordination and collaboration in care

25. Improve the coordination between care professionals
26. Avoid contradictions in the care team
27. Improve the sharing of health records and information between care professionals
28. Identify a "care conductor" to lead the care team
29. Account for all care providers' opinion independently from their disciplines or hierarchy
30. Care should not rely on poorly supervised residents
31. Collective intelligence from my care team
32. Enable multidisciplinary care
33. Implement tele expertise

Improve the interaction between patients and the care team

34. Create a "listener" line for patients
35. Develop systems for patient-physician communication outside of consultations
36. Identify a point of contact person for exchanges between patients and the care team

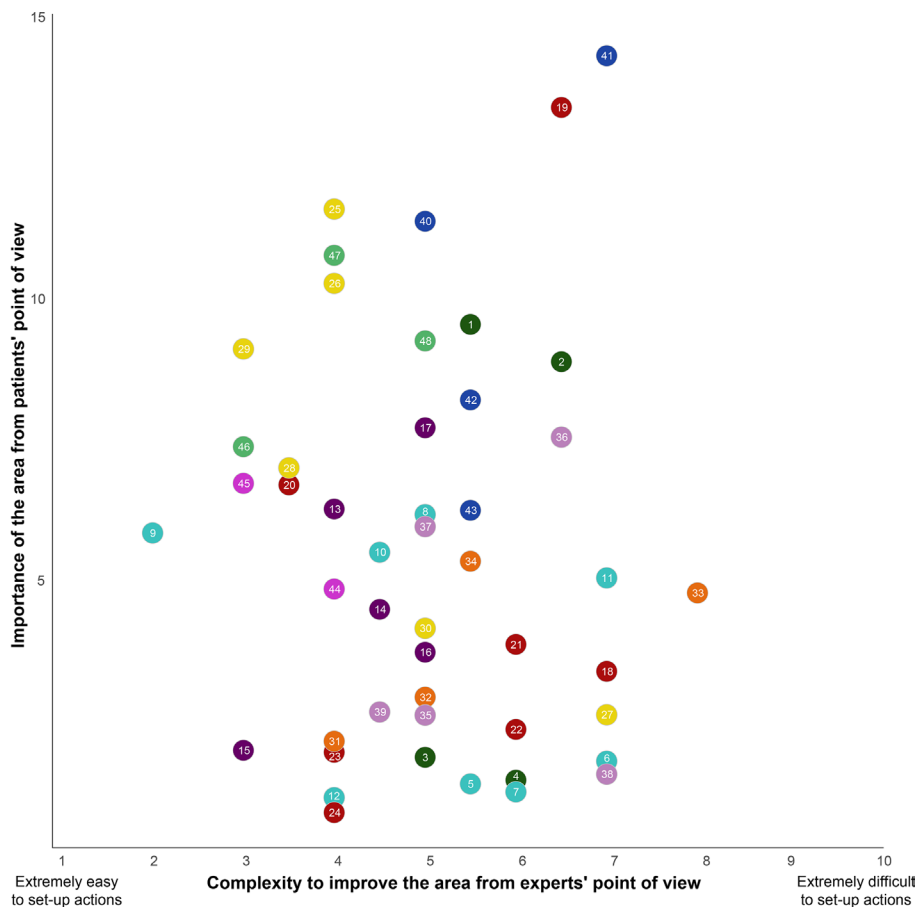
Change the number/attitude of non medical staff

37. Increase the number of non medical personals in clinics/hospitals
38. Change the attitude of reception staff and non care professionals

Improve structures and equipment

39. Improve the architecture and design of care facilities
40. Improve privacy in care structures
41. Improve the technical equipment of care facilities

Figure 2 Comparative importance of areas of improvement at the care structure level, from patients' point of view (n=802) and their complexity for implementation from professionals' point of view (n=78). Importance of each area of improvement is represented by its odds to be ranked better than the reference area of improvement 'improve the architecture and design of care facilities'. Complexity was assessed by care professionals, hospital managers and health policy decision makers, with ratings ranging from 1 (extremely easy to set up actions) to 10 (extremely difficult to set up actions). Areas of improvement are organised in overarching categories (colours).



Change health rules

- 1. Soften gatekeeping rules
- 2. Simplify refill processes
- 3. Change the legal limit between two refills
- 4. Change sectorisation rules for health structures

Transform rules related to medications

- 5. Create generic drugs with same shape and color as branded drugs
- 6. Homogenise the number of pills per drug box
- 7. Limit pharmacists' ability to replace prescription drugs
- 8. Accelerate the approval for new treatments already available in other countries
- 9. Use filled prescriptions instead of medication boxes
- 10. Develop systems to avoid medication shortages in pharmacies
- 11. Create re-usable medical devices (e.g. inhalers) to avoid waste
- 12. Re-approve some drugs withdrawn from the market

Decrease the administrative burden for patients

- 13. Limit bureaucracy and soften administrative tasks
- 14. Quicken administrative procedures
- 15. Get human help for administrative tasks
- 16. Create one-stop-shop structures to get state help
- 17. Administrative acknowledgment of some conditions

Facilitate the access to adequate care

- 18. Enable home care (consultations)
- 19. Create a repertoire of care professionals specialized in specific diseases or treatments
- 20. Encourage the geographic dispersion of specialists (not only in major cities)
- 21. Anticipate the retirement of physicians
- 22. Improve patients' ability for transportation and parking
- 23. Home delivery for medications
- 24. Develop online translation services, accessible for all caregivers and patients

Make care more affordable

- 25. Prevent doctors from exceeding their fees
- 26. Reduce the amount of advances of expenses
- 27. Reimburse transportation costs
- 28. Increase the number of health interventions covered by the National health Insurance
- 29. Reimburse opportunity costs
- 30. Lower the cost of care

Facilitate the access to home support

- 31. Facilitate home fitting for patients
- 32. Facilitate the access to home care (nurses)
- 33. Facilitate home support (housework, grocery shopping, etc.)
- 34. Help informal caregivers

Promote the professional integration of sick people

- 35. Facilitate access to work for sick people
- 36. Adapt work conditions for sick people
- 37. Adapt work schedules for patients
- 38. Adapt work spaces for patients
- 39. Help patients get professional retraining

Transform the training for care professionals

- 40. Trainings for better interpersonal skills for care professionals
- 41. Improve care professionals' knowledge in specific conditions/treatments
- 42. Ensure that adequate information on every disease is accessible to all care providers
- 43. Develop nationwide "registries of medical mistakes" to avoid repeating errors

Improve treatment guidelines

- 44. Develop clear care protocols/guidelines for all conditions
- 45. Involve patients in the elaboration of care guidelines

Reduce stigma

- 46. Improve the general public view on conditions or treatments
- 47. Provide patients "official" documents to prove that they are ill
- 48. Avoid discrimination for chronic patients (insurance, loans...)

Figure 3 Comparative importance of areas of improvement at healthcare system level, from patients' point of view (n=745) and their complexity for implementation from professionals' point of view (n=33). Importance of each area of improvement is represented by its odds to be ranked better than the reference area of improvement 'develop online translation services, accessible for all care professionals and patients'. Complexity was assessed by care professionals, hospital managers and health policy decision makers, with ratings ranging from 1 (extremely easy to set up actions) to 10 (extremely difficult to set up actions). Areas of improvement are organised in overarching categories (colours).

from my care team) (figure 2). Their opinions showed high agreement, with an average IQR of 2.9 (min: 1.8, max: 6) in their opinions (online supplementary appendix 5d). In total, 98% and 71% of patients selected at least one area of improvement considered easy to implement (median complexity ≤ 3) among their top 15 and top 6 priorities, respectively, at the care structure level.

Assessments of the complexity involved in implementing actions to improve the healthcare system

In total, 33 professionals (33% decision makers) provided 483 evaluations of the complexity in implementing actions to improve the healthcare system (average of 10 evaluations per area of improvement). Median complexity in implementing actions for consultations ranged from 2/10 (propose filled prescriptions instead of medication boxes) to 8/10 (propose home support (housework, grocery shopping, etc) for patients with chronic conditions) (figure 2). Their opinions showed high agreement, with an average IQR of 2.7 (min: 0.8, max: 5.8) in their opinions (online supplementary appendix 5d). In total, 91% and 57% of patients selected at least one area of improvement considered easy to implement (median complexity ≤ 3) among their top 15 and top 6 priorities, respectively, at the healthcare system level.

DISCUSSION

In this study, we involved 3002 patients with chronic conditions and multimorbidity in France in the process of prioritising patient-defined areas of improvement at consultation, care structure and healthcare system levels. We completed the priority setting by asking 149 care professionals, hospital administrators and health policy makers to determine how complex actions would be to implement for the identified areas of improvement. In total, 48%, 71% and 57% of patients ranked in their top six priorities for improvement at least one area considered easy to improve by professionals at consultation, care structure and health system levels, respectively.

Overall, the overarching principles for improvement identified by patients are consistent with chronic care models advocated in the medical literature,²⁴ but further comparison is limited by the breadth of our findings because previous priority surveys covered specific contexts or diseases.^{25–27} To our knowledge, this is the first comprehensive map of all unmet needs in the management of chronic conditions and multimorbidity in France. This map may help stakeholders (clinicians, hospital managers, health policy decision makers) make informed choices on where to allocate time, effort and resources in healthcare and define objectives for improvement at both the macro level (ie, by considering the priorities of patients with chronic conditions, as a single and large group) and micro level (ie, by considering the priorities of patients with certain conditions, of a certain age, with multimorbidity etc).²⁸ In particular, our results are strengthened by the calibration of our data set to represent the French population reporting chronic conditions in terms of age, gender

and educational level. This enabled the extrapolation of our results at a national level.

Methods used in our study contrast with the literature on how care for chronic patients should be transformed. Indeed, new care models and programmes for patients with chronic conditions have been devised by (1) Experts' opinions, without or with minimal involvement from patients.^{24 29} (2) Experiences limited to specific settings, contexts or diseases.³⁰ In complement with our previous article, we present the proof of concept of a scientific method to capture patients' voices, on a large scale, to guide the design of care by (1) Identifying patients' needs and ideas to improve healthcare.¹⁶ (2) Ranking the identified needs. Our methods leverage large online surveys and novel ranking methods that can reduce the cognitive burden for participants (although not evaluated in this study), which can be easily reproduced in different contexts, populations or countries. Our methods also differ from usual priority settings that use consensus methods such as the Delphi method, because we clearly separated the collection of patients' views (presented in this study) from the potential decisions that may be taken based on findings.

Our study had several limitations. First, we considered patients with chronic conditions as a single large entity. Despite the analysis of some subgroups, our results are a general overview of patients' preferences at a population level. This situation may mask values and priorities of specific groups of patients. Future work could involve the re-analysis of our data to better understand the fine-grained topology of patients' perspectives to define care improvement programmes and targets for specific populations. Second, professionals' judgements on the complexity to implement actions were based on subjective assessments that were not related to a single 'measurement unit' (eg, monetary costs). This methodological choice aimed at easing data collection makes the comparison of ratings and the evaluation of the investments required difficult. Third, the number of professionals evaluating each proposition was relatively low but was still consistent with numbers recommended in the literature, from empirical experience, to obtain acceptable estimates.^{31 32} Fourth, despite the use of methods to enhance the representativeness of estimates that have been found effective in e-cohorts, a generalisation of our findings is cautioned because primary data were based on volunteers who were younger, more educated and more often female than the French population of patients with chronic conditions.¹⁹ Finally, transferability of our findings at an international level is cautioned. Patients' priorities reflect their unmet needs within the organisations and systems in which they sought care. Thus, specificities of the French healthcare model (eg, universal health coverage, institutional polycentrism) directly affected both patients' ideas to improve the system and their importance from patients' views.

Our study showed that actions to improve patients' experience are not necessarily difficult or costly. It may even be the contrary. Actions considered easy to

implement, by experts, were considered as priorities for large numbers of patients with chronic conditions and multimorbidity. In complement with our previous study, our approach thus allows for the identification of priority areas of improvement. Further steps will require finding actionable solutions. This may be achieved with the help of patients with methods such as co-design.^{16,33} Of course, improvement should target all priorities from patients and not only those considered easily ‘actionable’.

Our work stands as a new model to engage large numbers of patients in care improvement that can be replicated in other populations, contexts and countries. Methods presented in this paper can be easily scaled up to complement current systems to assess the quality of care. Repetition could then inform the dynamics of gaps in care management. As such, our study sets the foundation for methods supporting evidence-based health policy, whereby decisions from stakeholders to transform the system are guided by data on patients’ needs, collected during scientific and replicable processes, rather than the opinions, anecdotes and aspirations of a few people.³⁴

Future challenges will be to act on our results. A large cluster of priorities for improvement involved the need for clinicians to reconsider the patient-clinician relationship and to improve their human skills. Patients feel unheard and judged. Pain is still undiagnosed and underestimated by carers.³⁵ Changing the mindset of care professionals, at scale, would entail rethinking medical studies and education. Such transformation will require the development of new methods of knowledge transmission, development of reflective practice, and providing medical students with a supportive environment. However, results will not be immediate.³⁶ At the care structure and health system levels, kind and careful care for patients will not be achieved without re-designing care processes to slow down and give care professionals time to care for their patients. Implications are daunting because this would require modifying how care structures and professionals make money. We depict here a colossal work. To achieve it, one promising way could be to enlist patients in enacting change, in a Patient Revolution.³⁷

CONCLUSION

This study generated the first comprehensive map of patients’ priorities to improve consultations, care structures and the healthcare system in France. About 70% of patients would benefit from the implementing actions that professionals considered easy to implement.

Twitter Viet-Thi Tran @thitran3

Acknowledgements The authors thank Laura Smales (BioMedEditing, Toronto, Canada) for editing and Elise Diard for help in drafting figures.

Contributors Generated the idea: V-TT and PR; Conceived and designed the experiments: V-TT, ED and PR; Collected data: V-TT and ED; Analysed data: V-TT; Wrote the first draft of the manuscript: V-TT; Contributed to the writing of the manuscript: V-TT, ED and PR; Agree with manuscript results and conclusions: V-TT, ED and PR; V-TT is the guarantor, had

full access to the data in the study, and takes responsibility for the integrity of the data and the accuracy of the data analysis.

Funding The authors have not declared a specific grant for this research from any funding agency in the public, commercial or not-for-profit sectors.

Competing interests None declared.

Patient consent for publication Not required.

Ethics approval ComPaRe was approved by the Comité de Protection des Personnes Ile de France 1 (IRB: 0008367).

Provenance and peer review Not commissioned; externally peer reviewed.

Data availability statement Data are available upon reasonable request. All data are available under the rules of the ComPaRe e-cohort.

Open access This is an open access article distributed in accordance with the Creative Commons Attribution Non Commercial (CC BY-NC 4.0) license, which permits others to distribute, remix, adapt, build upon this work non-commercially, and license their derivative works on different terms, provided the original work is properly cited, appropriate credit is given, any changes made indicated, and the use is non-commercial. See: <http://creativecommons.org/licenses/by-nc/4.0/>.

ORCID iD

Viet-Thi Tran <http://orcid.org/0000-0003-1863-6739>

REFERENCES

- 1 Barnett K, Mercer SW, Norbury M, *et al*. Epidemiology of multimorbidity and implications for health care, research, and medical education: a cross-sectional study. *Lancet* 2012;380:37–43.
- 2 Buttorff C, Ruder T, Bauman M. *Multiple chronic conditions in the United States*. RAND corporation, 2017.
- 3 Nolte E, McKee M. *Caring for people with chronic conditions: an introduction*. Open University Press, 2008.
- 4 Dumbreck S, Flynn A, Nairn M, *et al*. Drug-disease and drug-drug interactions: systematic examination of recommendations in 12 UK national clinical guidelines. *BMJ* 2015;350:h949.
- 5 Boyd CM, Darer J, Boulton C, *et al*. Clinical practice guidelines and quality of care for older patients with multiple comorbid diseases: implications for pay for performance. *JAMA* 2005;294:716–24.
- 6 Guthrie B, Payne K, Alderson P, *et al*. Adapting clinical guidelines to take account of multimorbidity. *BMJ* 2012;345:e6341.
- 7 Dobler CC, Harb N, Maguire CA, *et al*. Treatment burden should be included in clinical practice guidelines. *BMJ* 2018;363:k4065.
- 8 Tinetti ME, Fried T. The end of the disease era. *Am J Med* 2004;116:179–85.
- 9 Tinetti ME, Fried TR, Boyd CM. Designing health care for the most common chronic condition--multimorbidity. *JAMA* 2012;307:2493–4.
- 10 Tran V-T, Barnes C, Montori VM, *et al*. Taxonomy of the burden of treatment: a multi-country web-based qualitative study of patients with chronic conditions. *BMC Med* 2015;13:115.
- 11 Tran V-T, Montori VM, Ravaud P. Is my patient Overwhelmed?: determining thresholds for acceptable burden of treatment using data from the compare e-Cohort. *Mayo Clin Proc* 2020;95:504–512.
- 12 Braithwaite J. Changing how we think about healthcare improvement. *BMJ* 2018;361:k2014.

- 13 Smith SM, Wallace E, O'Dowd T, *et al.* Interventions for improving outcomes in patients with multimorbidity in primary care and community settings. *Cochrane Database Syst Rev* 2016;3:Cd006560.
- 14 Baker JM, Grant RW, Gopalan A. A systematic review of care management interventions targeting multimorbidity and high care utilization. *BMC Health Serv Res* 2018;18:65.
- 15 Heigl F, Kieslinger B, Paul KT, *et al.* Opinion: toward an international definition of citizen science. *Proc Natl Acad Sci U S A* 2019;116:8089–92.
- 16 Tran V-T, Riveros C, Péan C, *et al.* Patients' perspective on how to improve the care of people with chronic conditions in France: a citizen science study within the compare e-cohort. *BMJ Qual Saf* 2019;28:875–86.
- 17 ComPaRe. Community of patients for research, 2018. Available: <http://www.compare.aphp.fr>
- 18 Tran V-T, Ravaud P. Collaborative open platform E-cohorts for research acceleration in trials and epidemiology. *J Clin Epidemiol* 2020;124:139–48.
- 19 Kesse-Guyot E, Andreeva V, Castetbon K, *et al.* Participant profiles according to recruitment source in a large web-based prospective study: experience from the Nutrinet-Santé study. *J Med Internet Res* 2013;15:e205.
- 20 Fabbris L. *Survey data collection and integration: measurement scales for scoring or ranking sets of interrelated items*. Berlin, Heidelberg: Springer, 2012.
- 21 Allison PD, Christakis NA. Logit models for sets of Ranked items. *Sociol Methodol* 1994;24:199–228.
- 22 Institut National de la Statistique et des études économiques. *La macro SAS CALMAR*, 2018.
- 23 Direction de la recherche dé, de l'évaluation et des statistiques. *L'état de santé de la population en France - RAPPORT 2017*. Paris: Ministère des Solidarités et de la Santé - République Française, 2017.
- 24 Davy C, Bleasel J, Liu H, *et al.* Effectiveness of chronic care models: opportunities for improving healthcare practice and health outcomes: a systematic review. *BMC Health Serv Res* 2015;15:194.
- 25 Roberge P, Hudon C, Pavilanis A, *et al.* A qualitative study of perceived needs and factors associated with the quality of care for common mental disorders in patients with chronic diseases: the perspective of primary care clinicians and patients. *BMC Fam Pract* 2016;17:134.
- 26 Boyd J. The 2006 inpatients importance study, 2006. Available: http://www.nhssurveys.org/Filestore/documents/Findings_and_development_of_the_2006_Inpatients_Importance_study_final.pdf [Accessed 12 Jun 2020].
- 27 Bruster S, Jarman B, Bosanquet N, *et al.* National survey of hospital patients. *BMJ* 1994;309:1542–6.
- 28 Ham C. Priority setting in health care: learning from international experience. *Health Policy* 1997;42:49–66.
- 29 Hopman P, de Bruin SR, Forjaz MJ, *et al.* Effectiveness of comprehensive care programs for patients with multiple chronic conditions or frailty: a systematic literature review. *Health Policy* 2016;120:818–32.
- 30 Coulter A, Locock L, Ziebland S, *et al.* Collecting data on patient experience is not enough: they must be used to improve care. *BMJ* 2014;348:g2225.
- 31 Aspinall W. A route to more tractable expert advice. *Nature* 2010;463:294–5.
- 32 Morgan MG. Use (and abuse) of expert elicitation in support of decision making for public policy. *Proc Natl Acad Sci U S A* 2014;111:7176–84.
- 33 Knowles S, Hays R, Senra H, *et al.* Empowering people to help speak up about safety in primary care: using codesign to involve patients and professionals in developing new interventions for patients with multimorbidity. *Health Expect* 2018;21:539–48.
- 34 Baicker K, Chandra A. Evidence-Based health policy. *N Engl J Med* 2017;377:2413–5.
- 35 Pizzo PA, Clark NM. Alleviating suffering 101—pain relief in the United States. *N Engl J Med* 2012;366:197–9.
- 36 Stammen LA, Stalmeijer RE, Paternotte E, *et al.* Training physicians to provide high-value, Cost-Conscious care: a systematic review. *JAMA* 2015;314:2384–400.
- 37 Richards T, Montori VM, Godlee F, *et al.* Let the patient revolution begin. *BMJ* 2013;346:f2614.