



**HAL**  
open science

# Optimal acquisition design for sparse reconstruction using dictionary learning in diffusion Magnetic Resonance Imaging

Raphaël Truffet, Emmanuel Caruyer

► **To cite this version:**

Raphaël Truffet, Emmanuel Caruyer. Optimal acquisition design for sparse reconstruction using dictionary learning in diffusion Magnetic Resonance Imaging. AI days 2018, Apr 2018, Rennes, France. pp.1. inserm-01939066v1

**HAL Id: inserm-01939066**

**<https://inserm.hal.science/inserm-01939066v1>**

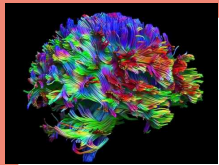
Submitted on 29 Nov 2018 (v1), last revised 30 Jan 2019 (v2)

**HAL** is a multi-disciplinary open access archive for the deposit and dissemination of scientific research documents, whether they are published or not. The documents may come from teaching and research institutions in France or abroad, or from public or private research centers.

L'archive ouverte pluridisciplinaire **HAL**, est destinée au dépôt et à la diffusion de documents scientifiques de niveau recherche, publiés ou non, émanant des établissements d'enseignement et de recherche français ou étrangers, des laboratoires publics ou privés.

# Optimal acquisition design for sparse reconstruction using dictionary learning in diffusion Magnetic Resonance Imaging

Raphaël Truffet supervised by Emmanuel Caruyer

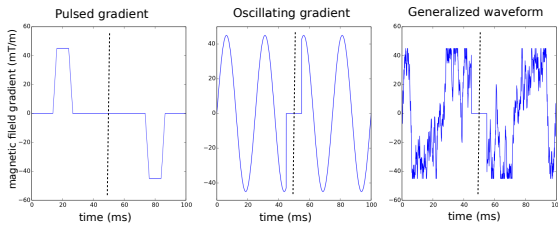


## I Introduction

• Magnetic Resonance Imaging (MRI) is a non-invasive technique for the observation of the tissue in vivo.

- Diffusion MRI measures the movement of water molecules and gives information about white matter microstructure.
- The acquisition sequences rely on magnetic field gradients.
- While pulsed gradient waveforms are the most used because of their simplicity, it has been shown that oscillating arbitrary waveforms provide better estimation of microstructure parameters<sup>(1)</sup>.
- Since every function of the time  $t$  that respect a few constraints provide a possible gradient waveform, the sampling remains largely unexploited.

• Here are several possible gradient waveforms:



## IV Signal undersampling

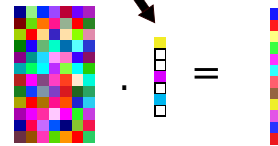


- We select some lines of dictionary (which correspond to gradients) in several ways:
  - randomly
  - uncorrelated lines (minimizing the norm of the restricted correlation matrix)

- We can restrict the dictionary to the selected gradients.

- We use only the measures associated to the selected gradients.

- We can construct a sparse signal using only a few measurements (with compressed sensing techniques, in particular,  $\ell_1$ -minimization)



- We can reconstruct a full signal using only a few measurements

## II Data generation

- Membrane permeability
- Orientation dispersion
- Radii distribution
- Axon density

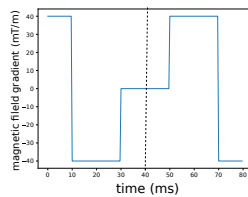
• Many signals are simulated for several gradient waveforms and several microstructure parameters using CAMINO<sup>(2)</sup>.

• 180 different microstructure are generated with parallel fibers and different densities, radii distributions. These microstructure are rotated to represent several orientations.

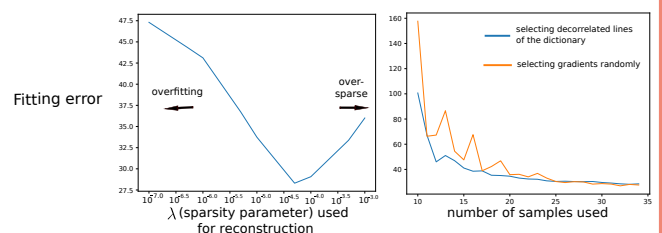
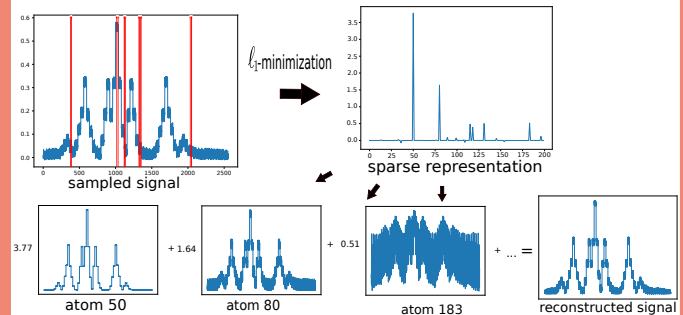
• 2600 gradients are used in the simulations. Their direction is constant and they are piecewise constant with 4 steps of time.



• The gradients are spread over 40 directions that cover the unit sphere.

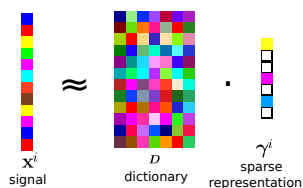


## V Results



## III Dictionary learning

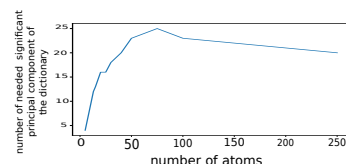
• We want to find a sparse representation for the signal.



• Dictionary learning is made over the families of signals previously generated.

• The learning is made by updating alternatively the dictionary  $D$  and the sparse signals  $\gamma^i$  to minimize:

$$\sum_{i=0}^n \frac{1}{2} \underbrace{\|x^i - D\gamma^i\|_2^2}_{\text{fidelity}} + \lambda \underbrace{\|\gamma^i\|_1}_{\text{sparsity}}$$



## VI Concluding remarks and further work

- Encouraging results that show an efficient reconstruction
- Our gradient selection heuristic performs better than randomness (often used in compressed sensing)
- We can still improve :
  - The gradients given in input
  - The learning and reconstruction parameters
  - The criterion to optimize for the subsampling (for example, the incoherence of the columns)

(1) Ivana Drobňak, Bernard Siow, and Daniel C. Alexander. "Optimizing gradient waveforms for microstructure sensitivity in diffusion-weighted MR". In: Journal of Magnetic Resonance 206.1 (2010), pp. 41-51.  
 (2) P. A. Cook, Y. Bai, S. Nedjati-Gilani, K. K. Seunarine, M. G. Hall, G. J. Parker, D. C. Alexander. "Camino: Open-Source Diffusion-MRI Reconstruction and Processing", 14th Scientific Meeting of the International Society for Magnetic Resonance in Medicine, Seattle, WA, USA, (2006) p. 2759.