

Tables and figures

Table I Reliability - Internal consistency: Scores obtained in the FPFQ by sample N° 1 women in the test-retest; intraclass correlation coefficient (ICC) and its confidence interval 95% (95% CI ICC); Cronbach alpha coefficient calculated on the data collected during the first assessment.

FPFQ	N	Mean Test	Mean reTest	Mean difference	ICC	95% CI ICC	α -Cronbach
Total Score /40*	51	6.2±5.2	5.6±5.2	0.6±3.7	0.7	[0.6 – 0.8]	0.9
Bladder Score/10	51	1.7±1.7	1.4±1.5	0.2±1.2	0.7	[0.6 – 0.8]	0.9
Bowel Score /10	51	1.4±1.2	1.2±1.0	0.2±0.7	0.8	[0.7 – 0.9]	0.8
POP Score /10	51	0.8±2.2	0.9±2.0	-0.0±1.6	0.7	[0.5 – 0.8]	0.9
Sex Score /10**	34	2.6±1.7	2.6±2.1	-0.2±1.4	0.7	[0.6 – 0.9]	0.8

Table II Internal consistency: Scores obtained in the FPFQ by patients in the 3PN clinical trial and Cronbach alpha coefficients calculated at baseline (n = 272*).

	N	Mean	α -Cronbach
Total Score /40	254	5.8±3.5	0.8
Bladder Score /10	267	1.6±1.3	0.8
Bowel Score /10	267	1.5±1.2	0.7
POP Score /10	267	0.4±1.1	0.7
Sex Score /10**	232	2.8±2.0	0.8

Table III Construct Validity: Correlations between FPFQ scores on inclusion from patients enrolled in the 3PN study at Nîmes CHU (n = 71); Spearman correlation coefficient.

	FPFQ	p
Bladder Score		
ICIQ-UISF	0.6	<0.0001
Contilife	-0.6	<0.0001
UDI-6	0.7	<0.0001
UIQ-7	0.6	<0.0001
Bowel Score		
CRADI-8	0.8	<0.0001
CRAIQ-7	0.4	<0.001
Pelvic Organ Prolapse (POP) Score		
POPDI-6	0.4	<0.01
POPIQ-7	0.1	0.3916
Total Score (sex score excluded)		
PFDI-20	0.8	<.0001
PFIQ-7	0.6	<.0001

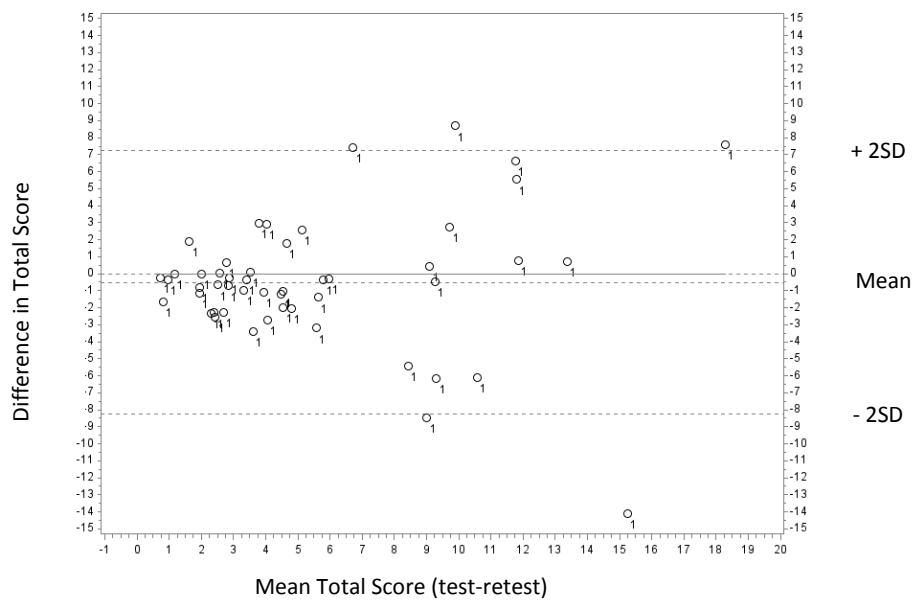
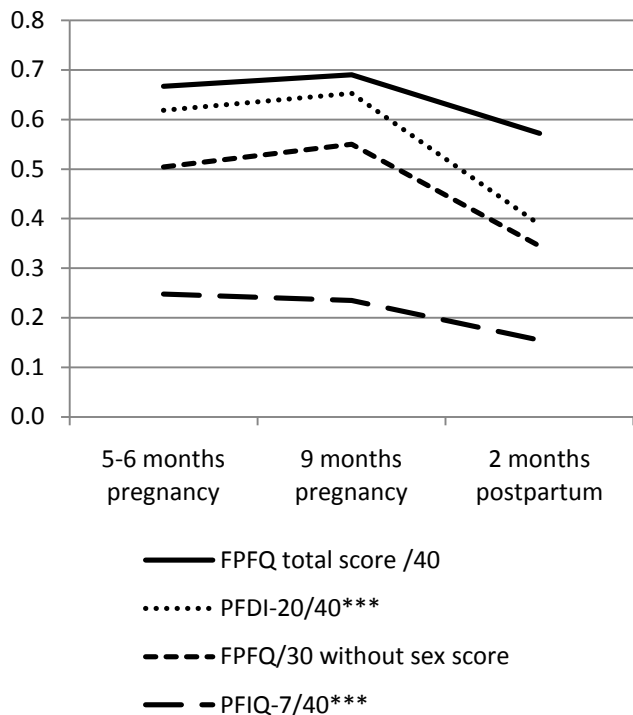
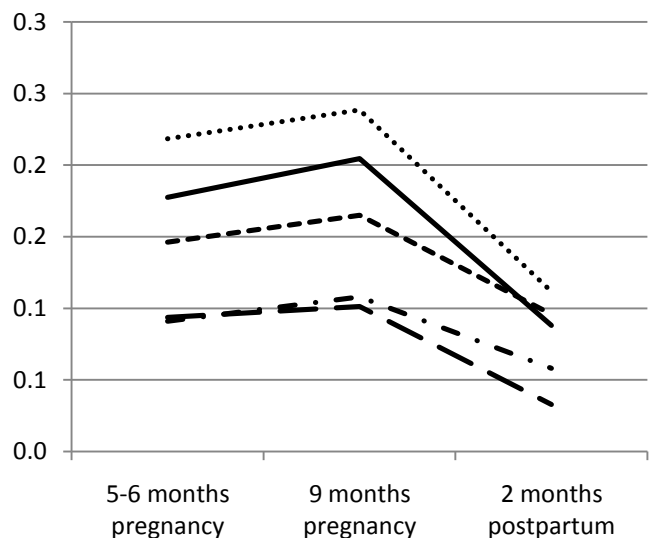


Figure 1: Representation of the difference in total score of the test-retest based on mean score, as calculated by the Bland-Altman method. Sample No. 1 (n = 51)

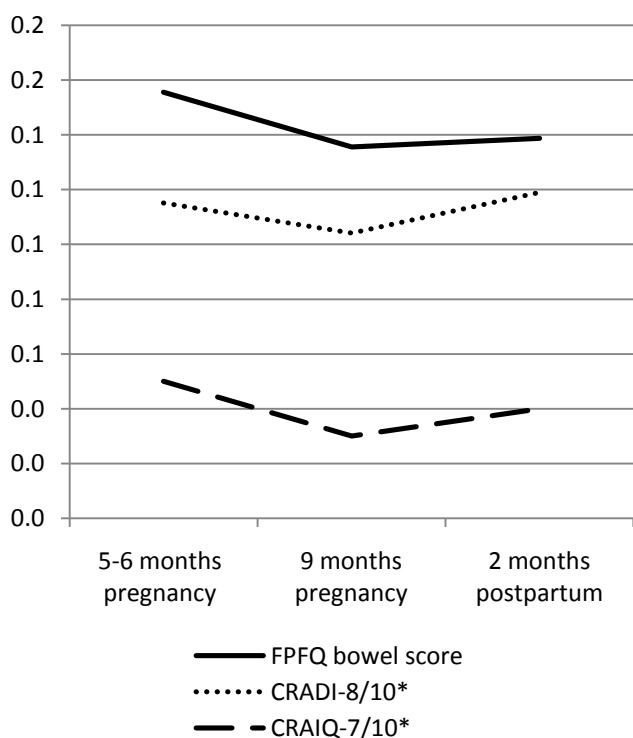
Total Score



Bladder Score



Bowel Score



Pelvic Organ Prolapse (POP) Score

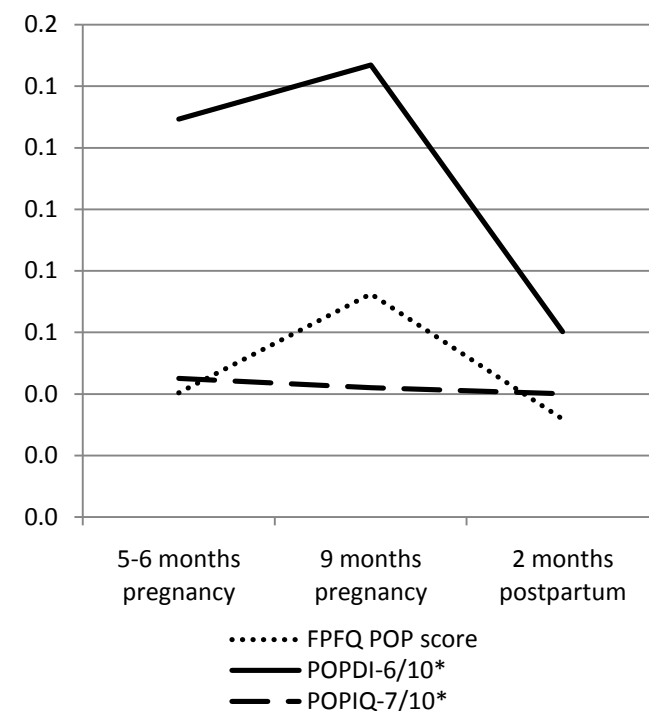


Figure 2: Evolution of scores and sub-scores obtained in the FPFQ, the ICIQ-UI-SF, Contilife, the PFDI-20 and PFIQ-7 during longitudinal monitoring of 3PN patients recruited at Nîmes CHU (n=71).