Figure 2

A.

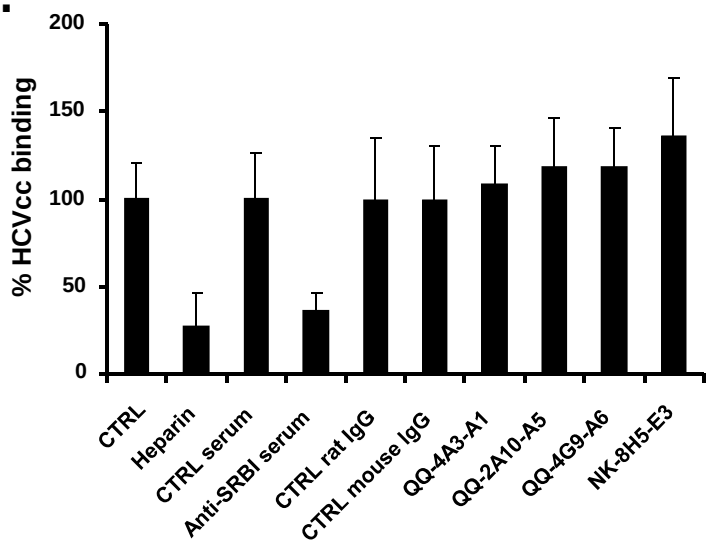
% HCVcc binding
200
150
100
50
0
CTRL
Heparin
CTRL serum
Anti-SRBI serum
CTRL rat IgG
CTRL mouse IgG
QQ-4A3-A1
QQ-2A10-A5
QQ-4G9-A6
NK-8H5-E3

B.

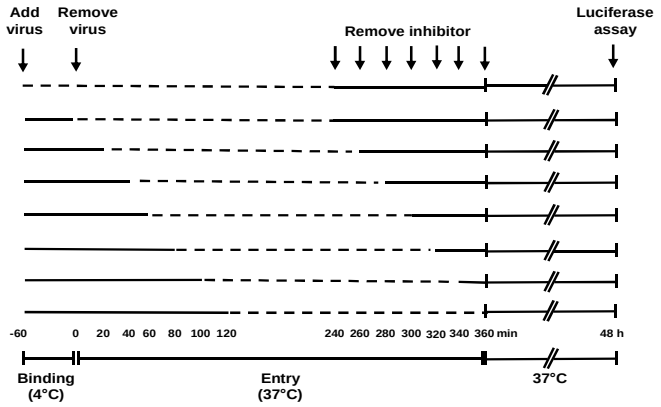
Add virus
Remove virus
Remove inhibitor
Luciferase assay
-60 0 20 40 60 80 100 120 240 260 280 300 320 340 360 min 48 h
Binding (4°C)
Entry (37°C)
37°C

C.

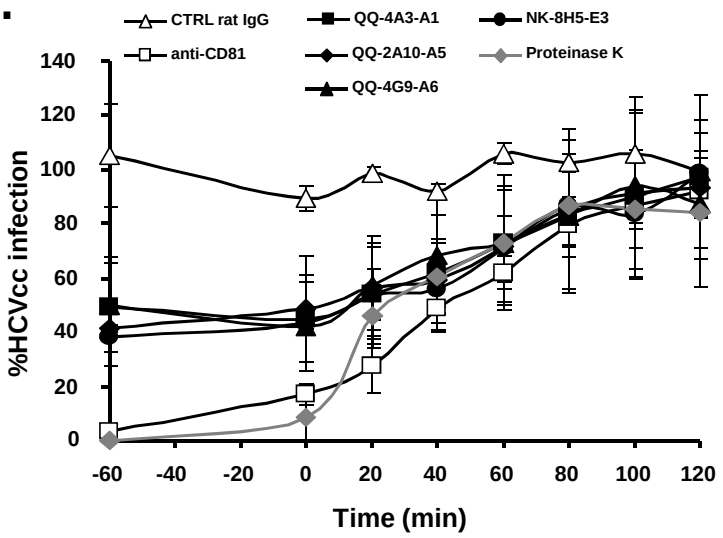
CTRL rat IgG
QQ-4A3-A1
NK-8H5-E3
anti-CD81
QQ-2A10-A5
Proteinase K
QQ-4G9-A6
%HCVcc infection
140
120
100
80
60
40
20
0
-60 -40 -20 0 20 40 60 80 100 120
Time (min)