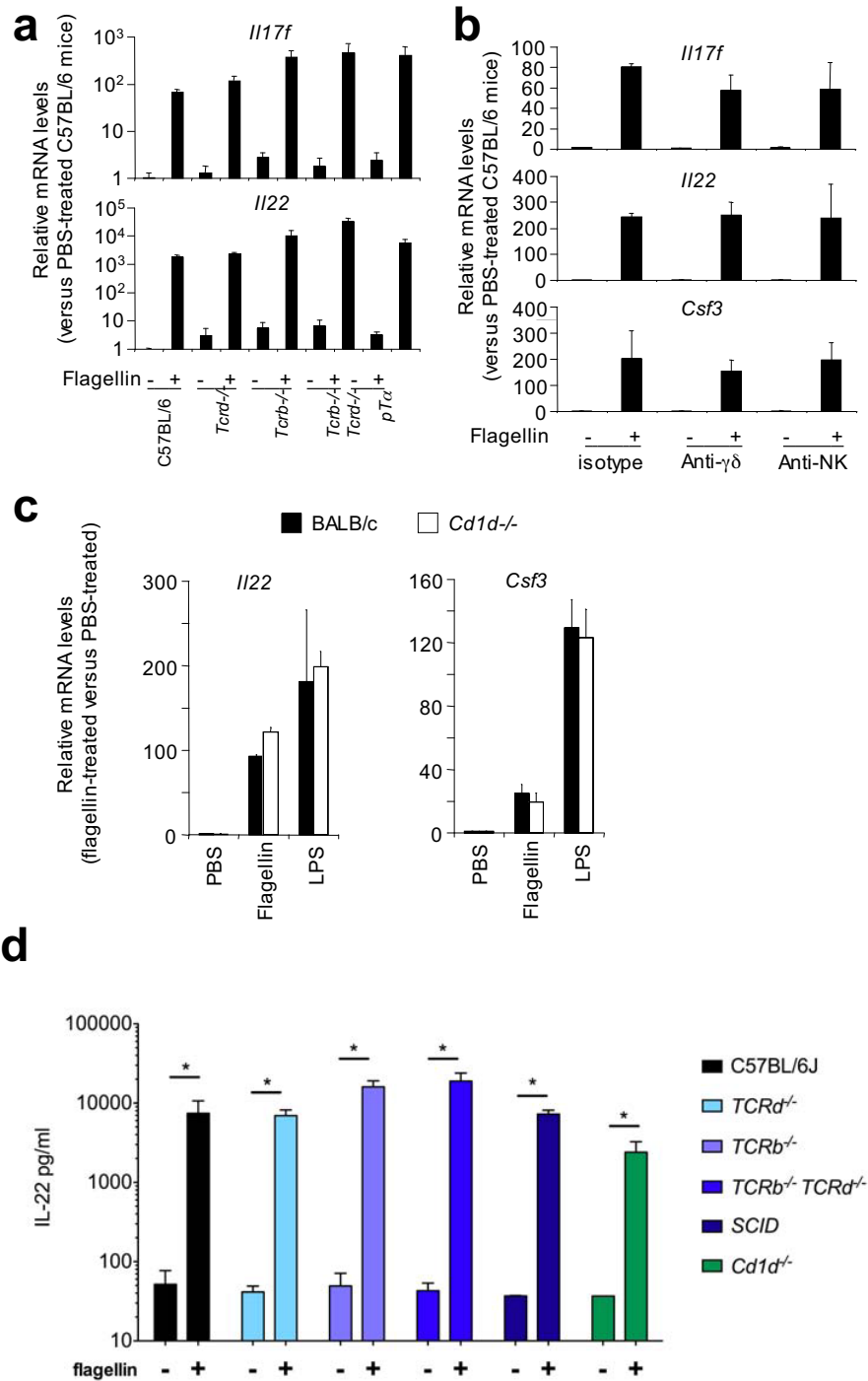
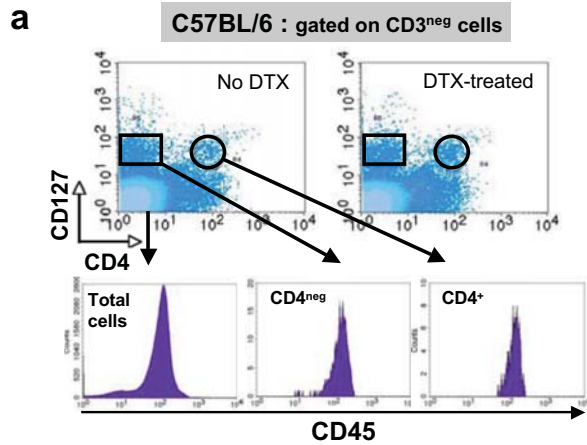


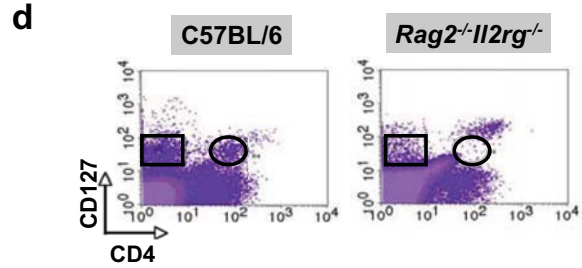
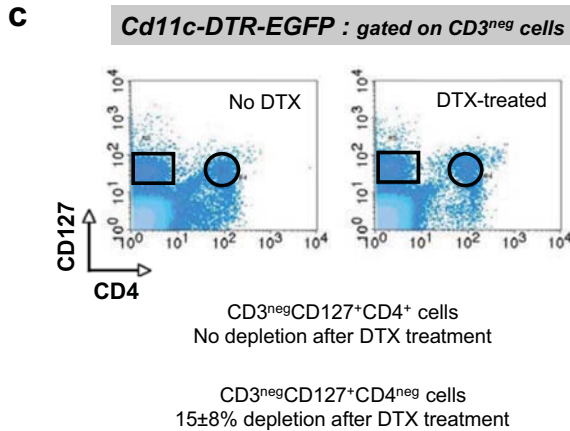
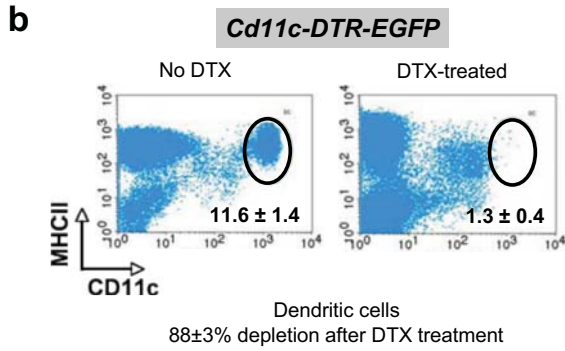
**Figure S1: TLR signaling promotes Th17-related innate responses in liver and serum.** C57BL/6 mice (n=3-4 per group) were treated i.p. with PBS only, flagellin (5 $\mu$ g), LPS (1 $\mu$ g) or CpG (5 $\mu$ g) in PBS. Livers and serum were sampled at 2h for relative quantification of mRNA levels and ELISA analysis respectively. (a) Relative gene expression. mRNA levels are expressed relative to the PBS-only group. (b) Cytokine levels in serum.



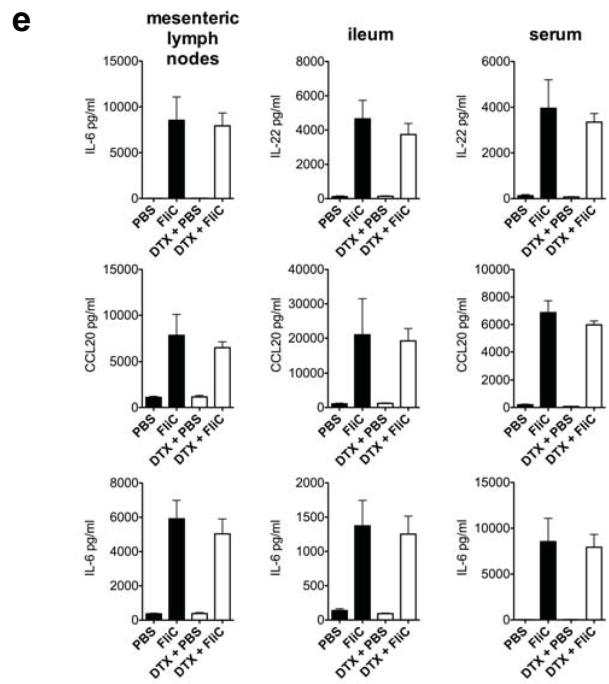
**Figure S2: NK, NKT cells and TCR $\alpha\beta$ - and TCR $\gamma\delta$ -expressing lymphocytes are not required for IL-17 and IL-22 cytokine production following TLR5 stimulation.** Mice (n=3-4 per group) were treated i.p. with PBS only or flagellin (5 $\mu$ g) in PBS. Tissues were assayed 2h after injection for the relative quantification of mRNA levels and ELISA. (a, c) Spleen response in C57BL/6, *Tcrb*<sup>-/-</sup>, *Tcrd*<sup>-/-</sup>, *Tcrb*<sup>-/-</sup>*Tcrd*<sup>-/-</sup>, and transgenic *pre-TCR $\alpha$*  animals that have increased number of  $\gamma\delta$  lymphocytes (a) and in BALB/c and *Cd1d*<sup>-/-</sup> mice (c). (b) Response in mesenteric lymph nodes of mice depleted for gd T or NK cells by mAb treatment. mRNA levels are expressed relative to the PBS-only group. (d) Cytokine levels in serum. Significant differences between PBS- and flagellin-treated animals are indicated.



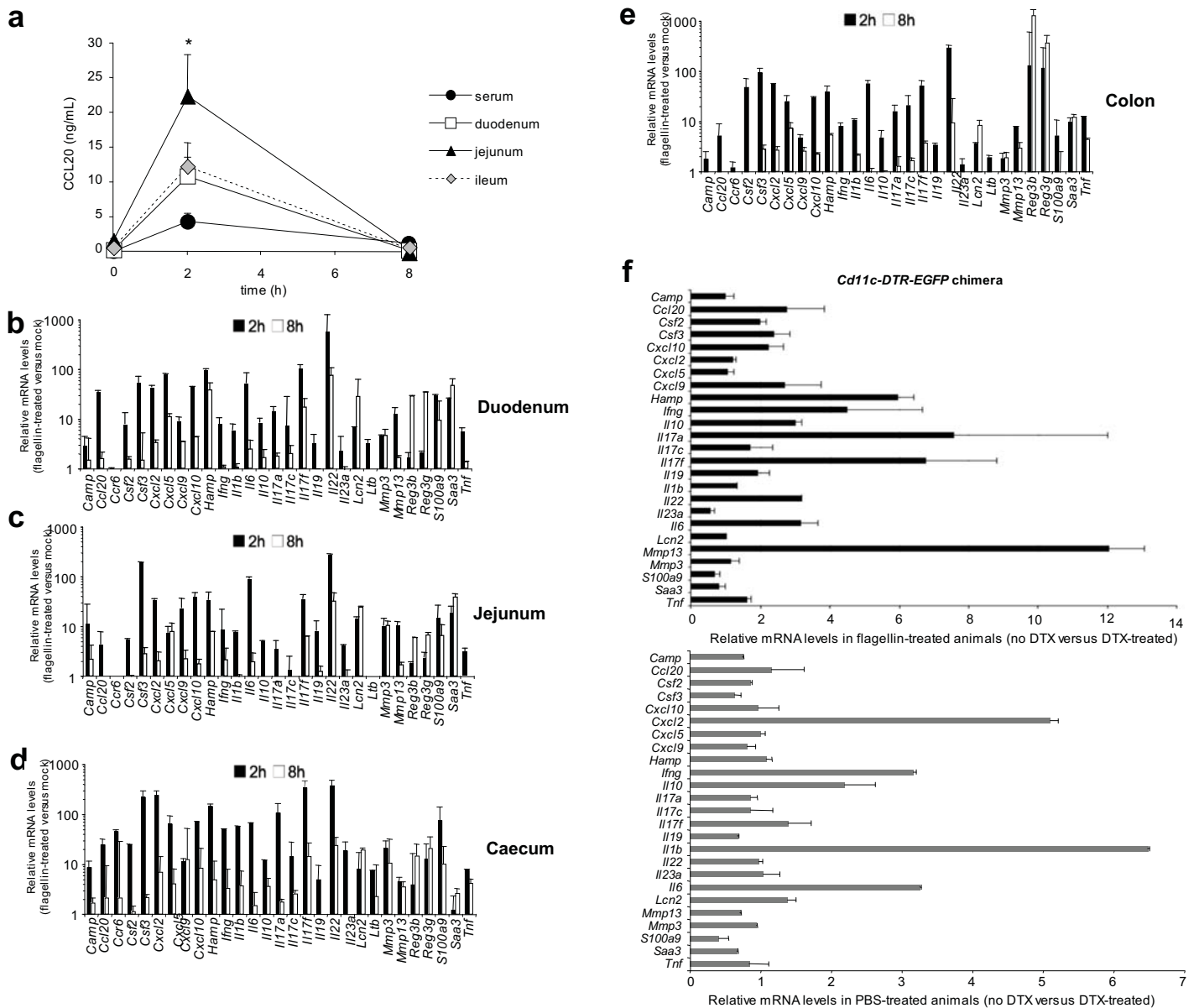
CD3<sup>neg</sup>CD127<sup>+</sup>CD4<sup>+</sup> cells: no depletion after DTX  
 CD3<sup>neg</sup>CD127<sup>+</sup>CD4<sup>neg</sup> cells: 1 ± 3% depletion after DTX



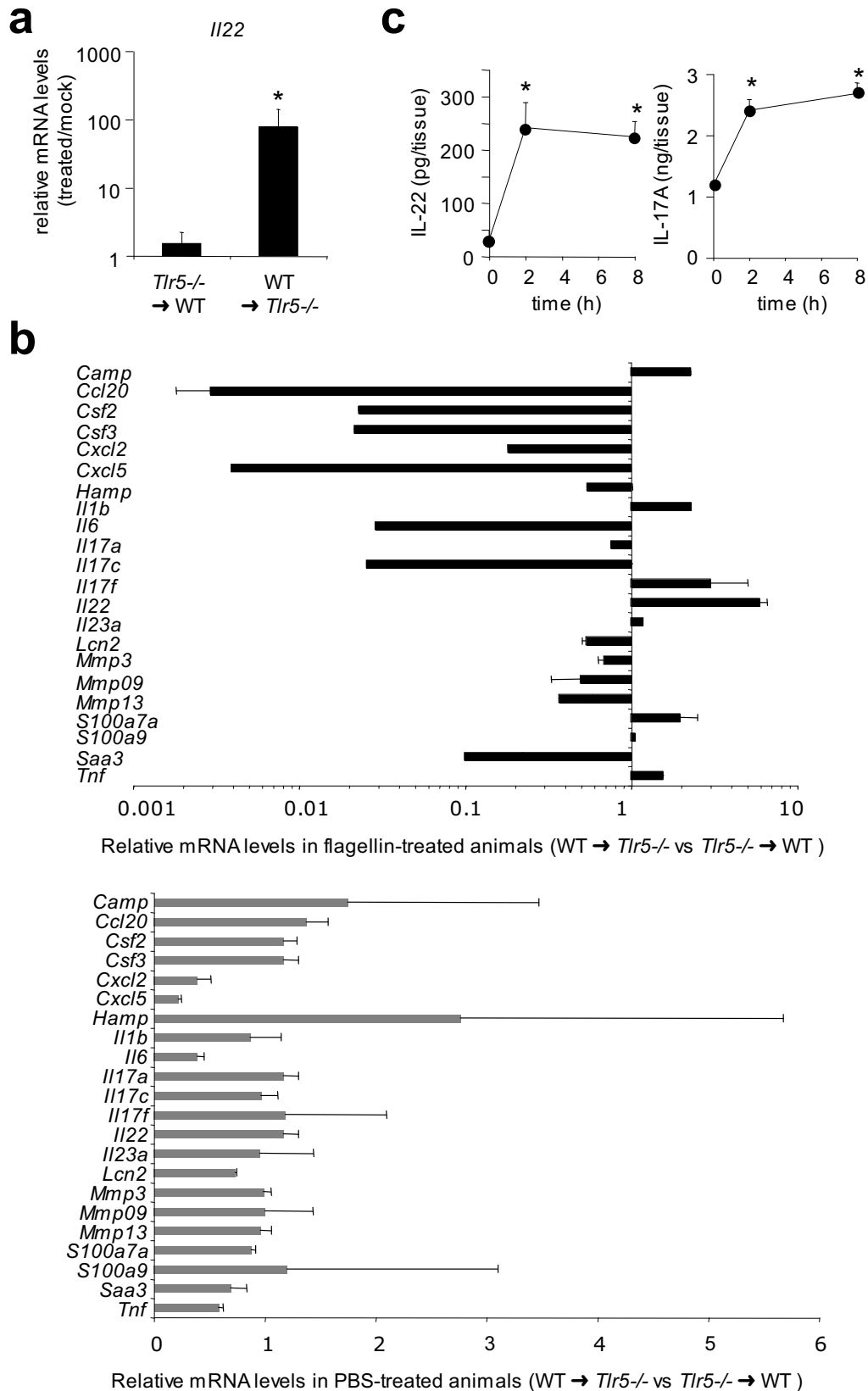
Cell number per spleen	C57BL/6	Rag2 <sup>-/-</sup> Il2rg <sup>-/-</sup>
CD3 <sup>neg</sup> CD127 <sup>+</sup> CD4 <sup>+</sup> cells	~ 50 000	~2 500
CD3 <sup>neg</sup> CD127 <sup>+</sup> CD4 <sup>neg</sup> cells	~125 000	~15 000



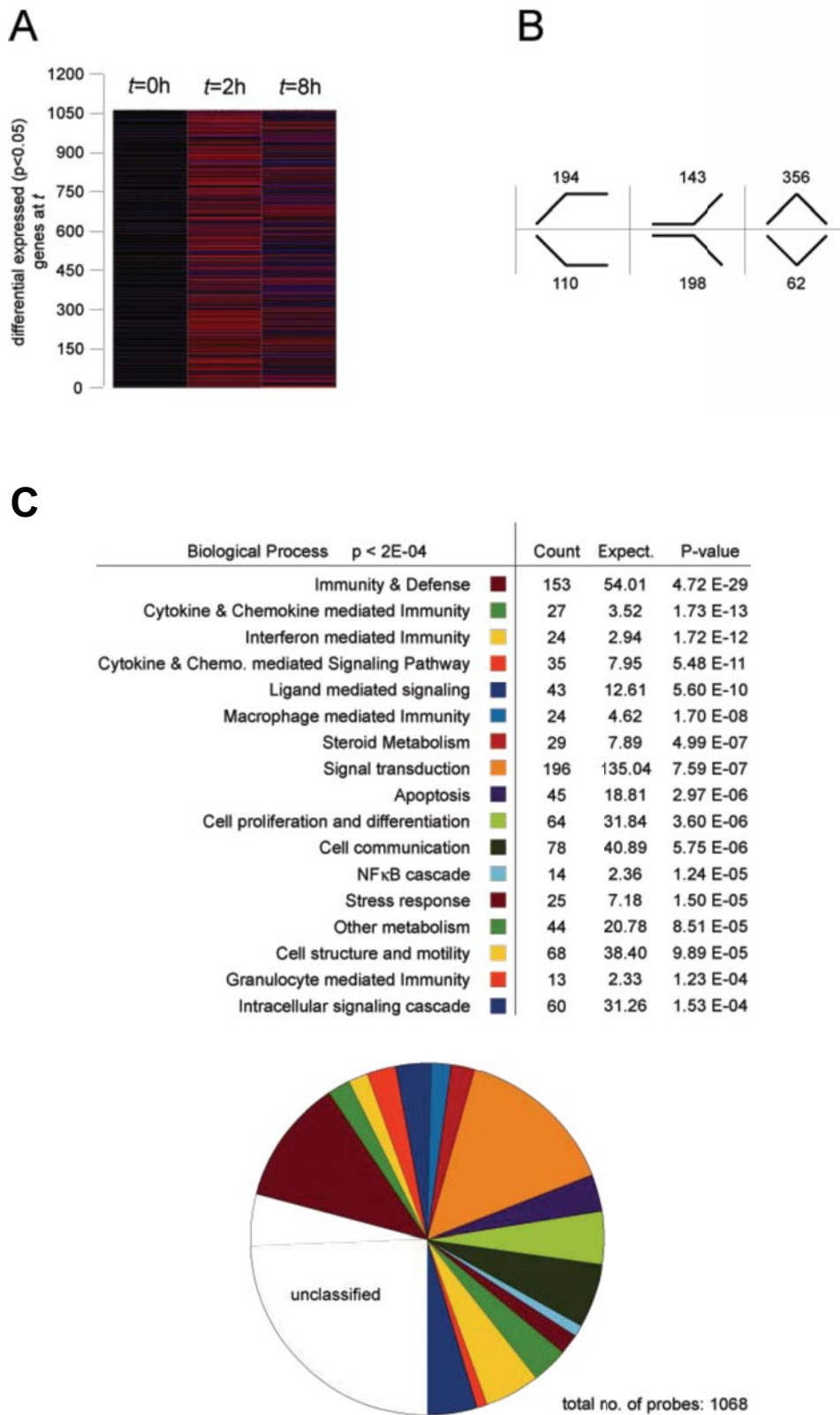
**Figure S3: Diphtheria toxin (DTX) treatment does not alter CD3<sup>neg</sup>CD127<sup>+</sup> splenic cells and flagellin-mediated innate response.** Spleens and tissues from C57BL/6 (a, d and e), Cd11c-DTR-EGFP (b and c) and Rag2<sup>-/-</sup>Il2rg<sup>-/-</sup> mice (d) mice (n=3-4) were sampled after the indicated treatment. (a, b, c and e). Mice were treated i.p. with DTX (100 ng) or PBS. In a-c, spleen cells were isolated at 24h and analyzed by flow cytometry. In e, mice were treated 24h after DTX with flagellin or PBS. Two hours later, serum was sampled and a segment of distal ileum (5cm) and the mesenteric lymph nodes (MLN) were lysed in 1mL to extract proteins before proceeding to cytokine analysis by ELISA. (d) Spleen cells from C57BL/6 and Rag2<sup>-/-</sup>Il2rg<sup>-/-</sup> mice were analyzed by flow cytometry.



**Figure S4: TLR5-mediated Th17-related responses throughout the intestine segments.** Mice (n=3-4 per group) were treated i.p. with PBS only or flagellin (5 $\mu$ g) in PBS and intestinal tissue segments (5 cm for proximal duodenum, jejunum, distal ileum, 3 cm for proximal colon and the whole caecum) were sampled at the indicated time points for relative quantification of (i) cytokines in an ELISA and (ii) mRNA levels using qRT-PCR. (a) CCL20 production in the various segments of the intestinal tract of C57BL/6 animals. Tissue segments were homogenized within 1 mL of lysis buffer. The results shown come from one of 2 representative experiments. (b-e) Time course analysis of the transcriptional response in C57BL/6 gut segments: duodenum (b), jejunum (c), caecum (d), and proximal colon (e). mRNA levels are expressed as relative levels compared to PBS-only group. (f) Contribution of DC in Th17-related innate response in ileum. mRNA levels in *Cd11c-DTR-EGFP*→C57BL/6 mice at 2h after flagellin or PBS treatment are expressed as relative levels in no-DTX compared to DTX-treated animals. \*,  $P < 0.05$ .



**Figure S5: TLR5-mediated response in lung.** C57BL/6 mice (n=3-4 per group) were treated i.p. with PBS alone or flagellin (5 $\mu$ g) in PBS and pulmonary tissues were sampled at 2h (a, b) or at indicated times (c). (a, b) Transcriptional response induced by TLR5 signaling in hematopoietic and stromal compartments. mRNA levels at 2h after flagellin treatment are quantified by qRT-PCR and expressed as relative levels in WT→*Tlr5*<sup>-/-</sup> compared to *Tlr5*<sup>-/-</sup>→WT bone marrow chimera. (c) Cytokine detection by ELISA in the lung of C57BL/6 (WT) animals. \*,  $P < 0.05$ .



**Figure S6: Transcriptome analysis of differential gene expression in flagellin-treated gut.** Microarray data of distal ileal segments from control mice or mice treated i.p. with flagellin (5µg) for 2h and 8h. (a) Heatmaps are shown to illustrate the total number and the relative expression change of regulated genes ( $p < 0.05$ ). (b, c) Time series analysis of samples. (b) Patterns of regulation as represented by the six different schematic drawings. The total number of genes statistically significantly matching to each pattern is indicated. (c) Ontological meta-analysis according to biological processes ( $p < 2E-4$ ).

**Table S1: List of real time RT-qPCR primers**

<b>Target gene</b>	<b>Forward Sequence</b>	<b>Reverse Sequence</b>
<i>Actb</i>	CGTCATCCATGGCGAACTG	GCTTCTTTGCAGCTCCTTCGT
<i>Ccl20</i>	TTTTGGGATGGAATTGGACAC	TGCAGGTGAAGCCTTCAACC
<i>Ccr6</i>	CTGGCTTGTCAGATCCCTCAC	CCCACCTTTGCCCGTGTTG
<i>Csf3</i>	CCTGGAGCAAGTGAGGAAGA	CAGCTTGTAGGTGGCACACA
<i>Cxcl1</i>	CTTGTTTCAGAAAATTGTCCAAAA	CAGGTGCCATCAGAGCAGTCT
<i>Cxcl10</i>	TTGAGATCATTGCCACGATGA	TGGTCTTAGATTCCGGATTGAGA
<i>Cxcl2</i>	CCCTCAACGGAAGAACCAAAA	CACATCAGGTACGATCCAGGC
<i>Cxcl5</i>	TGGATCCAGAAGCTCCTGTGA	ATTCCGCTTAGCTTTCTTTTTGTC
<i>Hamp</i>	GATGGCACTCAGCACTCG	CTGCAGCTCTGTAGTCTGTCTCA
<i>Il17a</i>	CTCCAGAAGGCCCTCAGACTAC	GGGTCTTCATTGCGGTGG
<i>Il17f</i>	CCCATGGGATTACAACATCACTC	CACTGGGCCTCAGCGATC
<i>Il21</i>	TCAGCTCCACAAGATGTAAAGG	GCCTTCTGAAAACAGGCAAA
<i>Il22</i>	TTTCCTGACCAAACTCAGCA	TCTGGATGTTCTGGTCGTCA
<i>Il6</i>	GTTCTCTGGGAAATCGTGGAAA	AAGTGCATCATCGTTGTTTCATACA
<i>Lcn2</i>	CCATCTATGAGCTACAAGAGAACAAT	TCTGATCCAGTAGCGACAGC
<i>Ncr1</i>	ACACTACTCATCACAGGAGGTGTT	GTTGAAAGGTCAAACCTCCAAT
<i>Tgfb1</i>	GCTGAACCAAGGAGACGGAAT	GAGTTTGTTATCTTTGCTGTCACAAGA
<i>Tnf</i>	CATCTTCTCAAAATTCGAGTGACAA	CCTCCACTTGGTGTTTGCT

**Table S2: Transcriptome analysis of differential gene expression in flagellin-treated gut.**

Changes in gene expression between control and flagellin-treated animals for 2h.

PROBE	LOG_Q	VAR	P	Entrez Gene ID	Gene_Symbol	Gene_Name
314329	6.1953	1.4277	0,0000	20310	Cxcl2	chemokine (C-X-C motif) ligand 2
572686	5.7478	1.6922	0,0000	18787	Serpine1	serine (or cysteine) peptidase inhibitor, clade E, member 1
303659	5.6331	0.6062	0,0000	84506	Hamp1	hepcidin antimicrobial peptide 1
759375	5.2449	0.3972	0,0000	14825	Cxcl1	chemokine (C-X-C motif) ligand 1
930152	5.2178	0.4754	0,0000	15945	Cxcl10	chemokine (C-X-C motif) ligand 10
381622	5.1723	0.7483	0,0000	240913	Adamts4	a disintegrin-like and metallopeptidase (reprolysin type) with thrombospondin type 1 motif, 4
597474	5.0729	0.6828	0,0000	50929	Il22	interleukin 22
395074	5.0416	0.9116	0,0000	20311	Cxcl5	chemokine (C-X-C motif) ligand 5
790112	4.9354	1.093	0,0000	20201	S100a8	S100 calcium binding protein A8 (calgranulin A)
907844	4.9111	0.66	0,0000	20296	Ccl2	chemokine (C-C motif) ligand 2
332950	4.8904	1.2398	0,0000	19288	Ptx3	pentraxin related gene
383881	4.7839	0.8294	0,0000	116849 50	Il1rb Il22	interleukin 10-related T cell-derived inducible factor beta interleukin 22
811311	4.5997	0.7606	0,0000	20202	S100a9	S100 calcium binding protein A9 (calgranulin B)
381078	4.4149	13.803	0.0327	21926	Tnf	tumor necrosis factor
921243	4.3743	0.4766	0,0000	56066	Cxcl11	chemokine (C-X-C motif) ligand 11
924312	4.2333	1.1809	0.0001	16193	Il6	interleukin 6
865743	4.1132	1.9585	0,0000	66107	1100001G20Rik	RIKEN cDNA 1100001G20 gene
330925	4.0169	1.1245	0,0000	631610 74	LOC631610 Stx11	syntaxin 11
880919	3.9385	1.5124	0.0005	20763	Sprr2i	small proline-rich protein 2I
332108	3.9113	0.8738	0,0000	12642	Ch25h	cholesterol 25-hydroxylase
447283	3.8924	4.2402	0.0014	12985	Csf3	colony stimulating factor 3 (granulocyte)
692966	3.8922	0.631	0,0000	20210	Saa3	serum amyloid A 3
727913	3.889	0.4819	0,0000	57814	Kcne4	potassium voltage-gated channel, Isk-related subfamily, gene 4
888362	3.8781	0.3918	0,0000	18124	Nr4a3	nuclear receptor subfamily 4, group A, member 3
732279	3.8022	0.7033	0,0000	20210	Saa3	serum amyloid A 3
634818	3.7359	0.6942	0,0000	75750	Slc10a6	solute carrier family 10 (sodium/bile acid cotransporter family), member 6
925274	3.6977	1.2322	0,0000	19824	Trim10	tripartite motif protein 10
726901	3.6633	1.0103	0,0000	16819	Lcn2	lipocalin 2
743607	3.6315	0.4561	0,0000	12702	Socs3	suppressor of cytokine signaling 3
416412	3.6277	1.2418	0,0000	16365	Irg1	immunoresponsive gene 1
837391	3.5013	0.3059	0,0000	17386	Mmp13	matrix metallopeptidase 13



352446	3.4545	0.6184	0.0000	null	null	null
353425	3.4434	0.472	0.0000	16324	Inhbb	inhibin beta-B
324163	3.4075	0.8368	0.0000	66550	2010109N18Rik	RIKEN cDNA 2010109N18 gene
482989	3.3825	0.2299	0.0000	12609	Cebpd	CCAAT/enhancer binding protein (C/EBP), delta
300235	3.3413	2.4856	0.0132	18159	Nppc	natriuretic peptide precursor type C
562485	3.311	1.2225	0.0000	20306	Ccl7	chemokine (C-C motif) ligand 7
342663	3.2985	0.335	0.0000	76574	Mfsd2	major facilitator superfamily domain containing 2
678822	3.297	12.7372	0.0169	384417	Gm1410	gene model 1410, (NCBI)
734612	3.2795	0.3801	0.0000	16176	Il1b	interleukin 1 beta
931422	3.2772	0.3308	0.0000	20292	Ccl11	small chemokine (C-C motif) ligand 11
922579	3.1955	2.4078	0.0143	17394	Mmp8	matrix metalloproteinase 8
548782	3.1664	0.2919	0.0000	12046 12C	Bcl2a1c Bcl2a1d B	B-cell leukemia/lymphoma 2 related protein A1c B-cell leukemia/lymphoma 2 related protein A1d B-cell leukemia/lymphoma 2 related protein A1a
824922	3.1353	0.4151	0.0000	20753	Spr1a	small proline-rich protein 1A
789504	3.1246	0.3839	0.0000	12045 12C	Bcl2a1b Bcl2a1d	B-cell leukemia/lymphoma 2 related protein A1b B-cell leukemia/lymphoma 2 related protein A1d
833457	3.0962	1.4637	0.0000	99899	Ifi44	interferon-induced protein 44
929086	3.0707	0.7241	0.0000	12703	Socs1	suppressor of cytokine signaling 1
859951	3.0653	1.1693	0.0000	17474	Clec4d	C-type lectin domain family 4, member d
858465	3.0509	0.9711	0.0018	15116	Has1	hyaluronan synthase 1
728733	3.0372	17.4357	0.0001	381581	C030017K20Rik	RIKEN cDNA C030017K20 gene
676091	2.9887	0.4435	0.0000	null	null	null
701850	2.9608	0.8867	0.0000	14293	Fpr1	formyl peptide receptor 1
349496	2.9435	0.5221	0.0000	14579	Gem	GTP binding protein (gene overexpressed in skeletal muscle)
407752	2.9395	0.543	0.0000	217151	Arl5c	ADP-ribosylation factor-like 5C
346844	2.936	0.9353	0.0000	null	null	null
614886	2.928	0.8259	0.0000	21930	Tnfaip6	tumor necrosis factor alpha induced protein 6
630663	2.9106	0.502	0.0000	null	null	null
644812	2.8765	1.159	0.0245	18054	Ngp	neutrophilic granule protein
913884	2.8675	0.36	0.0000	20295	Ccl17	chemokine (C-C motif) ligand 17
930147	2.8581	0.2429	0.0000	23882	Gadd45g	growth arrest and DNA-damage-inducible 45 gamma
674723	2.8462	0.9393	0.0000	21664	Phlda1	pleckstrin homology-like domain, family A, member 1
926347	2.8329	0.7141	0.0000	21857	Timp1	tissue inhibitor of metalloproteinase 1
556221	2.8276	8.2941	0.0476	432451	LOC432451	null
470889	2.8125	0.476	0.0000	null	null	null
927957	2.8097	0.2536	0.0000	27279	Tnfrsf12a	tumor necrosis factor receptor superfamily, member 12a
320948	2.7764	6.5437	0.0061	69424	1700016F12Rik	RIKEN cDNA 1700016F12 gene

595912	2.7367	0.394	0.0000	215900	A630077B13Rik	RIKEN cDNA A630077B13 gene
671981	2.7179	1.1158	0.0002	56619	Clec4e	C-type lectin domain family 4, member e
572189	2.7044	2.1399	0.0371	14289	Fpr-rs2	formyl peptide receptor, related sequence 2
575878	2.7041	0.7325	0.0000	17329	Cxcl9	chemokine (C-X-C motif) ligand 9
615794	2.689	0.5083	0.0000	17392	Mmp3	matrix metalloproteinase 3
348831	2.6594	0.6221	0.0000	80982	9930013L23Rik	RIKEN cDNA 9930013L23 gene
512593	2.6508	2.9978	0.0407	71848	1700024J04Rik	RIKEN cDNA 1700024J04 gene
425339	2.647	1.3093	0.0043	326623	Tnfsf15	tumor necrosis factor (ligand) superfamily, member 15
579867	2.634	0.6671	0.0000	14728	Lilrb4	leukocyte immunoglobulin-like receptor, subfamily B, member 4
852997	2.6278	0.2648	0.0000	14584	Gfpt2	glutamine fructose-6-phosphate transaminase 2
837469	2.6267	0.6782	0.0000	17858	Mx2	myxovirus (influenza virus) resistance 2
662485	2.5947	0.7356	0.0000	19416	Rasd1	RAS, dexamethasone-induced 1
368370	2.5903	0.8981	0.0000	26410	Map3k8	mitogen activated protein kinase kinase kinase 8
665816	2.5886	1.5147	0.0111	235712	Mrgpra2	MAS-related GPR, member A2
695989	2.5857	0.6959	0.0000	627766	LOC627766	null
524988	2.5617	0.7895	0.0000	13653	Egr1	early growth response 1
545251	2.5453	1.1332	0.0000	14294	Fpr1	formyl peptide receptor-like 1
822787	2.5416	0.4761	0.0000	257630	Il17f	interleukin 17F
754351	2.5399	1.1937	0.0062	214855	Arid5a	AT rich interactive domain 5A (Mrf1 like)
917278	2.5254	0.4505	0.0000	17748	Mt1	metallothionein 1
621586	2.5247	9.1469	0.0481	22774	Zic4	zinc finger protein of the cerebellum 4
395594	2.5244	1.4861	0.0467	20855	Stc1	stanniocalcin 1
577661	2.509	0.4066	0.0000	227659	Slc2a6	solute carrier family 2 (facilitated glucose transporter), member 6
593961	2.5074	1.554	0.0131	117167	Steap4	STEAP family member 4
887725	2.497	1.392	0.0383	74852 545	4930402D18Rik LC	RIKEN cDNA 4930402D18 gene
703797	2.4951	1.7736	0.0213	320947	B930082K07Rik	RIKEN cDNA B930082K07 gene
852613	2.4679	1.0507	0.0139	20302	Ccl3	chemokine (C-C motif) ligand 3
664685	2.4596	0.3769	0.0000	50498	Ebi3	Epstein-Barr virus induced gene 3
450590	2.4483	0.3861	0.0000	12608	Cebpb	CCAAT/enhancer binding protein (C/EBP), beta
777138	2.433	11.1996	0.0145	77123	9130214F15Rik	RIKEN cDNA 9130214F15 gene
860539	2.4322	0.6202	0.0000	11641	Akap2	A kinase (PRKA) anchor protein 2
828013	2.4136	0.2739	0.0000	20299	Ccl22	chemokine (C-C motif) ligand 22
632955	2.4133	1.5713	0.05	20339	Sele	selectin, endothelial cell
905471	2.4078	0.3157	0.0000	15937	Ier3	immediate early response 3
551398	2.3923	1.624	0.033	16673	Krt1-5	keratin complex 1, acidic, gene 5
826109	2.388	1.5809	0.046	12061	Bdkrb1	bradykinin receptor, beta 1
778297	2.3842	1.2753	0.0001	16181	Il1rn	interleukin 1 receptor antagonist

899640	2.3816	0.8125	0.0006	207269	BC023105	cDNA sequence BC023105
915752	2.3783	0.6611	0.0000	11839	Areg	amphiregulin
612691	2.3658	0.3326	0.0000	17873	Gadd45b	growth arrest and DNA-damage-inducible 45 beta
824050	2.3647	0.6051	0.0000	24088	Tlr2	toll-like receptor 2
648968	2.3625	1.337	0.0000	76509	1600029D21Rik	RIKEN cDNA 1600029D21 gene
567293	2.3606	0.8024	0.0000	null	null	null
311758	2.343	0.3395	0.0000	53314	Batf	basic leucine zipper transcription factor, ATF-like
682371	2.3331	0.3422	0.0000	11535	Adm	adrenomedullin
446574	2.3241	1.2655	0.0026	75697	3300001A09Rik	RIKEN cDNA 3300001A09 gene
916906	2.3241	0.4255	0.0000	17748	Mt1	metallothionein 1
337155	2.3158	1.077	0.0268	14594	Ggta1	glycoprotein galactosyltransferase alpha 1, 3
454482	2.3094	0.444	0.0000	54199	Ccr12	chemokine (C-C motif) receptor-like 2
836596	2.2938	0.1876	0.0000	73449	1700066B19Rik	RIKEN cDNA 1700066B19 gene
412038	2.2871	0.9128	0.0000	234724	Tat	tyrosine aminotransferase
416043	2.2595	1.3917	0.0102	192656	Ripk2	receptor (TNFRSF)-interacting serine-threonine kinase 2
507495	2.2562	0.1831	0.0000	12051	Bcl3	B-cell leukemia/lymphoma 3
635842	2.2444	0.6038	0.0000	18035	Nfkbia	nuclear factor of kappa light chain gene enhancer in B-cells inhibitor, alpha
304961	2.2404	0.5258	0.0000	15978	lfng	interferon gamma
740801	2.2275	0.165	0.0000	106878	2010002N04Rik	RIKEN cDNA 2010002N04 gene
907925	2.2105	0.6147	0.0000	60440	ligp1	interferon inducible GTPase 1
477442	2.2104	0.4139	0.0000	257889	Olf132	olfactory receptor 132
323786	2.2103	0.4004	0.0000	193286	BC049762	cDNA sequence BC049762
683674	2.2101	2.8795	0.042	18712	Pim1	proviral integration site 1
306262	2.2062	0.5558	0.0000	14727 147	Gp49a Lilrb4	glycoprotein 49 A leukocyte immunoglobulin-like receptor, subfamily B, member 4
485872	2.195	0.4703	0.0000	20715	Serpina3g	serine (or cysteine) peptidase inhibitor, clade A, member 3G
876633	2.1754	2.0684	0.0129	18163	Ctnnd2	catenin (cadherin associated protein), delta 2
745256	2.1586	0.465	0.0000	16680	Krt2-16	keratin complex 2, basic, gene 16
514545	2.1567	0.9998	0.0078	102442	AI115600	expressed sequence AI115600
444829	2.1537	1.8942	0.0293	381778	Gm1067	gene model 1067, (NCBI)
462955	2.1528	0.7894	0.0000	58185	Rsad2	radical S-adenosyl methionine domain containing 2
492624	2.1392	0.5027	0.0000	20303	Ccl4	chemokine (C-C motif) ligand 4
364783	2.1356	0.2926	0.0000	15277	Hk2	hexokinase 2
538620	2.1305	0.5783	0.0000	21333	Tac1	tachykinin 1
913539	2.1095	0.4089	0.0000	18034	Nfkb2	nuclear factor of kappa light polypeptide gene enhancer in B-cells 2, p49/p100
661200	2.1067	1.5618	0.0451	621677	LOC621677	null
479545	2.1005	0.4444	0.0000	327885	C030046G05	null

446807	2.099	0.799	0,0000	24110	Usp18	ubiquitin specific peptidase 18
913186	2.0945	0.3578	0,0000	72585	Lypd1	Ly6/Plaur domain containing 1
410868	2.094	1.0247	0,0000	null	null	null
311342	2.0803	0.8959	0.0482	211323	Nrg1	neuregulin 1
755154	2.0759	1.9128	0.0424	67708	1810048J11Rik	RIKEN cDNA 1810048J11 gene
618791	2.0697	1.446	0.032	237038	Nox1	NADPH oxidase 1
720621	2.0668	0.5606	0,0000	14727	Gp49a	glycoprotein 49 A
480836	2.0542	0.6443	0.0093	242125	BC037703	cDNA sequence BC037703
420356	2.0516	0.479	0,0000	65221	Slc15a3	solute carrier family 15, member 3
491785	2.0481	1.4254	0.0312	269788	Lhfp14	lipoma HMGIC fusion partner-like protein 4
307688	2.0453	0.65	0,0000	245195	Retnlg	resistin like gamma a disintegrin-like and metallopeptidase (reprolysin type) with thrombospondin type 1 motif, 8
316015	2.0144	0.6284	0,0000	30806	Adamts8	
333745	1.9982	0.3556	0,0000	20558	Slfn4	schlafen 4
802636	1.9939	0.8682	0.0047	21426	Tcfec	transcription factor EC
578599	1.9867	0.5879	0,0000	100637	B230342M21Rik	RIKEN cDNA B230342M21 gene
749045	1.9741	0.891	0.0039	21822	Tgtp	T-cell specific GTPase
783482	1.9708	0.419	0,0000	12522	Cd83	CD83 antigen
321448	1.9696	0.9343	0.0331	69903	Rasip1	Ras interacting protein 1
592365	1.9618	0.3916	0,0000	110454	Ly6a	lymphocyte antigen 6 complex, locus A
908805	1.9611	0.5007	0.0003	12524	Cd86	CD86 antigen
405688	1.955	0.3326	0,0000	null	null	null
391036	1.9522	0.3882	0,0000	229323	Gpr171	G protein-coupled receptor 171
477242	1.9518	1.2279	0.0118	58205	Pdcd1lg2	programmed cell death 1 ligand 2
575496	1.9511	0.5987	0,0000	68895	Ras11a	RAS-like, family 11, member A
709110	1.9481	1.1952	0.0426	108800	4933401N24Rik	RIKEN cDNA 4933401N24 gene
587552	1.9473	0.5057	0.0136	246788	Trpv3	transient receptor potential cation channel, subfamily V, member 3
557044	1.9353	0.4206	0,0000	93757	Immp2l	IMP2 inner mitochondrial membrane peptidase-like (S. cerevisiae)
303843	1.9343	0.3651	0,0000	19252	Dusp1	dual specificity phosphatase 1
920778	1.9241	0.3486	0,0000	223775	Pim3	proviral integration site 3
526851	1.9088	1.0078	0.0077	637897 17	LOC637897 Myoz3	myozenin 3
311659	1.9051	0.1661	0,0000	381308 22	Mnda Ifi205	myeloid cell nuclear differentiation antigen interferon activated gene 205
486381	1.8917	1.6117	0.0489	213696	BC019755	cDNA sequence BC019755
931234	1.8865	0.7368	0.0009	232431	Gprc5a	G protein-coupled receptor, family C, group 5, member A
922224	1.8843	1.0836	0.0419	15186	Hdc	histidine decarboxylase
920469	1.8784	1.1273	0.0342	24108	Ubd	ubiquitin D
847876	1.8757	0.7386	0,0000	14469	Gbp2	guanylate nucleotide binding protein 2

879746	1.8752	0.8129	0.0317	19222	Ptgir	prostaglandin I receptor (IP)
475577	1.8749	0.6184	0.0009	56193	Plek	pleckstrin
836437	1.866	0.4992	0.002	229228	Nudt6	nudix (nucleoside diphosphate linked moiety X)-type motif 6
343697	1.8638	0.4676	0.0000	17112	Tm4sf1	transmembrane 4 superfamily member 1
593765	1.858	0.3062	0.0000	13874	Ereg	epiregulin
414909	1.8555	0.5338	0.0000	15950	Ifi203	interferon activated gene 203
679589	1.8536	0.5736	0.0005	67775	5830458K16Rik	RIKEN cDNA 5830458K16 gene
640455	1.8494	0.4667	0.0000	12608	Cebpb	CCAAT/enhancer binding protein (C/EBP), beta
875318	1.8479	0.8091	0.0348	15951	Ifi204	interferon activated gene 204
511891	1.8466	0.8959	0.0333	22329	Vcam1	vascular cell adhesion molecule 1
906705	1.8451	0.33	0.0000	83397	Akap12	A kinase (PRKA) anchor protein (gravin) 12
562451	1.8443	0.3715	0.0000	15251	Hif1a	hypoxia inducible factor 1, alpha subunit sema domain, immunoglobulin domain (Ig), and GPI membrane anchor,
725464	1.8397	0.484	0.0000	20361	Sema7a	(semaphorin) 7A
765518	1.8351	0.8794	0.0145	236312	AI447904	expressed sequence AI447904
426736	1.8264	0.3576	0.0000	17357	Marcksl1	MARCKS-like 1
378088	1.8222	1.2044	0.0427	433622 99	AHF AI597080	expressed sequence AI597080
808796	1.822	1.1875	0.0016	17750	Mt2	metallothionein 2
913926	1.8218	0.6152	0.0000	229900	9830147J24Rik	RIKEN cDNA 9830147J24 gene
766009	1.8189	0.408	0.0000	105892	LOC105892	null
492467	1.8162	0.611	0.0000	null	null	null
876665	1.815	1.6196	0.0286	12775	Ccr7	chemokine (C-C motif) receptor 7
602240	1.8073	0.4301	0.0019	80910	Gpr84	G protein-coupled receptor 84
734049	1.8008	1.8035	0.0263	22423	Wnt8b	wingless related MMTV integration site 8b
819312	1.8001	0.2695	0.0000	17869	Myc	myelocytomatosis oncogene
861824	1.7984	0.6999	0.0001	null	null	null
927537	1.7825	0.3432	0.0000	19073	Prg1	proteoglycan 1, secretory granule
788076	1.7822	0.6396	0.0000	620050 63	LOC620050 LOC6	null
742535	1.7764	0.4786	0.0000	15951	Ifi204	interferon activated gene 204
746523	1.7729	4.7031	0.0434	null	null	null
913657	1.7686	0.2243	0.0000	15476	Hs3st1	heparan sulfate (glucosamine) 3-O-sulfotransferase 1
720766	1.7658	0.4643	0.0000	66811	9030623N16Rik	RIKEN cDNA 9030623N16 gene
382962	1.7632	0.9822	0.0061	208449	Tmem23	transmembrane protein 23
380532	1.7593	0.5496	0.0000	17133	Maff	v-maf musculoaponeurotic fibrosarcoma oncogene family, protein F (avian)
906572	1.7584	0.5036	0.0000	18037	Nfkbie	nuclear factor of kappa light polypeptide gene enhancer in B-cells inhibitor, epsilon
576109	1.7566	0.6409	0.0061	56792	AI586015	expressed sequence AI586015

329038	1.7537	0.4905	0.0000	70435	2610204M08Rik	RIKEN cDNA 2610204M08 gene
774463	1.7504	0.7567	0.0043	22402	Wisp1	WNT1 inducible signaling pathway protein 1
431405	1.7374	0.7249	0.0041	19124	Procr	protein C receptor, endothelial
576652	1.7367	0.7153	0.0000	11910	Atf3	activating transcription factor 3
907054	1.7302	0.3177	0.0000	19752	Rnase1	ribonuclease, RNase A family, 1 (pancreatic)
503137	1.7247	0.576	0.0001	72512	2610307O08Rik	RIKEN cDNA 2610307O08 gene
726338	1.7182	0.8139	0.033	null	null	null
907909	1.7162	0.4686	0.0014	13609	Edg1	endothelial differentiation sphingolipid G-protein-coupled receptor 1
407846	1.7146	0.6023	0.0000	14086	Fscn1	fascin homolog 1, actin bundling protein (Strongylocentrotus purpuratus)
392697	1.7101	0.6028	0.0006	635246	LOC635246	null
821473	1.7078	0.6159	0.0004	18018	Nfatc1	nuclear factor of activated T-cells, cytoplasmic, calcineurin-dependent 1
912597	1.7002	0.427	0.0013	19217	Ptger2	prostaglandin E receptor 2 (subtype EP2)
394676	1.6998	0.4037	0.0000	21938	Tnfrsf1b	tumor necrosis factor receptor superfamily, member 1b
913289	1.6939	0.5418	0.0001	20293	Ccl12	chemokine (C-C motif) ligand 12
713229	1.6901	0.6995	0.0226	72504	Taf4b	TAF4B RNA polymerase II, TATA box binding protein (TBP)-associated factor
528994	1.6882	0.3591	0.0000	null	null	null
347843	1.6874	0.2099	0.0000	280411	Lix1l	Lix1-like
371775	1.6867	0.3758	0.0000	14066	F3	coagulation factor III
299973	1.6856	0.7282	0.0385	12977	Csf1	colony stimulating factor 1 (macrophage)
365875	1.6696	0.9136	0.0498	236573	BC057170	cDNA sequence BC057170
928278	1.6669	0.4114	0.0000	22040	Trex1	three prime repair exonuclease 1
584961	1.6651	0.4757	0.0000	72123	2010109K11Rik	RIKEN cDNA 2010109K11 gene
888990	1.661	0.3778	0.0000	107350	AW112010	expressed sequence AW112010
637144	1.6607	1.2054	0.0299	12477	Ctla4	cytotoxic T-lymphocyte-associated protein 4
743660	1.66	2.3383	0.0452	637012	LOC637012	null
535093	1.6585	0.3519	0.0000	67742	Samsn1	SAM domain, SH3 domain and nuclear localisation signals, 1
683388	1.6516	0.1569	0.0000	107221	Gpr120	G protein-coupled receptor 120
851957	1.6426	0.6423	0.0000	74178	Stk40	serine/threonine kinase 40
864370	1.6426	0.8785	0.0435	null	null	null
323576	1.6407	0.6594	0.0045	12125	Bcl2l11	BCL2-like 11 (apoptosis facilitator)
902143	1.6313	0.9513	0.0316	258815 25	Olfr1218 Olfr1216	olfactory receptor 1218 olfactory receptor 1216
368325	1.6308	1.7436	0.0326	null	null	null
884323	1.63	0.4763	0.0033	56437	Rrad	Ras-related associated with diabetes
778892	1.6208	0.5348	0.0112	18405	Orm1	orosomucoid 1
643954	1.619	1.7202	0.0438	66959	Dusp26	dual specificity phosphatase 26 (putative)
864218	1.6133	0.4289	0.0000	67038	2010109I03Rik	RIKEN cDNA 2010109I03 gene
749204	1.6107	2.0407	0.0222	224530	Acat3	acetyl-Coenzyme A acetyltransferase 3

461834	1.6091	0.4853	0.0151	21942	Tnfrsf9	tumor necrosis factor receptor superfamily, member 9
385228	1.6087	0.519	0.0131	56089	Ramp3	receptor (calcitonin) activity modifying protein 3
537933	1.6086	0.8448	0.023	null	null	null
346004	1.6025	33.1195	0.0231	381073	Gm935	gene model 935, (NCBI)
577592	1.6011	0.3619	0,0000	13388	Dll1	delta-like 1 (Drosophila)
870741	1.6006	0.287	0,0000	78892	Crispld2	cysteine-rich secretory protein LCCL domain containing 2
932169	1.5993	0.1832	0,0000	67603	Dusp6	dual specificity phosphatase 6
925472	1.5985	0.3887	0,0000	11852	Rhob	ras homolog gene family, member B
470243	1.5949	0.8864	0.0342	76730	2310005C01Rik	RIKEN cDNA 2310005C01 gene
778190	1.5916	1.6658	0.0497	320825	E130306M17Rik	RIKEN cDNA E130306M17 gene
459528	1.5908	0.2211	0,0000	74155	Errfi1	ERBB receptor feedback inhibitor 1
891920	1.5883	0.2899	0,0000	68713 546	lfitm1 LOC546034	interferon induced transmembrane protein 1
930132	1.5844	0.2311	0,0000	15982	lfrd1	interferon-related developmental regulator 1
776941	1.579	0.2038	0,0000	null	null	null
848841	1.5651	0.3976	0,0000	11796	Birc3	baculoviral IAP repeat-containing 3
881785	1.5519	0.4815	0.0034	236451	LOC236451	null
926795	1.5462	0.7802	0.0327	78910	Asb15	ankyrin repeat and SOCS box-containing protein 15
590960	1.5438	0.6987	0.0339	330119	6330442E02Rik	RIKEN cDNA 6330442E02 gene
551092	1.5425	0.6483	0,0000	16716	Ky	kyphoscoliosis peptidase
341967	1.5418	0.3434	0,0000	53608	Map3k6	mitogen-activated protein kinase kinase kinase 6
323176	1.5384	0.4894	0,0000	76999	1700127D06Rik	RIKEN cDNA 1700127D06 gene
883215	1.5302	1.2016	0.0088	17160	Man2b2	mannosidase 2, alpha B2
407097	1.5155	0.3145	0,0000	212168	Zswim4	zinc finger, SWIM domain containing 4
592219	1.5142	0.2287	0,0000	12475	Cd14	CD14 antigen
440084	1.5131	0.5508	0,0000	60533	Cd274	CD274 antigen
641341	1.5117	0.3056	0,0000	22695	Zfp36	zinc finger protein 36
606186	1.5116	0.2387	0,0000	71583	9130008F23Rik	RIKEN cDNA 9130008F23 gene
593117	1.5081	0.4702	0.0005	13349	Dfy	Duffy blood group
905930	1.5069	0.7642	0.0115	18405 184	Orm1 Orm2 Orm3	orosomuroid 1 orosomuroid 2 orosomuroid 3
571554	1.5012	0.5356	0.0142	21950	Tnfrsf9	tumor necrosis factor (ligand) superfamily, member 9
914024	1.4961	0.6615	0.0002	20442	St3gal1	ST3 beta-galactoside alpha-2,3-sialyltransferase 1
780225	1.4854	0.2402	0,0000	22029	Traf1	Tnf receptor-associated factor 1
880965	1.4749	0.3674	0,0000	193740 15	Hspa1a Hspa1b	heat shock protein 1A heat shock protein 1B
617272	1.4677	0.697	0.019	20897	Stra6	stimulated by retinoic acid gene 6
922399	1.4671	0.6088	0.0168	195733	Grhl1	grainyhead-like 1 (Drosophila)
875008	1.4597	1.0464	0.0483	207408	BC020108	cDNA sequence BC020108
313737	1.4561	0.7748	0.0243	16963	Xcl1	chemokine (C motif) ligand 1



512156	1.4521	0.3457	0.0000	69097	Trim15	tripartite motif protein 15
921965	1.4505	0.1266	0.0000	81703	Jundm2	Jun dimerization protein 2
419373	1.4489	0.4406	0.0003	278507	Wfikkn2	WAP, follistatin/kazal, immunoglobulin, kunitz and netrin domain containing 2
684983	1.4435	0.3435	0.0000	98711	Rdh10	retinol dehydrogenase 10 (all-trans)
439272	1.4408	0.482	0.0000	11987	Slc7a1	solute carrier family 7 (cationic amino acid transporter, y+ system), member 1
438018	1.4377	0.5848	0.017	276950	Slfn8	schlafen 8
914782	1.4284	0.4028	0.0004	20128	Trim30	tripartite motif protein 30
372944	1.4265	1.2066	0.0093	52857	Gramd1a	GRAM domain containing 1A
804608	1.4262	0.7345	0.0431	15944	Irgm	immunity-related GTPase family, M
787331	1.4254	1.155	0.0049	99929	Tiparp	TCDD-inducible poly(ADP-ribose) polymerase
894317	1.412	0.5248	0.0024	null	null	null
405120	1.4088	0.1963	0.0000	55932	Gbp4	guanylate nucleotide binding protein 4
872741	1.4072	0.6204	0.0224	67084	Ceacam14	CEA-related cell adhesion molecule 14
323954	1.4047	0.7589	0.0319	242667	Dlgap3	discs, large (Drosophila) homolog-associated protein 3
921513	1.4027	0.1735	0.0000	54720	Dscr1	Down syndrome critical region homolog 1 (human)
656023	1.397	0.6687	0.0487	28109	D10Wsu102e	DNA segment, Chr 10, Wayne State University 102, expressed
383834	1.3967	0.6317	0.03	51902	Rnf24	ring finger protein 24
835755	1.3948	0.4458	0.0013	20128	Trim30	tripartite motif protein 30
591371	1.3942	0.5307	0.016	193740	Hspa1a	heat shock protein 1A
546299	1.3897	1.9314	0.0115	20556	Slfn2	schlafen 2
387241	1.3877	0.3909	0.0057	80797	Clca2	chloride channel calcium activated 2
819640	1.3869	0.3302	0.0000	null	null	null
580292	1.3841	0.6149	0.0000	77125	9230117N10Rik	RIKEN cDNA 9230117N10 gene
411745	1.375	0.3253	0.0000	320404	ltpkb	inositol 1,4,5-trisphosphate 3-kinase B
675760	1.3586	2.3636	0.0342	75784	4930428O21Rik	RIKEN cDNA 4930428O21 gene
836457	1.3582	1.3762	0.0398	20238	Atxn1	ataxin 1
378779	1.3581	0.4701	0.0173	71138	4933413N12Rik	RIKEN cDNA 4933413N12 gene
838610	1.3544	0.7087	0.0129	21835	Thrsp	thyroid hormone responsive SPOT14 homolog (Rattus)
455840	1.3516	0.3233	0.0005	54483	Mefv	Mediterranean fever
815016	1.3511	0.4554	0.0000	638147 43	LOC638147 LOC4	phospholipid scramblase 1
911721	1.3488	0.8355	0.0189	15370	Nr4a1	nuclear receptor subfamily 4, group A, member 1
896076	1.3465	0.545	0.0000	277089 64	LOC277089 LOC6	null
903754	1.3462	0.554	0.0000	545244 63	LOC545244 LOC6	null
707425	1.3428	0.6463	0.0208	57425	U90926	cDNA sequence U90926
914725	1.3359	0.2253	0.0000	12457	Ccrn4l	CCR4 carbon catabolite repression 4-like ( <i>S. cerevisiae</i> )
361166	1.332	1.5521	0.0126	16402	Itga5	integrin alpha 5 (fibronectin receptor alpha)
542062	1.327	0.2083	0.0000	57444	Isg20	interferon-stimulated protein



932117	1.3263	1.3582	0.0134	18126	Nos2	nitric oxide synthase 2, inducible, macrophage serine (or cysteine) peptidase inhibitor, clade A, member 3K serine (or cysteine)
545993	1.319	0.5799	0.0168	20714 207	Serpina3k Serpina3	peptidase inhibitor, clade A, member 3M
806616	1.3154	0.4565	0.0055	634821 62	LOC634821 LOC634821	null
641975	1.311	0.5868	0.0002	54396	ligp2	interferon inducible GTPase 2
904816	1.3106	0.2445	0.0000	110956	D17H6S56E-5	DNA segment, Chr 17, human D6S56E 5
927321	1.3089	0.4465	0.0003	20723	Serpina3	serine (or cysteine) peptidase inhibitor, clade B, member 9
881587	1.3065	0.6547	0.0442	18791	Plat	plasminogen activator, tissue
565067	1.3036	0.427	0.0086	70661	BC033915	cDNA sequence BC033915
601397	1.3021	0.3066	0.0075	null	null	null
663785	1.302	0.5966	0.024	246049	Slc36a2	solute carrier family 36 (proton/amino acid symporter), member 2
895331	1.2963	0.3928	0.0000	20195 545	S100a11 LOC5452	S100 calcium binding protein A11 (calizzarin)
621987	1.2938	0.2396	0.0000	213391	Rassf4	Ras association (RalGDS/AF-6) domain family 4
784041	1.2925	0.2912	0.0000	231637	Ssh1	slingshot homolog 1 (Drosophila)
932534	1.2924	0.5099	0.029	15202	Hemt1	hematopoietic cell transcript 1
714993	1.291	0.25	0.0000	13836	Epha2	Eph receptor A2
756793	1.2902	0.5362	0.023	17285	Meox1	mesenchyme homeobox 1
840941	1.2881	0.5951	0.0029	224093	BC022623	cDNA sequence BC022623
317434	1.2875	0.3644	0.0035	12515	Cd69	CD69 antigen
636281	1.2844	0.335	0.0000	319880	Tmcc3	transmembrane and coiled coil domains 3
839958	1.2837	0.4526	0.0019	258924 25	Olf376 Olf378	olfactory receptor 376 olfactory receptor 378
925708	1.2789	0.3555	0.0000	66141	Ifitm3	interferon induced transmembrane protein 3
808065	1.2772	1.483	0.0022	635601 24	LOC635601 bd2 L	null
469038	1.2769	0.3204	0.0004	null	null	null
544530	1.2719	0.3566	0.0000	329384	2210013M04Rik	RIKEN cDNA 2210013M04 gene
693491	1.2715	0.2822	0.0000	73320	1700047F07Rik	RIKEN cDNA 1700047F07 gene
469133	1.2714	0.1811	0.0000	18030	Nfil3	nuclear factor, interleukin 3, regulated
656913	1.271	0.8404	0.0341	22791	Dnajc2	DnaJ (Hsp40) homolog, subfamily C, member 2
321731	1.2654	0.4621	0.0305	16178	Il1r2	interleukin 1 receptor, type II
849249	1.2622	0.3045	0.0001	381319	9130211I03Rik	RIKEN cDNA 9130211I03 gene
911616	1.2609	1.2771	0.0064	12700	Cish	cytokine inducible SH2-containing protein
389225	1.2589	0.3241	0.0001	219132	D14Ertd668e	DNA segment, Chr 14, ERATO Doi 668, expressed
904145	1.2588	0.4398	0.0000	20195	S100a11	S100 calcium binding protein A11 (calizzarin)
720827	1.2555	8.2867	0.0229	216749	Nmur2	neuromedin U receptor 2
928853	1.2543	5.6634	0.0371	76905	Lrg1	leucine-rich alpha-2-glycoprotein 1
578692	1.2535	0.262	0.0000	null	null	null
756275	1.2513	0.4019	0.0000	107771	Bmyc	brain expressed myelocytomatosis oncogene

630405	1.2497	0.4483	0.001	237988	Cdr2l	cerebellar degeneration-related protein 2-like
587497	1.2334	0.3728	0.0015	640675 24	LOC640675 LOC2	null
393671	1.2241	0.3647	0,0000	263406	Plekhg3	pleckstrin homology domain containing, family G (with RhoGef domain) member 3
862528	1.2241	0.3	0,0000	66261	Tm4sf20	transmembrane 4 L six family member 20
495135	1.2201	0.3423	0.0142	69471	2310005L22Rik	RIKEN cDNA 2310005L22 gene
834755	1.2191	0.4866	0.0136	236312 54	AI447904 BC0949	expressed sequence AI447904 cDNA sequence BC094916
437987	1.2185	0.1587	0,0000	14528	Gch1	GTP cyclohydrolase 1
504226	1.217	0.4654	0,0000	27056	Irf5	interferon regulatory factor 5
907810	1.2158	0.5098	0.036	50905	Il17rb	interleukin 17 receptor B
643496	1.2073	0.7512	0.0379	72462	2600005C20Rik	RIKEN cDNA 2600005C20 gene
347501	1.19	0.4405	0.0301	57816	Tesc	tescalcin
339191	1.1848	0.5379	0.0425	20698	Sphk1	sphingosine kinase 1
892816	1.1772	1.5627	0.0155	544806	AU016430	expressed sequence AU016430
576531	1.177	0.184	0,0000	384783	Irs2	insulin receptor substrate 2
914937	1.1742	0.3758	0.0001	18033	Nfkb1	nuclear factor of kappa light chain gene enhancer in B-cells 1, p105
472042	1.1697	0.5222	0.0291	547221 32	LOC547221 RP23	null
767877	1.1681	0.2854	0,0000	27260	Plek2	pleckstrin 2
920975	1.1641	0.2407	0,0000	68774	Ms4a6d	membrane-spanning 4-domains, subfamily A, member 6D
483273	1.1621	0.2529	0.0042	67647	4930523C07Rik	RIKEN cDNA 4930523C07 gene
355965	1.1618	0.5598	0.0212	14645	Glul	glutamate-ammonia ligase (glutamine synthetase)
864828	1.1535	0.3151	0,0000	228608	Smox	spermine oxidase
386166	1.1496	0.2543	0.0008	16364	Irf4	interferon regulatory factor 4
304397	1.1491	0.357	0,0000	22781	Zfpn1a4	zinc finger protein, subfamily 1A, 4 (Eos)
317785	1.1477	0.5844	0.0267	15953	Ifi47	interferon gamma inducible protein 47
830737	1.1434	0.3286	0.0037	628883 63	LOC628883 LOC6	null
642750	1.1404	0.3278	0.0002	327959	Fbxo39	F-box protein 39
907300	1.1383	0.5692	0.0362	15901	Id1	inhibitor of DNA binding 1
777826	1.1373	0.3503	0.0009	639819 17	LOC639819 Mod1	malic enzyme, supernatant
337868	1.1357	0.0964	0,0000	68545	1110006O17Rik	RIKEN cDNA 1110006O17 gene
541128	1.1336	0.379	0.0001	19106	Eif2ak2	eukaryotic translation initiation factor 2-alpha kinase 2
318607	1.1333	0.6512	0.0469	20442	St3gal1	ST3 beta-galactoside alpha-2,3-sialyltransferase 1
602646	1.133	1.5321	0.0383	72661	2810032E02Rik	RIKEN cDNA 2810032E02 gene
607896	1.1286	0.2685	0,0000	15957	Ifit1	interferon-induced protein with tetratricopeptide repeats 1
713924	1.124	0.1908	0,0000	66102	Cxcl16	chemokine (C-X-C motif) ligand 16
463729	1.1119	0.6495	0.0223	628699 21	LOC628699 90302	RIKEN cDNA 9030205A07 Gene
927062	1.1055	0.4482	0.0283	246177	Myo1g	myosin IG

856654	1.1004	0.456	0.0208	93691	Klf7	Kruppel-like factor 7 (ubiquitous)
667701	1.0974	0.5669	0.0387	27083	Xlr4b	X-linked lymphocyte-regulated 4B
615886	1.0971	0.262	0.0065	73185	3110053B16Rik	RIKEN cDNA 3110053B16 gene
872375	1.0963	0.5105	0.0161	24064	Spry2	sprouty homolog 2 (Drosophila)
828936	1.0954	0.3224	0.0000	226040	E030010A14Rik	RIKEN cDNA E030010A14 gene
534040	1.0944	0.3927	0.0000	19730	Ralgds	ral guanine nucleotide dissociation stimulator
429472	1.0885	0.1759	0.0000	15950	Ifi203	interferon activated gene 203
545120	1.088	0.4374	0.0167	72123	2010109K11Rik	RIKEN cDNA 2010109K11 gene
565569	1.0858	0.5361	0.0304	69573	2310016C08Rik	RIKEN cDNA 2310016C08 gene
577469	1.0856	0.2827	0.0000	67951	Tubb6	tubulin, beta 6
894728	1.0853	0.4647	0.0001	270040 61	LOC270040 LOC6	null
686407	1.0788	0.4206	0.0366	18190	Nrxn2	neurexin II
784584	1.0765	0.2139	0.0000	18845	Plxna2	plexin A2
577604	1.0752	0.2516	0.0000	17068	Ly6d	lymphocyte antigen 6 complex, locus D
426694	1.0734	0.4006	0.0278	108767	Pnrc1	proline-rich nuclear receptor coactivator 1
504121	1.0688	0.4374	0.0194	67102	D16Ert472e	DNA segment, Chr 16, ERATO Doi 472, expressed
642700	1.0637	0.3688	0.0219	67102	D16Ert472e	DNA segment, Chr 16, ERATO Doi 472, expressed
386386	1.061	0.3142	0.0000	227327	B3gnt7	UDP-GlcNAc:betaGal beta-1,3-N-acetylglucosaminyltransferase 7
567559	1.0608	0.2533	0.0003	30794	Pdlim4	PDZ and LIM domain 4
865102	1.0591	1.0801	0.0164	13610	Edg3	endothelial differentiation, sphingolipid G-protein-coupled receptor, 3
463384	1.0586	0.5935	0.0002	13726	Emd	emerin
381336	1.0549	0.374	0.0044	67238	2810453I06Rik	RIKEN cDNA 2810453I06 gene
450136	1.0521	0.3878	0.0011	16994	Ltb	lymphotoxin B
912624	1.0493	0.7589	0.0104	433053 62	LOC433053 LOC6	immunoglobulin lambda chain, variable 1
450108	1.0476	1.4006	0.0116	26400	Map2k7	mitogen activated protein kinase kinase 7
692555	1.0476	0.3086	0.0234	67134	Nol5a	nucleolar protein 5A
778903	1.0343	1.9596	0.0296	null	null	null
714716	1.0323	0.2935	0.0003	66614	Gpatc4	G patch domain containing 4
508950	1.0319	0.391	0.0141	null	null	null
776773	1.0288	0.3306	0.0167	22287	Scgb1a1	secretoglobin, family 1A, member 1 (uteroglobin)
921351	1.0282	0.3948	0.0091	20568	Slpi	secretory leukocyte peptidase inhibitor
616099	1.0265	1.2478	0.0008	16190	Il4ra	interleukin 4 receptor, alpha
762728	1.0256	1.1609	0.0383	630446 43	LOC630446 LOC4	null
411911	1.0249	0.3304	0.0145	68040	3110024A21Rik	RIKEN cDNA 3110024A21 gene
667857	1.022	0.2241	0.0004	72462	2600005C20Rik	RIKEN cDNA 2600005C20 gene
928759	1.0212	0.4289	0.0032	56405	Dusp14	dual specificity phosphatase 14
923224	1.0187	0.2062	0.0000	50778	Rgs1	regulator of G-protein signaling 1

618089	1.0154	1.1225	0.0146	12346	Car1	carbonic anhydrase 1
317005	1.0105	0.2872	0.0002	99662	Eps8l3	ESP8-like 3
915625	1.0097	0.3099	0.0001	20656	Sod2	superoxide dismutase 2, mitochondrial
562936	1.0075	0.3606	0.0167	52552	Parp8	poly (ADP-ribose) polymerase family, member 8
649558	1.0032	0.401	0.0186	74481	4933430F08Rik	RIKEN cDNA 4933430F08 gene
913432	1.0018	0.6171	0.0211	216858	Kctd11	potassium channel tetramerisation domain containing 11
403724	0.9982	1.8407	0.041	null	null	null
879203	0.9931	0.5652	0.0052	66942 545	Ddx18 LOC545871	DEAD (Asp-Glu-Ala-Asp) box polypeptide 18
464022	0.9859	0.3833	0.0267	402753	D630033A02Rik	RIKEN cDNA D630033A02 gene
528146	0.9846	0.4161	0.0191	13800	Enah	enabled homolog (Drosophila)
700515	0.9795	1.2386	0.0265	217122	A430060F13Rik	RIKEN cDNA A430060F13 gene
678418	0.9765	0.3872	0.0303	19248	Ptpn12	protein tyrosine phosphatase, non-receptor type 12
423438	0.9735	0.2347	0.0005	105246	AL022779	expressed sequence AL022779
712844	0.9733	0.4029	0.05	13136	Daf1	decay accelerating factor 1
734954	0.9731	0.3134	0.0303	18707	Pik3cd	phosphatidylinositol 3-kinase catalytic delta polypeptide
627661	0.9696	0.4276	0.0374	12142	Prdm1	PR domain containing 1, with ZNF domain
753313	0.9683	0.5975	0.0038	20307	Ccl8	chemokine (C-C motif) ligand 8
901896	0.967	0.2601	0.0000	631287	LOC631287	null
451097	0.9663	4.2329	0.0475	75568	Capsl	calcyphosine-like
504819	0.9651	0.4116	0.0119	239134	Gucy1b2	guanylate cyclase 1, soluble, beta 2
367456	0.9579	0.184	0.0007	230126	Shb	src homology 2 domain-containing transforming protein B
731261	0.9568	0.3378	0.045	80287	Apobec3	apolipoprotein B editing complex 3
894874	0.9564	0.0794	0.0000	12013	Bach1	BTB and CNC homology 1
715006	0.9549	0.4361	0.0339	66412	Arrdc4	arrestin domain containing 4
613912	0.9529	1.3118	0.0238	225875	Lrfr4	leucine rich repeat and fibronectin type III domain containing 4
762040	0.9529	0.311	0.0113	22113	Phlda2	pleckstrin homology-like domain, family A, member 2
465788	0.9518	0.3598	0.0168	112407	Egln3	EGL nine homolog 3 (C. elegans)
908496	0.9467	0.3349	0.014	109648	Npy	neuropeptide Y
667571	0.9434	0.3898	0.0471	12495	Entpd1	ectonucleoside triphosphate diphosphohydrolase 1
368655	0.9422	1.4888	0.0357	13836	Epha2	Eph receptor A2
689978	0.9405	0.1254	0.0000	19882	Mst1r	macrophage stimulating 1 receptor (c-met-related tyrosine kinase)
332032	0.937	0.488	0.0317	15936	Ier2	immediate early response 2
884319	0.9369	0.2434	0.0000	227929	Pscdbp	pleckstrin homology, Sec7 and coiled-coil domains, binding protein
299304	0.9366	0.3528	0.0225	null	null	null
316223	0.9364	0.9651	0.0215	435900	ci12	null
431994	0.9362	0.3407	0.0021	211228	Lrrc25	leucine rich repeat containing 25
628786	0.9348	0.2558	0.0084	227522	Rpp38	ribonuclease P/MRP 38 subunit (human)

532295	0.9335	0.4226	0.0351	14664	Slc6a9	solute carrier family 6 (neurotransmitter transporter, glycine), member 9
899570	0.9323	0.2225	0.0008	67876	1500041J02Rik	RIKEN cDNA 1500041J02 gene
537189	0.9304	0.3075	0.0291	68108	9430008C03Rik	RIKEN cDNA 9430008C03 gene
911378	0.9281	0.3986	0.0433	11770	Fabp4	fatty acid binding protein 4, adipocyte
465504	0.9247	0.4408	0.0001	14127	Fcer1g	Fc receptor, IgE, high affinity I, gamma polypeptide
894926	0.9244	0.9365	0.0116	null	null	null
522671	0.9173	0.2611	0.0012	110168	Gpr18	G protein-coupled receptor 18
897017	0.9129	0.1691	0.0000	80876	Ifitm2	interferon induced transmembrane protein 2
609044	0.9095	0.3458	0.0411	20708	Serpinb6b	serine (or cysteine) peptidase inhibitor, clade B, member 6b
866664	0.9094	0.3085	0.0014	58220	Pard6b	par-6 (partitioning defective 6) homolog beta (C. elegans)
557674	0.9043	0.439	0.0292	230806	Aim1l	absent in melanoma 1-like
683289	0.8884	0.2022	0.0000	72292	2210009P08Rik	RIKEN cDNA 2210009P08 gene
585421	0.8841	0.2753	0.0009	73827 582	1110012D08Rik Mr	RIKEN cDNA 1110012D08 gene matrix metallopeptidase 19
460369	0.8808	0.3458	0.0241	17067	Ly6c	lymphocyte antigen 6 complex, locus C
493584	0.8806	0.5967	0.0306	620105 63	LOC620105 LOC6	null
635079	0.8795	0.2664	0.022	27207	Rps11	ribosomal protein S11
588156	0.8748	0.3999	0.0466	545854	LOC545854	null
311251	0.8732	0.2944	0.0272	319257	9830115L13Rik	RIKEN cDNA 9830115L13 gene
893020	0.8683	0.313	0.0333	638165	LOC638165	null
575096	0.8651	0.3326	0.0006	107094	AA408556	expressed sequence AA408556
415592	0.8637	0.3503	0.0014	78512	3300005D01Rik	RIKEN cDNA 3300005D01 gene
927832	0.8591	0.3428	0.0264	212706	C330016O10Rik	RIKEN cDNA C330016O10 gene
298384	0.8585	0.2455	0.0016	20112	Rps6ka2	ribosomal protein S6 kinase, polypeptide 2
896913	0.857	0.2323	0.0025	631503 43	LOC631503 LOC4	null
819597	0.8534	0.2523	0.0099	67065	Polr3d	polymerase (RNA) III (DNA directed) polypeptide D
697028	0.8533	0.1822	0.0002	108689	Obfc1	oligonucleotide/oligosaccharide-binding fold containing 1
662862	0.8504	0.1587	0.0000	320351	D230037D09Rik	RIKEN cDNA D230037D09 gene
918168	0.8488	0.192	0.0001	14261	Fmo1	flavin containing monooxygenase 1
923823	0.8485	0.3219	0.0039	21946	Pglyrp1	peptidoglycan recognition protein 1
896582	0.8475	0.2997	0.004	636175 13	LOC636175 Emd	emerin
306044	0.8455	0.3644	0.0475	18211	Ntrk1	neurotrophic tyrosine kinase, receptor, type 1
303657	0.8443	0.947	0.037	11867	Arpc1b	actin related protein 2/3 complex, subunit 1B
764223	0.8383	0.3248	0.02	20621	Snn	stannin
419016	0.8373	0.3408	0.0217	12363	Casp11	caspase 11, apoptosis-related cysteine peptidase
495606	0.8373	0.3271	0.0331	13844	Ephb2	Eph receptor B2
434637	0.833	0.45	0.0135	231633	BC025600	cDNA sequence BC025600
829555	0.8246	0.2857	0.0092	14187	Akr1b8	aldo-keto reductase family 1, member B8

395915	0.8235	0.9769	0.0312	18458	Pabpc1	poly A binding protein, cytoplasmic 1
667991	0.8234	0.3776	0.0463	219131	Phf11	PHD finger protein 11
401199	0.8226	0.3722	0.0419	71683	Gypc	glycophorin C
336967	0.8189	0.2367	0.0138	246727	Oas3	2'-5' oligoadenylate synthetase 3
574832	0.8158	0.2564	0.014	12349	Car2	carbonic anhydrase 2
658007	0.8141	0.1761	0.002	99010	Aytl3	acyltransferase like 3
793420	0.814	1.3135	0.0245	14468	Gbp1	guanylate nucleotide binding protein 1
924477	0.813	0.2932	0.0247	233752	3830422K02Rik	RIKEN cDNA 3830422K02 gene
462974	0.8107	0.9927	0.0049	14450	Gart	phosphoribosylglycinamide formyltransferase
873799	0.8107	1.3768	0.0334	216850	Jmjd3	jumonji domain containing 3
383544	0.8104	0.814	0.0093	67204	Eif2s2	eukaryotic translation initiation factor 2, subunit 2 (beta)
754894	0.8104	0.2091	0.0011	13650	Rhbdf1	rhomboid family 1 (Drosophila)
456277	0.8098	0.2331	0.0132	246256	Fcgr3a	Fc fragment of IgG, low affinity IIIa, receptor
380387	0.8093	0.2176	0.0006	72287	Plekhf1	pleckstrin homology domain containing, family F (with FYVE domain) member 1
335077	0.8087	0.2736	0.0076	56532	Ripk3	receptor-interacting serine-threonine kinase 3
815431	0.8087	0.215	0.004	230734	Yrdc	yrdC domain containing (E.coli)
307485	0.8081	0.1902	0.0001	631369 56	LOC631369 B4gal	UDP-Gal:betaGlcNAc beta 1,4-galactosyltransferase, polypeptide 6
403028	0.8073	0.336	0.0014	635369 71	LOC635369 Gpr39	G protein-coupled receptor 39
859596	0.8045	0.3611	0.0045	230738	Zc3h12a	zinc finger CCCH type containing 12A
604038	0.8035	0.3514	0.0297	623781	LOC623781	null
522285	0.8027	1.0012	0.0376	null	null	null
824582	0.7976	0.3372	0.0336	14726	Pdpm	podoplanin
435912	0.7946	0.5594	0.0268	16423	Cd47	CD47 antigen (Rh-related antigen, integrin-associated signal transducer)
743028	0.7931	0.1855	0.0001	58250	Chst11	carbohydrate sulfotransferase 11
920320	0.7923	0.3239	0.0436	56620	Clec4n	C-type lectin domain family 4, member n
372851	0.7899	0.3105	0.0267	108956 19	2210421G13Rik L	RIKEN cDNA 2210421G13 gene
332685	0.7897	0.2489	0.0137	77300	Raph1	Ras association (RalGDS/AF-6) and pleckstrin homology domains 1
627406	0.7891	0.2235	0.0069	52793	ORF9	open reading frame 9
406651	0.7888	0.9639	0.0176	null	null	null
721976	0.7871	2.233	0.0074	545847	LOC545847	null
917377	0.7824	0.3534	0.0175	67860	S100a16	S100 calcium binding protein A16
897268	0.779	0.284	0.0259	217578 62	Baz1a LOC62992C	bromodomain adjacent to zinc finger domain 1A
412516	0.7784	0.3665	0.0237	234725	Zfp612	zinc finger protein 612
604052	0.7695	0.2256	0.0177	320295	C920006O11Rik	RIKEN cDNA C920006O11 gene
459404	0.7675	0.3161	0.0358	18102	Nme1	expressed in non-metastatic cells 1, protein
596044	0.7672	0.2831	0.0027	14104	Fasn	fatty acid synthase



412663	0.7668	1.6191	0.0484	94280	Sfxn3	sideroflexin 3
923767	0.7652	0.204	0.0031	260345 74	LOC260345 49334	RIKEN cDNA 4933424M23 gene
744134	0.7641	1.0803	0.0409	30056	Timm9	translocase of inner mitochondrial membrane 9 homolog (yeast)
469659	0.7638	0.1562	0.0007	13163	Daxx	Fas death domain-associated protein
850042	0.7633	0.3894	0.0157	27049	Etv3	ets variant gene 3
596178	0.756	1.2224	0.0328	16363	Irf2	interferon regulatory factor 2
567409	0.7507	0.2536	0.0245	19739	Rgs9	regulator of G-protein signaling 9
493129	0.7468	0.3106	0.037	100608	Noc4l	nucleolar complex associated 4 homolog (S. cerevisiae)
825717	0.7465	1.4005	0.0094	55989	Nol5	nucleolar protein 5
403894	0.7461	0.2973	0.0317	76901	Phf15	PHD finger protein 15
686636	0.7458	0.3609	0.0259	223697	Unc84b	unc-84 homolog B (C. elegans)
770146	0.7418	0.1958	0.0065	21937	Tnfrsf1a	tumor necrosis factor receptor superfamily, member 1a
705577	0.7415	0.187	0.0014	30953	Schip1	schwannomin interacting protein 1
416006	0.7367	0.2395	0.0245	66362	Exosc3	exosome component 3
485972	0.7349	1.3353	0.0028	15507	Hspb1	heat shock protein 1
912733	0.733	0.0912	0.0000	16423	Cd47	CD47 antigen (Rh-related antigen, integrin-associated signal transducer)
397188	0.7289	0.2939	0.0124	72544	Exosc6	exosome component 6
631715	0.7282	0.1902	0.0184	19731	Rgl1	ral guanine nucleotide dissociation stimulator,-like 1
569769	0.725	0.2368	0.005	100087	Kti12	KTI12 homolog, chromatin associated (S. cerevisiae)
867483	0.7245	1.9522	0.0445	19229	Ptk2b	PTK2 protein tyrosine kinase 2 beta
740095	0.7228	0.894	0.0257	109332	Cdcp1	CUB domain containing protein 1
471371	0.7226	0.2209	0.0255	71776	Tha1	threonine aldolase 1
904646	0.7212	0.5385	0.0253	20641 628	Snrpd1 LOC62880	small nuclear ribonucleoprotein D1
534311	0.7199	0.267	0.0082	72515	Wdr43	WD repeat domain 43
765262	0.7193	0.4067	0.0135	105638	Zcsl2	zinc finger, CSL domain containing 2
916492	0.7183	1.0721	0.0036	57263	Retnlb	resistin like beta
305151	0.7144	0.2643	0.0199	114715	Spred1	sprouty protein with EVH-1 domain 1, related sequence
903569	0.7137	0.2652	0.0278	59014	Rrs1	RRS1 ribosome biogenesis regulator homolog (S. cerevisiae)
532301	0.7028	0.2503	0.0484	233066	AI428936	expressed sequence AI428936
652137	0.7018	0.2518	0.0404	11797	Birc2	baculoviral IAP repeat-containing 2
897828	0.701	0.3722	0.0379	66405	2400002F11Rik	RIKEN cDNA 2400002F11 gene
767075	0.6999	0.2768	0.0219	20439	Siah2	seven in absentia 2
593829	0.6939	1.1045	0.0291	null	null	null
909549	0.6926	0.1337	0.0000	76863	Dcun1d5	DCN1, defective in cullin neddylation 1, domain containing 5 (S. cerevisiae)
347654	0.6925	0.34	0.0308	68493	1110007M04Rik	RIKEN cDNA 1110007M04 gene
909447	0.6862	0.3282	0.0354	52530	Nola2	nucleolar protein family A, member 2
901029	0.6837	0.2559	0.0246	621355 63	LOC621355 LOC6	null

897083	0.6829	0.2754	0.0261	12228 64C	Btg3 LOC640416	B-cell translocation gene 3
890518	0.6813	0.2424	0.0244	101214	G430041M01Rik	RIKEN cDNA G430041M01 gene
695308	0.6796	0.1963	0.043	75234	lbrdc3	IBR domain containing 3
391883	0.6788	0.2537	0.0332	13196	Ddef1	development and differentiation enhancing
513928	0.6784	0.2479	0.014	230678	6330530A05Rik	RIKEN cDNA 6330530A05 gene
439528	0.6767	0.2692	0.0018	66384	Srp19	signal recognition particle 19
388907	0.6747	0.2822	0.0387	102595	AI840980	expressed sequence AI840980
380936	0.6737	0.7321	0.0103	384514	Gm1418	gene model 1418, (NCBI)
434412	0.667	0.2353	0.0248	66583	Exosc1	exosome component 1
552934	0.6655	0.161	0.008	110593	Prdm2	PR domain containing 2, with ZNF domain
927656	0.6619	0.2005	0.021	66895	1300014I06Rik	RIKEN cDNA 1300014I06 gene
408227	0.6571	0.2855	0.0429	56349	Net1	neuroepithelial cell transforming gene 1
551000	0.6571	0.859	0.017	19698	Relb	avian reticuloendotheliosis viral (v-rel) oncogene related B
903217	0.6561	0.3239	0.042	280047 32	LOC280047 LOC3	null
921470	0.6559	0.3679	0.0208	67279	Med31	mediator of RNA polymerase II transcription, subunit 31 homolog (yeast)
710672	0.6549	0.1127	0.0047	67223	2810430M08Rik	RIKEN cDNA 2810430M08 gene
339626	0.6542	0.3056	0.0171	211488	Gm237	gene model 237, (NCBI)
649997	0.6514	0.2214	0.0171	17936	Nab1	Ngfi-A binding protein 1
921416	0.6509	0.1401	0.0002	55942	Sertad1	SERTA domain containing 1
898644	0.6507	0.2083	0.0015	640480	LOC640480	null
516519	0.6442	2.1888	0.0000	633457 62	LOC633457 LOC6	null
496423	0.6437	0.2684	0.0437	13197	Gadd45a	growth arrest and DNA-damage-inducible 45 alpha
591960	0.6434	0.7964	0.0372	117149	Tirap	toll-interleukin 1 receptor (TIR) domain-containing adaptor protein
677265	0.6362	0.9014	0.0226	null	null	null
747309	0.6336	0.1985	0.0208	75957	5033413D16Rik	RIKEN cDNA 5033413D16 gene
511921	0.6311	1.3937	0.038	17872	Myd116	myeloid differentiation primary response gene 116
880738	0.6311	1.025	0.0147	629854 63	LOC629854 LOC6	null
584954	0.623	0.1243	0.0002	211948	E430028B21Rik	RIKEN cDNA E430028B21 gene
901753	0.618	0.1837	0.0167	67738 239	Ppid Lamp3	peptidylprolyl isomerase D (cyclophilin D) lysosomal-associated membrane protein 3
540278	0.6169	0.3706	0.027	12048	Bcl2l1	Bcl2-like 1
895391	0.6167	0.2358	0.0101	null	null	null
339449	0.6151	0.3413	0.0375	108121	U2af1	U2 small nuclear ribonucleoprotein auxiliary factor (U2AF) 1
339551	0.6137	0.2305	0.0382	121022	Mrps6	mitochondrial ribosomal protein S6
931467	0.6112	0.1406	0.0062	12042	Bcl10	B-cell leukemia/lymphoma 10
326480	0.603	0.162	0.0104	70617	5730508B09Rik	RIKEN cDNA 5730508B09 gene
464695	0.6015	0.1897	0.0196	78781	Zc3hav1	zinc finger CCCH type, antiviral 1



900977	0.6014	0.5868	0.0488	434586	LOC434586	null
457831	0.6006	0.2143	0.0058	70186	2310056P07Rik	RIKEN cDNA 2310056P07 gene
453402	0.6001	0.1851	0.0068	21819	Tgn	thyroglobulin
512406	0.595	0.6367	0.0083	11731	Ang2	angiogenin, ribonuclease A family, member 2
384930	0.5941	0.1526	0.0147	21789	Tfpi2	tissue factor pathway inhibitor 2
679846	0.5936	1.6312	0.0143	null	null	null
873820	0.5933	0.1902	0.0153	21872	Tjp1	tight junction protein 1
902685	0.593	0.1928	0.0379	22146	Tuba6	tubulin, alpha 6
830310	0.5919	0.9091	0.034	630952	LOC630952	null
747095	0.591	0.7706	0.0454	null	null	null
743155	0.5868	0.2056	0.046	19385	Ranbp1	RAN binding protein 1
919030	0.5817	0.2096	0.0403	101612	Grwd1	glutamate-rich WD repeat containing 1
474293	0.5618	0.2194	0.0454	66275	1810009K13Rik	RIKEN cDNA 1810009K13 gene
453370	0.5504	0.1851	0.044	30935	Tor3a	torsin family 3, member A
594424	0.543	0.1888	0.0409	72542	2610528A17Rik	RIKEN cDNA 2610528A17 gene
744720	0.5421	0.6943	0.0497	17470	Cd200	Cd200 antigen
460158	0.5378	0.1108	0.0055	69104	3/05/09	membrane-associated ring finger (C3HC4) 5
700739	0.5307	0.7164	0.0114	228140	Tnks1bp1	tankyrase 1 binding protein 1
621903	0.5284	0.1554	0.0167	69072	Ebna1bp2	EBNA1 binding protein 2
915478	0.5246	0.6874	0.0334	80879	Slc16a3	solute carrier family 16 (monocarboxylic acid transporters), member 3
801941	0.5229	0.7985	0.0247	60532	Wtap	Wilms' tumour 1-associating protein
579825	0.512	0.1705	0.0319	19385	Ranbp1	RAN binding protein 1
761287	0.508	0.1341	0.0163	16329	Inpp1	inositol polyphosphate-1-phosphatase
515794	0.5019	0.1401	0.0352	12192	Zfp3611	zinc finger protein 36, C3H type-like 1
653727	0.4944	0.1381	0.0293	21885	Tle1	transducin-like enhancer of split 1, homolog of Drosophila E(spl)
847836	0.4918	0.9168	0.0126	14941	Gzmd	granzyme D
542670	0.4891	0.6348	0.0144	71526	9030607J07Rik	RIKEN cDNA 9030607J07 gene
607662	0.4887	0.1754	0.0358	106489	5630401J11Rik	RIKEN cDNA 5630401J11 gene
773048	0.4848	1.8052	0.0442	null	null	null
781741	0.4847	0.8869	0.0167	328329	Mast4	microtubule associated serine/threonine kinase family member 4
902773	0.4767	0.1259	0.0137	15502	Dnaja1	DnaJ (Hsp40) homolog, subfamily A, member 1
900707	0.4756	0.1868	0.0458	30058	Timm8a	translocase of inner mitochondrial membrane 8 homolog a (yeast)
882127	0.4656	0.8532	0.0294	72749	Nfkbil2	nuclear factor of kappa light polypeptide gene enhancer in B-cells inhibitor-like 2
842516	0.4622	1.5285	0.0221	null	null	null
332928	0.461	1.0253	0.0007	24055	Sh3bp2	SH3-domain binding protein 2
411078	0.4464	0.7493	0.0457	434025 24	LOC434025 LOC2	null

389103	0.4442	1.0345	0.0454	68965	1500010G04Rik	RIKEN cDNA 1500010G04 gene
421486	0.4245	1.5196	0.0313	null	null	null
499720	0.405	0.7445	0.0121	67760	Slc38a2	solute carrier family 38, member 2
761822	0.3985	1.1266	0.0323	null	null	null
694842	0.3972	1.0631	0.0196	503610	Zdhhc18	zinc finger, DHHC domain containing 18
393948	0.3817	0.5768	0.0309	16172	Il17r	interleukin 17 receptor
761065	0.3738	2.2711	0.0381	18087	Nktr	natural killer tumor recognition sequence
352327	0.3655	1.4505	0.0396	223626	4930572J05Rik	RIKEN cDNA 4930572J05 gene
804123	0.3649	1.8152	0.0019	21817	Tgm2	transglutaminase 2, C polypeptide
535718	0.3517	1.9798	0.0322	null	null	null
760389	0.3482	1.3101	0.0463	245347	LOC245347	null
338509	0.338	1.3935	0.0402	28042	D5Wsu178e	DNA segment, Chr 5, Wayne State University 178, expressed
882550	0.3365	1.2411	0.0333	null	null	null
465059	0.3344	0.6277	0.0337	320878	Mical2	microtubule associated monooxygenase, calponin and LIM domain containing 2
308723	0.3276	1.5094	0.0369	245843	4632417D23Rik	RIKEN cDNA 4632417D23 gene
603493	0.3257	0.9765	0.0196	239102	Zfhx2	zinc finger homeobox 2
680041	0.3092	1.3314	0.0287	104445	Cdc42ep1	CDC42 effector protein (Rho GTPase binding) 1
666365	0.3041	0.8426	0.0231	235036	Ppan	peter pan homolog (Drosophila)
549727	0.282	2.4866	0.0252	23879	Fxr2h	fragile X mental retardation gene 2, autosomal homolog
882272	0.282	0.7464	0.0396	53416	Stk39	serine/threonine kinase 39, STE20/SPS1 homolog (yeast)
731474	0.2819	1.5565	0.0376	103207	AI426953	expressed sequence AI426953
439570	0.2636	1.6963	0.0337	24059	Slco2a1	solute carrier organic anion transporter family, member 2a1
622381	0.2575	1.4038	0.0485	245376	LOC245376	null
356571	0.2551	1.3551	0.0256	627697	LOC627697	null
614063	0.2387	0.9296	0.0277	210973	Kbtbd2	kelch repeat and BTB (POZ) domain containing 2
820050	0.2141	1.0327	0.0128	21414	Tcf7	transcription factor 7, T-cell specific
707674	0.2093	1.411	0.0323	27984	Efh2	EF hand domain containing 2
902058	0.2048	1.1472	0.0355	15969 15969	Ifna6 Ifna7 Ifna5	interferon alpha family, gene 6 interferon alpha family, gene 7 interferon alpha family, gene 5
484731	0.2021	2.2538	0.0314	50493	Txnrd1	thioredoxin reductase 1
903441	0.1989	1.5327	0.0187	634516	LOC634516	null
449860	0.1976	1.1926	0.0372	71020	Spats1	spermatogenesis associated, serine-rich 1
541169	0.1869	1.7391	0.031	554161	AA438147	expressed sequence AA438147
734987	0.1862	1.291	0.0457	22770	Zhx1	zinc fingers and homeoboxes protein 1
464424	0.1845	0.9269	0.0265	22035	Tnfsf10	tumor necrosis factor (ligand) superfamily, member 10
657549	0.173	0.7288	0.0094	620357 620357 LOC620357 LOC620357	LOC620357 LOC620357	null

795575	0.1688	0.4895	0.0351	333184	LOC333184	null
468646	0.1624	1.204	0.0119	19268	Ptpf	protein tyrosine phosphatase, receptor type, F
610405	0.1618	1.1378	0.0264	216344	Rab21	RAB21, member RAS oncogene family
427438	0.1578	1.9429	0.0093	638897 62	LOC638897 LOC6	maltase-glucoamylase
896758	0.1485	0.8322	0.0199	620216 63	LOC620216 LOC6	null
901221	0.1419	1.1407	0.0389	93762 545	Smarca5 LOC5457	SWI/SNF related, matrix associated, actin dependent regulator of chromatin, subfamily a, member 5
891214	0.1402	0.6879	0.0418	208677	Creb3l3	cAMP responsive element binding protein 3-like 3
600220	0.1251	0.8223	0.0003	20352	Sema4b	cytoplasmic domain, (semaphorin) 4B
334034	0.1103	1.0029	0.0487	17999	Nedd4	neural precursor cell expressed, developmentally down-regulated gene 4
819189	0.1048	0.5766	0.0015	56030	D1Bwg0491e	DNA segment, Chr 1, Brigham & Women's Genetics 0491 expressed
460337	0.0924	1.2923	0.014	null	null	null
601167	0.0797	1.8005	0.0422	null	null	null
856479	0.0683	0.5856	0.0431	66409	Rsl1d1	ribosomal L1 domain containing 1
728648	0.0606	1.2958	0.0148	103554	Psme4	proteasome (prosome, macropain) activator subunit 4
911573	0.0543	1.0049	0.0021	56349	Net1	neuroepithelial cell transforming gene 1
609748	0.0503	1.3395	0.0271	70354	3110001I20Rik	RIKEN cDNA 3110001I20 gene
916361	0.0466	0.844	0.0292	13641	Efnb1	ephrin B1
371118	0.0441	1.085	0.0474	17755	Mtap1b	microtubule-associated protein 1 B
863672	0.0433	0.8178	0.0194	11308	Abi1	abl-interactor 1
898366	0.0238	1.6401	0.0125	11465	Actg1	actin, gamma, cytoplasmic 1
637150	0.0229	1.6327	0.0496	15926	ldh1	isocitrate dehydrogenase 1 (NADP+), soluble
899105	0.0108	1.1549	0.0215	637785	LOC637785	null
709194	0.0106	0.82	0.0308	619984 20	LOC619984 Sprr2	small proline-rich protein 2A small proline-rich protein 2B
879998	0.0091	1.7094	0.0194	101943	Sf3b3	splicing factor 3b, subunit 3
496991	-0.0046	1.3192	0.0482	27374	Skb1	SKB1 homolog (S. pombe)
391087	-0.0061	0.6895	0.0189	72269	Cda	cytidine deaminase
620479	-0.0094	1.001	0.0319	380928	Lmo7	LIM domain only 7
515217	-0.0287	2.667	0.0000	633587 43	LOC633587 LOC4	null
841989	-0.0339	1.6408	0.0499	76843	Dtl	denticleless homolog (Drosophila)
616119	-0.0391	1.3037	0.0042	20399	Sh2bpsm1	SH2-B PH domain containing signaling mediator 1
715876	-0.0451	0.9902	0.0389	17698	Msn	moesin
576556	-0.0602	1.1192	0.0052	634430	LOC634430	null
460815	-0.068	1.4803	0.0465	56491	Vapb	vesicle-associated membrane protein, associated protein B and C
497026	-0.0887	1.6724	0.0189	21873	Tjp2	tight junction protein 2
880942	-0.1088	0.8542	0.0378	22041	Trf	transferrin

378636	-0.1178	1.0924	0.0459	230770	Tmem39b	transmembrane protein 39b
901181	-0.1261	1.2739	0.0186	null	null	null
477364	-0.1289	1.4669	0.0489	14815	Nr3c1	nuclear receptor subfamily 3, group C, member 1
651840	-0.1479	1.4969	0.035	319974	Auts2	autism susceptibility candidate 2
897263	-0.1504	1.0799	0.0029	null	null	null
850724	-0.1599	1.0891	0.0155	72778	2810451A06Rik	RIKEN cDNA 2810451A06 gene
479781	-0.1663	0.4646	0.0212	213990	Centg3	centaurin, gamma 3
847906	-0.1831	1.6096	0.0496	110157	Raf1	v-raf-leukemia viral oncogene 1
828382	-0.1862	0.8563	0.049	74006	Dnm1l	dynamamin 1-like
447659	-0.1868	2.038	0.0276	78914	Nadsyn1	NAD synthetase 1
510118	-0.1869	1.6262	0.0278	54722	Dfna5h	deafness, autosomal dominant 5 homolog (human)
790266	-0.1887	0.8622	0.0366	77929	Yipf6	Yip1 domain family, member 6
354599	-0.2055	1.4	0.0344	null	null	null
871289	-0.2059	0.7649	0.0007	76787	2410127E16Rik	RIKEN cDNA 2410127E16 gene
437463	-0.2108	1.0175	0.0466	226153	Peo1	progressive external ophthalmoplegia 1 (human)
782998	-0.2245	1.0803	0.0186	56217	Mpp5	membrane protein, palmitoylated 5 (MAGUK p55 subfamily member 5)
801657	-0.2278	1.7981	0.0489	13831	Epc1	enhancer of polycomb homolog 1 (Drosophila)
786861	-0.2342	1.37	0.0258	277414	Trp53i11	Trp53 inducible protein 11
497944	-0.2357	1.3809	0.0371	238418	LOC238418	null
301691	-0.2522	2.1029	0.0288	97212	Hadha	hydroxyacyl-Coenzyme A dehydrogenase/3-ketoacyl-Coenzyme A thiolase/enoyl-Coenzyme A hydratase (trifunctional protein), alpha subunit
520184	-0.2693	1.2429	0.0413	76130	Las1l	LAS1-like (S. cerevisiae)
590082	-0.271	1.0362	0.0000	16116	Igk-V32	immunoglobulin kappa chain variable 32 (V32)
389354	-0.2774	0.8975	0.03	67713	Dnajc19	DnaJ (Hsp40) homolog, subfamily C, member 19
888897	-0.2796	1.4626	0.0369	22337	Vdr	vitamin D receptor
483679	-0.2845	0.4867	0.0204	320973	D330023K18Rik	RIKEN cDNA D330023K18 gene
379964	-0.2858	0.9836	0.0152	631129	LOC631129	null
370820	-0.2876	2.1136	0.0466	null	null	null
408639	-0.2911	1.1324	0.0293	269344	EiI3	elongation factor RNA polymerase II-like 3
902338	-0.293	0.8973	0.0446	638099 62	LOC638099 LOC6	null
628682	-0.2979	0.6244	0.0347	170770	Bbc3	Bcl-2 binding component 3
513594	-0.3023	1.1332	0.018	217980	Larp5	La ribonucleoprotein domain family, member 5
858933	-0.3036	1.4111	0.0418	140741	Gpr6	G protein-coupled receptor 6
759175	-0.3213	1.8736	0.0338	72106	2610003J06Rik	RIKEN cDNA 2610003J06 gene
351320	-0.3235	1.2847	0.0482	17216	Mcm2	minichromosome maintenance deficient 2 mitotin (S. cerevisiae)
672227	-0.3247	1.5838	0.0209	27409	Abcg5	ATP-binding cassette, sub-family G (WHITE), member 5
881601	-0.3516	1.4027	0.0464	546779	LOC546779	null

821658	-0.3809	1.1398	0.0257	235952	Gm189	gene model 189, (NCBI)
658972	-0.3851	1.3609	0.0466	20531	Slc34a2	solute carrier family 34 (sodium phosphate), member 2
467927	-0.4268	0.5617	0.0302	15111	Hand2	heart and neural crest derivatives expressed transcript 2
489094	-0.4287	0.558	0.0123	20342	Selenbp2	selenium binding protein 2
520249	-0.4328	0.5429	0.0213	69188	Mll5	myeloid/lymphoid or mixed-lineage leukemia 5
702428	-0.4347	0.118	0.0368	106564	Ppcs	phosphopantothenoylcysteine synthetase
542473	-0.4365	0.0828	0.0136	21401	Tcea3	transcription elongation factor A (SII), 3
689073	-0.4428	0.1099	0.0281	230145	Galnt12	UDP-N-acetyl-alpha-D-galactosamine:polypeptide N-acetylgalactosaminyltransferase 12
453739	-0.4516	0.1573	0.0387	66863	Lztr1	leucine-zipper-like transcriptional regulator, 1
386732	-0.4584	0.0945	0.0157	67826	1110031B06Rik	RIKEN cDNA 1110031B06 gene
383491	-0.4641	1.7825	0.0418	56407	Trpc4ap	transient receptor potential cation channel, subfamily C, member 4 associated protein
675455	-0.4645	0.8018	0.0471	67087	Ctnnbip1	catenin beta interacting protein 1
501134	-0.4649	1.1995	0.0352	71101	4933407H18Rik	RIKEN cDNA 4933407H18 gene
692710	-0.4654	1.4546	0.0442	76072	Rnf183	ring finger protein 183
360661	-0.4665	0.1312	0.0103	11534	Adk	adenosine kinase
751106	-0.4722	1.4655	0.0436	26889	Cln8	ceroid-lipofuscinosis, neuronal 8
918576	-0.4757	0.1496	0.0436	13185	Dscr3	Down syndrome critical region gene 3
865694	-0.4924	1.9932	0.0338	20133	Rrm1	ribonucleotide reductase M1
780034	-0.4929	1.1403	0.0498	99650	4933434E20Rik	RIKEN cDNA 4933434E20 gene
759163	-0.4936	0.1523	0.0497	76491	1810013B01Rik	RIKEN cDNA 1810013B01 gene
567598	-0.4946	0.1227	0.0303	76608	Hectd3	HECT domain containing 3
778879	-0.4984	1.295	0.0321	66371	2310010I16Rik	RIKEN cDNA 2310010I16 gene
556113	-0.5097	2.2428	0.0192	13823	Epb4.113	erythrocyte protein band 4.1-like 3
400553	-0.5114	0.1493	0.0483	69537	Dnase111	deoxyribonuclease 1-like 1
726642	-0.5119	0.1618	0.0334	233913	BC017158	cDNA sequence BC017158
549284	-0.5123	0.1562	0.0126	11826	Aqp1	aquaporin 1
929387	-0.5147	0.118	0.0085	633081 77	LOC633081 C3300219	RIKEN cDNA C3300219 gene
803791	-0.5189	0.2531	0.0411	18260	Ocln	occludin
559176	-0.5195	1.0983	0.0389	80283	Abtb1	ankyrin repeat and BTB (POZ) domain containing 1
436433	-0.5205	0.1436	0.0146	20500	Slc13a2	solute carrier family 13 (sodium-dependent dicarboxylate transporter), member 2
848004	-0.5211	0.1624	0.0476	108705	Pttg1ip	pituitary tumor-transforming 1 interacting protein
726323	-0.5274	1.3677	0.0049	56643	Slc15a1	solute carrier family 15 (oligopeptide transporter), member 1
762760	-0.5329	0.1654	0.038	218978	D14Ert436e	DNA segment, Chr 14, ERATO Doi 436, expressed
550398	-0.5332	1.8294	0.0442	81014	V1rd4	vomeroneasal 1 receptor, D4

476624	-0.5366	0.1962	0.0371	56032	Tusc4	tumor suppressor candidate 4
613941	-0.5409	0.1495	0.0217	98766	Ubadc1	ubiquitin associated domain containing 1
370619	-0.5421	0.7389	0.0406	97998	Depdc6	DEP domain containing 6
738261	-0.5465	0.1752	0.0434	170833	Hook2	hook homolog 2 (Drosophila)
384555	-0.547	0.783	0.0446	26364	Cd97	CD97 antigen
465525	-0.5498	0.1041	0.0021	232078	BC051244	cDNA sequence BC051244
907901	-0.5501	0.1727	0.0331	56794	1600020H07Rik	RIKEN cDNA 1600020H07 gene
486737	-0.5505	0.1813	0.0148	74334	Ranbp10	RAN binding protein 10
535585	-0.5542	0.1752	0.0305	72054	Cyp4f18	cytochrome P450, family 4, subfamily f, polypeptide 18
695429	-0.5545	1.0009	0.0182	21841	Tia1	cytotoxic granule-associated RNA binding protein 1
493899	-0.559	0.1769	0.012	212439	AA986860	expressed sequence AA986860
619510	-0.5607	0.1554	0.0138	170761	Pdzk2	PDZ domain containing 2
630598	-0.562	0.1634	0.0338	235323	Usp28	ubiquitin specific peptidase 28
646544	-0.5624	0.2071	0.0438	23992	Prkra	protein kinase, interferon inducible double stranded RNA dependent activator
401345	-0.5653	0.1327	0.0163	66664	Tmem41a	transmembrane protein 41a
346749	-0.5659	1.3752	0.0399	170835	Pib5pa	phosphatidylinositol (4,5) bisphosphate 5-phosphatase, A
798311	-0.5672	0.8929	0.0485	66194	Pycl1	pyrroline-5-carboxylate reductase-like
374901	-0.5709	1.2759	0.0166	19719	Rfng	radical fringe gene homolog (Drosophila)
755610	-0.5711	1.8142	0.0052	26416	Mapk14	mitogen activated protein kinase 14
446128	-0.5743	0.1571	0.0302	20443	St3gal4	ST3 beta-galactoside alpha-2,3-sialyltransferase 4
333586	-0.5748	0.2055	0.0361	11512	Adcy6	adenylate cyclase 6
371084	-0.582	0.2082	0.0318	71706	1200006F02Rik	RIKEN cDNA 1200006F02 gene
557618	-0.5845	0.2303	0.0454	11920	Atm	ataxia telangiectasia mutated homolog (human)
629693	-0.5881	0.2166	0.0452	66513	Map3k7ip1	mitogen-activated protein kinase kinase kinase 7 interacting protein 1
820860	-0.5882	0.1109	0.0009	71767	Tysnd1	trypsin domain containing 1
396384	-0.5904	0.1573	0.0017	16565	Kif21b	kinesin family member 21B
582141	-0.5971	1.5095	0.0193	68137	Kdelr1	KDEL (Lys-Asp-Glu-Leu) endoplasmic reticulum protein retention receptor 1
481078	-0.5982	0.1533	0.0032	75747	Sesn3	sestrin 3
319983	-0.6039	0.1242	0.0084	67528	Nudt7	nudix (nucleoside diphosphate linked moiety X)-type motif 7
869338	-0.6039	1.0711	0.0003	240025	Dact2	dapper homolog 2, antagonist of beta-catenin (xenopus)
547361	-0.6101	0.1649	0.0031	19934	Rpl22	ribosomal protein L22
738417	-0.6106	1.1175	0.0271	380793	Igh-1a	immunoglobulin heavy chain 1a (serum IgG2a)
576656	-0.611	0.1997	0.0481	622434 63	LOC622434 LOC6	RIKEN cDNA 4631416L12 gene
910820	-0.6119	0.2168	0.0048	74137	Nuak2	NUAK family, SNF1-like kinase, 2
495832	-0.6137	0.2104	0.0347	null	null	null
528378	-0.6141	0.17	0.0215	272347	Zfp398	zinc finger protein 398
674965	-0.6207	0.2001	0.0025	73172	3110037116Rik	RIKEN cDNA 3110037116 gene

474982	-0.6231	0.206	0.002	238463	Tubal3	tubulin, alpha-like 3
306756	-0.6313	0.1884	0.0064	74091	Npl	N-acetylneuraminase pyruvate lyase
931097	-0.6313	0.0927	0.0000	69698	2310046K01Rik	RIKEN cDNA 2310046K01 gene
675341	-0.6322	0.2676	0.0234	14628	Ostm1	osteopetrosis associated transmembrane protein 1
356630	-0.6325	0.1795	0.0193	16886	Limk2	LIM motif-containing protein kinase 2
743990	-0.634	0.1178	0.0002	74442	4933405A16Rik	RIKEN cDNA 4933405A16 gene
921644	-0.6344	0.9232	0.0346	66158 553	Cxx1a Cxx1b	CAAX box 1 homolog A (human) CAAX box 1 homolog B (human)
693776	-0.6345	0.2051	0.0005	53315	Sult1d1	sulfotransferase family 1D, member 1
464591	-0.6404	0.827	0.0317	66868	Mfsd1	major facilitator superfamily domain containing 1
401634	-0.643	1.6262	0.0273	16993	Lta4h	leukotriene A4 hydrolase
910392	-0.644	0.1677	0.001	108645	Mat2b	methionine adenosyltransferase II, beta
506338	-0.6452	0.185	0.0249	433711	LOC433711	null
754078	-0.6484	0.9189	0.0287	68038	3110023E09Rik	RIKEN cDNA 3110023E09 gene
447678	-0.6566	0.2112	0.0014	67063	2810432L12Rik	RIKEN cDNA 2810432L12 gene
454362	-0.6572	1.6623	0.0106	null	null	null
366698	-0.6574	0.1988	0.037	210582	Gm1	gene model 1, (NCBI)
425013	-0.6597	0.1616	0.0049	73825	1110018J12Rik	RIKEN cDNA 1110018J12 gene
506609	-0.6638	0.1413	0.0041	67307	3110049J23Rik	RIKEN cDNA 3110049J23 gene
517181	-0.6696	0.2184	0.0029	17309	Mgat3	mannoside acetylglucosaminyltransferase 3
579705	-0.6716	1.1139	0.0042	70737	Cgn	cingulin
686778	-0.6745	0.2325	0.0253	59031	Chst12	carbohydrate sulfotransferase 12
807657	-0.6779	0.1873	0.0005	12579	Cdkn2b	cyclin-dependent kinase inhibitor 2B (p15, inhibits CDK4)
883027	-0.6796	1.9137	0.0307	624622 63	LOC624622 LOC6	null
399435	-0.6805	0.2478	0.0419	72552	Hsd1l	hydroxysteroid dehydrogenase like 1
486951	-0.6823	0.1488	0.005	217695	Zfyve1	zinc finger, FYVE domain containing 1
687426	-0.6831	0.1811	0.001	72549	2700029E10Rik	RIKEN cDNA 2700029E10 gene
527011	-0.6876	0.1929	0.009	66182	Arfl4	ADP-ribosylation factor 4-like
697725	-0.6918	1.7304	0.0087	null	null	null
601252	-0.6932	1.2354	0.0241	630249 63	LOC630249 LOC6	null
341754	-0.7003	0.2111	0.0115	72749	Nfkbil2	nuclear factor of kappa light polypeptide gene enhancer in B-cells inhibitor-like 2
347179	-0.7007	0.8539	0.0165	239570	AW124722	expressed sequence AW124722
346883	-0.7013	0.1626	0.0002	null	null	null
346582	-0.7049	0.1643	0.0003	74134	Cyp2s1	cytochrome P450, family 2, subfamily s, polypeptide 1
554580	-0.7057	0.3099	0.0053	14661	Glud1	glutamate dehydrogenase 1
373880	-0.706	0.2927	0.0004	11668	Aldh1a1	aldehyde dehydrogenase family 1, subfamily A1
589069	-0.707	1.2267	0.0174	243300	6430598A04Rik	RIKEN cDNA 6430598A04 gene



788029	-0.7077	0.2804	0.0013	13350	Dgat1	diacylglycerol O-acyltransferase 1
437166	-0.7141	0.2584	0.0399	216805	Flcn	folliculin
755684	-0.7166	0.3042	0.0462	171567	Nme7	non-metastatic cells 7, protein expressed in
906590	-0.7173	0.1025	0.0000	228607	D430028G21Rik	RIKEN cDNA D430028G21 gene
713384	-0.7177	0.9766	0.0407	554160	BB283564	expressed sequence BB283564
932509	-0.719	0.1734	0.0054	77809	Lrrc42	leucine rich repeat containing 42
534870	-0.7201	0.7322	0.0194	52710	Gpr172b	G protein-coupled receptor 172B
513741	-0.7237	0.2336	0.0065	217732	2310044G17Rik	RIKEN cDNA 2310044G17 gene
486658	-0.7248	1.5423	0.048	77505	8030491N06Rik	RIKEN cDNA 8030491N06 gene
696382	-0.7249	0.1976	0.0031	56196	Ttrap	Traf and Tnf receptor associated protein
931008	-0.7278	0.2559	0.0122	66948	Acad8	acyl-Coenzyme A dehydrogenase family, member 8
799090	-0.7279	0.2855	0.0372	231803	Bcdin3	bin3, bicoid-interacting 3, homolog (Drosophila)
915902	-0.7308	1.3433	0.0425	632654 16	LOC632654 Igh-4	immunoglobulin heavy chain 4 (serum IgG1) immunoglobulin heavy chain (J558 family)
368751	-0.7337	0.1181	0.0006	71597	9130012O13Rik	RIKEN cDNA 9130012O13 gene
326564	-0.736	0.2741	0.0315	268294	Zbtb24	zinc finger and BTB domain containing 24
323513	-0.7368	0.267	0.0236	54218	B3galt4	UDP-Gal:betaGalNAc beta 1,3-galactosyltransferase, polypeptide 4
560606	-0.7373	0.2023	0.0042	102632	5730439E10Rik	RIKEN cDNA 5730439E10 gene
434211	-0.7382	0.3459	0.0471	333433	Gpd1l	glycerol-3-phosphate dehydrogenase 1-like
924461	-0.7417	0.2863	0.0413	170772	Glcci1	glucocorticoid induced transcript 1
630707	-0.7431	0.2537	0.0059	211255	Kbtbd7	kelch repeat and BTB (POZ) domain containing 7
894849	-0.746	0.3346	0.04	635506	LOC635506	null
509857	-0.7468	0.2676	0.0494	null	null	null
670432	-0.7469	0.2758	0.0339	72154	2610020C11Rik	RIKEN cDNA 2610020C11 gene
709885	-0.747	0.2463	0.0186	66822	Fbxo25	F-box only protein 25
550392	-0.7474	2.5041	0.0031	26417	Mapk3	mitogen activated protein kinase 3
694979	-0.7505	0.1771	0.0008	22238	Ugt2b5	UDP glucuronosyltransferase 2 family, polypeptide B5
907248	-0.7513	0.3108	0.0325	22236 394	Ugt1a2 Ugt1a5 Ug	glucuronosyltransferase 1 family, poly
913121	-0.7523	0.3005	0.0224	68839	Ankrd46	ankyrin repeat domain 46
358886	-0.7536	0.301	0.0059	227154	Als2cr2	amyotrophic lateral sclerosis 2 (juvenile) chromosome region, candidate 2 (human)
487751	-0.7538	0.2686	0.0393	80751	Rnf34	ring finger protein 34
665025	-0.7575	0.1906	0.001	72535	Aldh1b1	aldehyde dehydrogenase 1 family, member B1
530589	-0.7588	0.3647	0.0353	12159	Bmp4	bone morphogenetic protein 4



552069	-0.7588	0.2769	0.0371	235534	Acpl2	acid phosphatase-like 2
910301	-0.7595	0.6372	0.0446	103694	Tmed4	transmembrane emp24 protein transport domain containing 4
636633	-0.7607	0.2622	0.002	null	null	null
911303	-0.7607	0.1985	0.0075	76967	2700049A03Rik	RIKEN cDNA 2700049A03 gene
593436	-0.762	0.1742	0.005	71971	Zswim1	zinc finger, SWIM domain containing 1
420076	-0.7623	0.637	0.0409	19043	Ppm1b	protein phosphatase 1B, magnesium dependent, beta isoform
365297	-0.7671	0.1968	0.0017	54722	Dfna5h	deafness, autosomal dominant 5 homolog (human)
356323	-0.7675	0.2608	0.0487	241732	Tspyl3	TSPY-like 3
737225	-0.7712	0.3515	0.0472	60363	Cldn15	claudin 15
791963	-0.7719	1.1374	0.032	230761	BC039093	cDNA sequence BC039093
767850	-0.7776	0.322	0.0016	216190	Dip3b	Dip3 beta
476954	-0.7792	0.7179	0.0331	22276	Uros	uroporphyrinogen III synthase
						RIKEN cDNA 9030605104 gene expressed sequence AI987692 RIKEN cDNA
362843	-0.7793	0.2895	0.0389	74548 3319030605104Rik AI987692	9930109F21 gene	
340535	-0.7821	0.1739	0.0005	227377	Farp2	FERM, RhoGEF and pleckstrin domain protein 2
335834	-0.7874	0.3015	0.0269	22248	Unc119	unc-119 homolog (C. elegans)
531724	-0.7899	0.2393	0.0001	101202	AI987662	expressed sequence AI987662
865379	-0.7914	0.2329	0.0009	75735	Pank1	pantothenate kinase 1
921473	-0.7946	0.3428	0.0319	319583	Lig4	ligase IV, DNA, ATP-dependent
444993	-0.7967	0.2772	0.0000	19329	Rab17	RAB17, member RAS oncogene family
457021	-0.7971	0.2719	0.0244	56317	Anapc7	anaphase promoting complex subunit 7
401163	-0.8013	0.2955	0.0007	108099	Prkag2	protein kinase, AMP-activated, gamma 2 non-catalytic subunit
331583	-0.8026	0.3029	0.002	72071	2010315B03Rik	RIKEN cDNA 2010315B03 gene
890219	-0.8067	0.213	0.0059	232089	Rbed1	RNA binding motif and ELMO domain 1
506953	-0.8074	0.3307	0.0262	68646	1110020G09Rik	RIKEN cDNA 1110020G09 gene
560452	-0.8078	0.3694	0.0303	50776	Polg2	polymerase (DNA directed), gamma 2, accessory subunit
406844	-0.8094	0.3963	0.0401	244962	Snx14	sorting nexin 14
335731	-0.8099	0.2479	0.0137	408054	BC028801	cDNA sequence BC028801
393890	-0.8121	0.2807	0.0095	109934	Abr	active BCR-related gene
735371	-0.8124	0.6592	0.0081	18624	Pep4	peptidase 4
						protein tyrosine phosphatase, receptor-type, F interacting protein, binding protein 2
907104	-0.8124	0.1865	0.0000	19024	Ppfibp2	
544174	-0.8165	0.1866	0.0018	18441	P2ry1	purinergic receptor P2Y, G-protein coupled 1
574774	-0.8171	0.3581	0.0376	102680	Xtrp3s1	X transporter protein 3 similar 1 gene
796639	-0.8204	0.3735	0.0479	17948	Birc1b	baculoviral IAP repeat-containing 1b
803271	-0.8234	0.2265	0.0019	109857	Cbr3	carbonyl reductase 3
402353	-0.8267	0.3234	0.047	74463	4933417E01Rik	RIKEN cDNA 4933417E01 gene

472351	-0.8268	0.2179	0.0137	67538	Zswim3	zinc finger, SWIM domain containing 3
923354	-0.8271	0.1427	0,0000	68778	1110038D17Rik	RIKEN cDNA 1110038D17 gene v-erb-b2 erythroblastic leukemia viral oncogene homolog 2, neuro/glioblastoma
912776	-0.8273	0.2448	0.0029	13866	ErbB2	derived oncogene homolog (avian)
920753	-0.8285	0.1805	0.0022	107723	Slc12a6	solute carrier family 12, member 6
699266	-0.8302	1.7012	0.0498	null	null	null
584256	-0.8308	0.2186	0,0000	11847	Arg2	arginase type II
457013	-0.8312	0.2445	0.01	22757	Zfp95	zinc finger protein 95
821644	-0.8377	0.1589	0,0000	15446	Hpgd	hydroxyprostaglandin dehydrogenase 15 (NAD)
932394	-0.8386	0.4825	0.0239	547348 63	H2-T3-like LOC637	histocompatibility 2, T region locus 18 histocompatibility 2, T region locus 3
711413	-0.8407	0.2852	0.0232	623586 63	LOC623586 LOC6	ring finger protein 170
638154	-0.8411	0.2597	0.0201	171580	Mical1	microtubule associated monooxygenase, calponin and LIM domain containing 1
302328	-0.845	0.152	0.0002	70382	Kctd2	potassium channel tetramerisation domain containing 2
561034	-0.8459	0.304	0.0206	102105	AI481772	expressed sequence AI481772
413216	-0.8462	0.1992	0.0007	67235	Zfp99	zinc finger protein 99
730858	-0.8472	0.2242	0.0041	22183	U2af1-rs1	U2 small nuclear ribonucleoprotein auxiliary factor (U2AF) 1, related sequence 1
586315	-0.8479	0.275	0.0038	59038	Pxmp4	peroxisomal membrane protein 4
760220	-0.8484	0.3067	0.0325	73680	2410081M15Rik	RIKEN cDNA 2410081M15 gene
472781	-0.8498	0.1966	0,0000	13370	Dio1	deiodinase, iodothyronine, type I
676308	-0.8517	0.5231	0.0493	102193	Zdhhc7	zinc finger, DHHC domain containing 7
386163	-0.855	0.1639	0,0000	74048	4632428N05Rik	RIKEN cDNA 4632428N05 gene O-linked N-acetylglucosamine (GlcNAc) transferase (UDP-N-
489722	-0.8591	0.3199	0.0014	108155	Ogt	acetylglucosamine:polypeptide-N-acetylglucosaminyl transferase)
397018	-0.8611	0.4138	0.0006	239393	Lrp12	low density lipoprotein-related protein 12
700170	-0.8611	1.197	0.0052	14605	Tsc22d3	TSC22 domain family 3
468088	-0.8647	0.9534	0.0248	66355 64	Gmpr LOC640998	guanosine monophosphate reductase
460372	-0.8656	0.1852	0,0000	66985	Rassf7	Ras association (RalGDS/AF-6) domain family 7
782988	-0.8663	0.3083	0.0183	231147	Sh3tc1	SH3 domain and tetratricopeptide repeats 1
455295	-0.877	0.2849	0.0083	269423	3110057O12Rik	RIKEN cDNA 3110057O12 gene
467197	-0.8808	0.4047	0.0473	null	null	null
589014	-0.8818	0.2787	0.0048	229906	Gtf2b	general transcription factor IIB
718044	-0.8848	0.3461	0.0057	433771	2310028O11Rik	RIKEN cDNA 2310028O11 gene
690311	-0.8873	0.327	0.0128	14385	Slc37a4	solute carrier family 37 (glycerol-6-phosphate transporter), member 4
507434	-0.889	1.0497	0.0298	77312	C030010L15Rik	RIKEN cDNA C030010L15 gene
510345	-0.8901	0.3077	0.0295	242642	Glox1	glyoxalase domain containing 1

333543	-0.8913	0.6451	0.0315	402748	A930009G19Rik	RIKEN cDNA A930009G19 gene
491587	-0.8971	0.5189	0.0189	null	null	null
338888	-0.8993	0.2631	0.001	55927	Hes6	hairy and enhancer of split 6 (Drosophila)
704247	-0.9014	0.3923	0.0397	320642	A630066F11Rik	RIKEN cDNA A630066F11 gene
727933	-0.9028	0.4091	0.0377	52538	Acaa2	acetyl-Coenzyme A acyltransferase 2 (mitochondrial 3-oxoacyl-Coenzyme A thiolase)
890083	-0.9028	0.274	0.0035	208659	BC029169	cDNA sequence BC029169
929684	-0.9062	0.3598	0.004	20393	Sgk	serum/glucocorticoid regulated kinase
665984	-0.9097	0.1701	0.0001	73225	3110048E14Rik	RIKEN cDNA 3110048E14 gene
648006	-0.9149	0.5323	0.02	null	null	null
482141	-0.915	0.3231	0.0008	546071	Mast3	microtubule associated serine/threonine kinase 3
711199	-0.9158	0.1701	0.0000	330064	Slc5a6	solute carrier family 5 (sodium-dependent vitamin transporter), member 6
878259	-0.9163	0.3107	0.0006	75744	6620401M08Rik	RIKEN cDNA 6620401M08 gene
373292	-0.917	0.3376	0.0173	11920	Atm	ataxia telangiectasia mutated homolog (human)
386903	-0.9192	0.2254	0.0055	215494	C85492	expressed sequence C85492
624929	-0.9246	0.4134	0.0393	12766	Cxcr3	chemokine (C-X-C motif) receptor 3
767909	-0.9273	0.3525	0.029	319491	1110029I05Rik	RIKEN cDNA 1110029I05 gene
480220	-0.9324	0.3866	0.0291	270157	Gm684	gene model 684, (NCBI)
371448	-0.9347	0.3226	0.0034	74501	5530400K22Rik	RIKEN cDNA 5530400K22 gene
494632	-0.9361	0.4891	0.0231	230767	lqcc	IQ motif containing C
802236	-0.9394	0.3187	0.008	237761	Ankrd43	ankyrin repeat domain 43
350519	-0.942	0.2776	0.0165	70807	Arrdc2	arrestin domain containing 2
753186	-0.9436	0.3574	0.0256	80890	Trim2	tripartite motif protein 2
637065	-0.9473	0.8943	0.0486	null	null	null
668824	-0.9519	0.2225	0.0000	66522	Pgpep1	pyroglutamyl-peptidase I
782274	-0.9581	0.2249	0.0001	74761	Mxra8	matrix-remodelling associated 8
825043	-0.9602	0.4479	0.0321	11758	Prdx6	peroxiredoxin 6
620919	-0.9617	0.3552	0.0026	14464	Gata5	GATA binding protein 5
551930	-0.9619	1.1058	0.0127	170459	Stard4	StAR-related lipid transfer (START) domain containing 4
863053	-0.9624	0.4101	0.0000	14160	Lgr5	leucine rich repeat containing G protein coupled receptor 5
524587	-0.9632	0.1441	0.0000	105387	9030611N15Rik	RIKEN cDNA 9030611N15 gene
688680	-0.9646	0.4342	0.001	19125	Prodh	proline dehydrogenase
822973	-0.9661	0.3462	0.0215	71988	Esco2	establishment of cohesion 1 homolog 2 (S. cerevisiae)
929444	-0.9732	0.2716	0.0000	68636	Fahd1	fumarylacetoacetate hydrolase domain containing 1
866303	-0.9738	0.1577	0.0000	232232	Hdac11	histone deacetylase 11
804914	-0.9746	0.247	0.0007	239099	Homez	homeodomain leucine zipper-encoding gene
425555	-0.9848	0.172	0.0000	107587	Osr2	odd-skipped related 2 (Drosophila)

563501	-0.9862	0.3114	0.0227	223648	2410075B13Rik	RIKEN cDNA 2410075B13 gene
777662	-0.9862	0.3676	0.0239	29858	Pmm1	phosphomannomutase 1
460343	-0.9905	0.545	0.0321	19224	Ptgs1	prostaglandin-endoperoxide synthase 1
742752	-0.9912	1.1794	0.0052	229593	Golph3l	golgi phosphoprotein 3-like
508218	-0.9924	0.2419	0.0005	14238	Foxf2	forkhead box F2
334943	-0.9934	0.2835	0.0000	66825	Rnf186	ring finger protein 186
843198	-0.9949	0.5865	0.0441	245174 63	BC029716 LOC63	cDNA sequence BC029716 RIKEN cDNA 2010315B03 gene
361295	-0.9968	0.3458	0.0241	78020	4930522L14Rik	RIKEN cDNA 4930522L14 gene
570984	-0.9995	0.1222	0.0000	67470	Abcg8	ATP-binding cassette, sub-family G (WHITE), member 8
860511	-1.0017	0.3138	0.0034	269608	Plekhg5	pleckstrin homology domain containing, family G (with RhoGef domain) member 5
924268	-1.0019	0.2702	0.0134	75764	Giyd2	GIY-YIG domain containing 2
503808	-1.0026	0.3378	0.0305	328059	9030221C07Rik	RIKEN cDNA 9030221C07 gene
919252	-1.0186	0.3792	0.0081	20315	Cxcl12	chemokine (C-X-C motif) ligand 12
831665	-1.0225	0.3162	0.0089	107586	Ovol2	ovo-like 2 (Drosophila)
598781	-1.0228	0.4672	0.038	72190	2510009E07Rik	RIKEN cDNA 2510009E07 gene
619968	-1.0295	0.4416	0.0416	192652	Wdr81	WD repeat domain 81
597241	-1.0387	0.6937	0.0246	320311	Rnf152	ring finger protein 152
621113	-1.0457	0.259	0.0057	212398	Frat2	frequently rearranged in advanced T-cell lymphomas 2
578285	-1.0464	0.4833	0.0001	53945	Slc40a1	solute carrier family 40 (iron-regulated transporter), member 1
921824	-1.0587	0.5911	0.0201	56632	Sphk2	sphingosine kinase 2
676792	-1.0602	0.2708	0.0003	630882 24	LOC630882 LOC2	null
578850	-1.0626	0.2309	0.0000	101613	Nalp6	NACHT, leucine rich repeat and PYD containing 6
575175	-1.0645	0.4992	0.0000	223776	1300018J18Rik	RIKEN cDNA 1300018J18 gene
914738	-1.069	0.172	0.0000	65962	Slc9a3r2	solute carrier family 9 (sodium/hydrogen exchanger), isoform 3 regulator 2
596596	-1.0698	0.402	0.0086	11607	Agtr1a	angiotensin II receptor, type 1a
928204	-1.072	0.4624	0.0078	58240	Hs1bp3	HS1 binding protein 3
730961	-1.0795	1.1943	0.0442	27261	Dok3	docking protein 3
882734	-1.0808	0.3028	0.0002	69137	2200002K05Rik	RIKEN cDNA 2200002K05 gene
622874	-1.0811	0.33	0.0005	18569	Pdcd4	programmed cell death 4
700649	-1.0817	0.3214	0.0049	67392	4833420G17Rik	RIKEN cDNA 4833420G17 gene
452037	-1.0837	0.4346	0.0000	68861	1190002N15Rik	RIKEN cDNA 1190002N15 gene
690489	-1.0859	0.1762	0.0000	68520	Zfyve21	zinc finger, FYVE domain containing 21
733569	-1.0869	0.3972	0.0033	104086	Cyp27a1	cytochrome P450, family 27, subfamily a, polypeptide 1
402999	-1.0977	0.4144	0.0109	272589	Lrrc35	leucine rich repeat containing 35
464035	-1.0978	0.5009	0.023	14256	Flt3l	FMS-like tyrosine kinase 3 ligand
577781	-1.1045	0.5599	0.0326	64452	Slc5a4a	solute carrier family 5, member 4a

927795	-1.1158	0.3588	0.0097	21685	Tef	thyrotroph embryonic factor
462742	-1.1239	0.4006	0.0077	217935	D430033N04Rik	RIKEN cDNA D430033N04 gene
750552	-1.1257	0.3411	0.0004	102022	Ces6	carboxylesterase 6
668026	-1.1316	0.6499	0.0141	208117	Aph1b	anterior pharynx defective 1b homolog (C. elegans)
665896	-1.1329	0.7534	0.0122	21833	Thra	thyroid hormone receptor alpha
456953	-1.1413	0.2449	0.0004	70652	5730537D05Rik	RIKEN cDNA 5730537D05 gene
588304	-1.1418	0.53	0.0167	22619	Siae	sialic acid acetyltransferase
792870	-1.1428	0.6156	0.0075	13636	Efna1	ephrin A1
806257	-1.1441	0.4811	0.0069	54343	Atf7ip	activating transcription factor 7 interacting protein
681504	-1.1443	0.5451	0.0342	171168	Asah3	N-acylsphingosine amidohydrolase (alkaline ceramidase) 3
303159	-1.1529	0.5834	0.0302	140795	P2ry14	purinergic receptor P2Y, G-protein coupled, 14
674325	-1.1541	0.3642	0.0076	11624	Ahrr	aryl-hydrocarbon receptor repressor
607067	-1.1638	0.2181	0.0000	77827	A930040G15Rik	RIKEN cDNA A930040G15 gene
871702	-1.1645	0.3871	0.0079	17268	Meis1	myeloid ecotropic viral integration site 1
731029	-1.1669	0.3042	0.0011	241727	Snph	syntrophin
747719	-1.1719	0.5793	0.0103	19017	Ppargc1a	peroxisome proliferative activated receptor, gamma, coactivator 1 alpha
886032	-1.1719	0.3617	0.0000	72303 698	Cyp2c65 Cyp2c66	cytochrome P450, family 2, subfamily c, polypeptide 65 cytochrome P450, family 2, subfamily c, polypeptide 66
746252	-1.1726	0.5531	0.0436	19331	Rab19	RAB19, member RAS oncogene family
912850	-1.1732	0.2593	0.0000	108902	B3gnt6	UDP-GlcNAc:betaGal beta-1,3-N-acetylglucosaminyltransferase 6
638357	-1.1756	0.6557	0.0381	22359	Vldlr	very low density lipoprotein receptor
908030	-1.1791	0.9549	0.0242	58208	Bcl11b	B-cell leukemia/lymphoma 11B
733175	-1.1814	0.8009	0.027	67099	2310038H17Rik	RIKEN cDNA 2310038H17 gene
914421	-1.1825	0.3948	0.0343	59308	Emcn	endomucin
579851	-1.1853	0.2709	0.0003	170742	Sertad3	SERTA domain containing 3
532844	-1.188	0.6477	0.0324	170752	Bcdo2	beta-carotene 9', 10'-dioxygenase 2
365443	-1.1913	0.4936	0.0374	12741	Cldn5	claudin 5
532222	-1.1959	0.4504	0.0091	16581	Kifc2	kinesin family member C2
310400	-1.2028	0.4953	0.0453	56743	Lat2	linker for activation of T cells family, member 2
881272	-1.2083	0.604	0.0491	75398	Mrpl32	mitochondrial ribosomal protein L32
535555	-1.2145	0.2096	0.0001	56485	Slc2a5	solute carrier family 2 (facilitated glucose transporter), member 5
586296	-1.2174	0.2663	0.0001	14468	Gbp1	guanylate nucleotide binding protein 1
621111	-1.2193	0.4102	0.0005	74190	1200009I06Rik	RIKEN cDNA 1200009I06 gene
818660	-1.2239	0.5582	0.0008	218820	Zfp503	zinc finger protein 503
917195	-1.2276	0.5219	0.0149	100689	Spon2	spondin 2, extracellular matrix protein
346532	-1.2295	0.4072	0.0001	16367	Irs1	insulin receptor substrate 1
923384	-1.2345	0.3676	0.0000	634336 54	LOC634336 LOC5	GTPase, very large interferon inducible 1

828851	-1.2354	0.8388	0.0136	75939	4930579G24Rik	RIKEN cDNA 4930579G24 gene
729324	-1.2359	1.9542	0.0408	16512	Kcnh3	potassium voltage-gated channel, subfamily H (eag-related), member 3
932163	-1.2409	0.5634	0.0439	12335	Capn3	calpain 3
617375	-1.2486	0.3362	0.0015	241303	A130092J06Rik	RIKEN cDNA A130092J06 gene
848401	-1.2508	0.2991	0.0001	72792	2810459M11Rik	RIKEN cDNA 2810459M11 gene
675028	-1.2544	1.6745	0.0213	246221	Mpst	mercaptopyruvate sulfurtransferase
829339	-1.266	0.4241	0.0017	null	null	null
332903	-1.267	0.4459	0.0094	12416	Cbx2	chromobox homolog 2 (Drosophila Pc class)
904584	-1.2698	0.3568	0.0000	12193	Zfp36l2	zinc finger protein 36, C3H type-like 2
536008	-1.2742	0.4505	0.0003	14027	Evpl	envoplakin
810820	-1.2773	0.4145	0.004	26384	Gnpda1	glucosamine-6-phosphate deaminase 1
605832	-1.285	0.2076	0.0000	232409	Clec2e	C-type lectin domain family 2, member e
701372	-1.2866	0.3273	0.0000	268480	B230105J10	null
803865	-1.2872	0.6046	0.0432	11536	Admr	adrenomedullin receptor
352726	-1.2971	0.633	0.002	56874	Rnf32	ring finger protein 32
873593	-1.2972	0.518	0.007	79235	Lrat	lecithin-retinol acyltransferase (phosphatidylcholine-retinol-O-acyltransferase)
389131	-1.305	0.5445	0.0000	192231	Hexim1	hexamethylene bis-acetamide inducible 1
799970	-1.3122	1.2338	0.0414	55990	Fmo2	flavin containing monooxygenase 2
651313	-1.3152	0.6347	0.0348	218989	6720456H20Rik	RIKEN cDNA 6720456H20 gene
398961	-1.3241	0.4339	0.0146	76057	5830448L21Rik	RIKEN cDNA 5830448L21 gene
907985	-1.3244	0.2666	0.0000	18426	Ovol1	OVO homolog-like 1 (Drosophila)
429907	-1.3274	1.0286	0.0405	319845	E130103I17Rik	RIKEN cDNA E130103I17 gene
759373	-1.3316	0.3115	0.0000	219134	Tmem46	transmembrane protein 46
633615	-1.3329	0.3431	0.0001	234582	BC027663	cDNA sequence BC027663
						cytochrome P450, family 3, subfamily a, polypeptide 11 cytochrome P450, family 3, subfamily a, polypeptide 44 cytochrome P450, family 3, subfamily a, polypeptide 41
516253	-1.3331	0.1766	0.0000	13112 337	Cyp3a11 Cyp3a44	
747134	-1.3347	0.5431	0.0001	17289	Mertk	c-mer proto-oncogene tyrosine kinase
533510	-1.3395	0.6271	0.0226	80981	Arl4d	ADP-ribosylation factor-like 4D
898916	-1.3531	0.7762	0.0012	637794	LOC637794	null
924172	-1.358	0.7286	0.0419	12390	Cav2	caveolin 2
697568	-1.3612	0.3819	0.0000	26399	Map2k6	mitogen activated protein kinase kinase 6
924614	-1.3617	0.3925	0.0000	18534	Pck1	phosphoenolpyruvate carboxykinase 1, cytosolic
447360	-1.3669	0.6527	0.0076	57265	Fzd2	frizzled homolog 2 (Drosophila)
854152	-1.3678	1.4304	0.0288	78610	Uvrag	UV radiation resistance associated gene
910735	-1.3769	1.4934	0.0145	27981	D4Wsu53e	DNA segment, Chr 4, Wayne State University 53, expressed
365667	-1.3787	0.7889	0.0455	57764	Ntn4	netrin 4



407336	-1.3791	0.5294	0.0283	207474	Kctd12b	potassium channel tetramerisation domain containing 12b
760792	-1.3793	2.0064	0.0348	331623	AK122525	cDNA sequence AK122525
689644	-1.3811	0.3501	0.0000	217214	Nags	N-acetylglutamate synthase
715042	-1.3818	0.3188	0.0000	242050	Igsf10	immunoglobulin superfamily, member 10
300505	-1.3819	0.6244	0.0061	235493	BC031353	cDNA sequence BC031353
423125	-1.3853	1.4011	0.034	18038	Nfkbil1	nuclear factor of kappa light polypeptide gene enhancer in B-cells inhibitor-like 1
483662	-1.3987	0.6408	0.0053	22417	Wnt4	wingless-related MMTV integration site 4
456026	-1.4008	0.5931	0.0133	67608	Narf	nuclear prelamin A recognition factor
926804	-1.4042	0.4632	0.0065	17385	Mmp11	matrix metalloproteinase 11
340666	-1.4066	0.5295	0.009	70125	2210016H18Rik	RIKEN cDNA 2210016H18 gene
921891	-1.4204	0.3491	0.0000	215445	Rab11fip3	RAB11 family interacting protein 3 (class II)
584535	-1.4248	0.2995	0.0000	14263	Fmo5	flavin containing monooxygenase 5
607819	-1.4284	1.3207	0.0476	436235 5C	LOC436235 Rgs3	regulator of G-protein signaling 3
746903	-1.4356	0.4816	0.0000	77672	9130430L19Rik	RIKEN cDNA 9130430L19 gene
690974	-1.4452	0.5256	0.0006	22057	Tob1	transducer of ErbB-2.1
588178	-1.4483	0.2478	0.0000	67426	Cabc1	chaperone, ABC1 activity of bc1 complex like (S. pombe)
455761	-1.4525	0.9228	0.0319	320411	A730089K16Rik	RIKEN cDNA A730089K16 gene
754892	-1.4591	0.3474	0.0000	211798	4931419K03Rik	RIKEN cDNA 4931419K03 gene
540172	-1.4601	0.6216	0.0171	78833	2700085M18Rik	RIKEN cDNA 2700085M18 gene
784058	-1.4676	0.5032	0.0000	213783	Plekhg1	pleckstrin homology domain containing, family G (with RhoGef domain) member 1
640779	-1.4694	1.6814	0.0135	12780	Abcc2	ATP-binding cassette, sub-family C (CFTR/MRP), member 2
627882	-1.4698	0.2517	0.0000	140742	Sesn1	sestrin 1
642268	-1.4738	0.7914	0.0176	230162	Zfp189	zinc finger protein 189
351212	-1.4771	0.5584	0.0174	57265	Fzd2	frizzled homolog 2 (Drosophila)
724402	-1.4803	0.6593	0.0000	null	null	null
888679	-1.482	0.3921	0.0000	74901 632	Kbtbd11 LOC6323	kelch repeat and BTB (POZ) domain containing 11
336342	-1.4958	0.4278	0.0000	53376	Usp2	ubiquitin specific peptidase 2
657690	-1.4961	0.4187	0.0000	337924	Cyp3a44	cytochrome P450, family 3, subfamily a, polypeptide 44
308143	-1.5001	0.5978	0.0194	208967	Thns1	threonine synthase-like 1 (bacterial)
535952	-1.5077	1.4633	0.0468	76071	Gababrbp	gamma-aminobutyric acid (GABA-B) receptor binding protein
577279	-1.511	0.4488	0.0000	null	null	null
764509	-1.5114	0.5848	0.0194	13114	Cyp3a16	cytochrome P450, family 3, subfamily a, polypeptide 16
861056	-1.5167	0.6255	0.0063	237847	Rtn4r1	reticulon 4 receptor-like 1
688500	-1.5394	0.419	0.0067	26382	Fgd2	FYVE, RhoGEF and PH domain containing 2
705438	-1.5447	0.667	0.0405	66859	Slc16a9	solute carrier family 16 (monocarboxylic acid transporters), member 9

874996	-1.5453	0.908	0.0324	30951	Cbx8	chromobox homolog 8 (Drosophila Pc class)
353985	-1.5504	0.4425	0.0000	72421	2510042P03Rik	RIKEN cDNA 2510042P03 gene
687496	-1.5534	0.1889	0.0000	14786	Grb7	growth factor receptor bound protein 7
741726	-1.5574	0.4637	0.0001	23937	Mab21l2	mab-21-like 2 (C. elegans)
308157	-1.5934	0.4904	0.0076	14581	Gfi1	growth factor independent 1
702686	-1.6059	0.4358	0.0000	66532	2210417D09Rik	RIKEN cDNA 2210417D09 gene
420641	-1.6248	0.6048	0.0003	433960 62	LOC433960 LOC6	cytochrome P450, family 3, subfamily a, polypeptide 25
790155	-1.6286	1.11	0.0392	14170	Fgf15	fibroblast growth factor 15
798805	-1.6518	0.8727	0.0237	null	null	null
904617	-1.6594	1.427	0.0000	380808 38	LOC380808 LOC3	null
841402	-1.6595	0.9014	0.0000	19013	Ppara	peroxisome proliferator activated receptor alpha
471774	-1.6833	0.6162	0.0159	20672	Sox18	SRY-box containing gene 18
682862	-1.6995	0.955	0.0337	null	null	null
430449	-1.7118	0.5334	0.0049	null	null	null
759466	-1.7351	0.6195	0.0012	null	null	null
587121	-1.7702	0.4509	0.0000	14451	Gas1	growth arrest specific 1
615309	-1.7908	0.9308	0.0053	217830	9030617O03Rik	RIKEN cDNA 9030617O03 gene
600412	-1.792	0.4671	0.0002	320736	E130203B14Rik	RIKEN cDNA E130203B14 gene
314636	-1.8051	0.6646	0.0001	20324	Sdpr	serum deprivation response
850618	-1.8509	1.0328	0.0228	null	null	null
506928	-1.8721	0.2904	0.0000	56388	Cyp3a25	cytochrome P450, family 3, subfamily a, polypeptide 25
307057	-1.8955	0.7113	0.0011	217138	Atad4	ATPase family, AAA domain containing 4
299172	-1.928	0.1875	0.0000	77700	9130208D14Rik	RIKEN cDNA 9130208D14 gene
650526	-1.9489	1.241	0.0094	217166	Nr1d1	nuclear receptor subfamily 1, group D, member 1
657143	-1.9551	0.6207	0.0000	12925	Crip1	cysteine-rich protein 1 (intestinal)
349467	-1.9637	0.2995	0.0000	77700	9130208D14Rik	RIKEN cDNA 9130208D14 gene
381629	-1.9711	1.0344	0.0339	231842	6530401C20Rik	RIKEN cDNA 6530401C20 gene
713041	-1.9762	0.7417	0.0000	13170	Dbp	D site albumin promoter binding protein
727032	-2.003	0.9309	0.0163	15360	Hmgcs2	3-hydroxy-3-methylglutaryl-Coenzyme A synthase 2
332276	-2.0346	2.2436	0.0212	null	null	null
421816	-2.1023	0.8904	0.0118	232409	Clec2e	C-type lectin domain family 2, member e
592440	-2.1371	0.6448	0.0000	226564	Fmo4	flavin containing monooxygenase 4
930640	-2.1722	0.3686	0.0000	68010	Bambi	BMP and activin membrane-bound inhibitor, homolog (Xenopus laevis)
605866	-2.2331	0.4072	0.0000	72082	Cyp2c55	cytochrome P450, family 2, subfamily c, polypeptide 55
560982	-2.238	2.4162	0.0119	27084 574	Xlr5c Xlr5d LOC38	X-linked lymphocyte-regulated 5C X-linked lymphocyte-regulated 5D
394830	-2.2911	1.136	0.0037	13051	Cx3cr1	chemokine (C-X3-C) receptor 1
629469	-2.6778	0.9934	0.0000	72948	2900041A09Rik	RIKEN cDNA 2900041A09 gene



563270	-2.8736	1.1068	0.0005	null	null	null
732079	-3.3437	0.4234	0,0000	13615	Edn2	endothelin 2
333144	-3.4632	0.9342	0,0000	14377	G6pc	glucose-6-phosphatase, catalytic
401576	-3.8745	1.1505	0,0000	243439	LOC243439	null

**Table S2: Transcriptome analysis of differential gene expression in flagellin-treated gut.**

Changes in gene expression between control and flagellin-treated animals for 8h.

PROBE	LOG_Q	VAR	P	Entrez Gene ID	Gene_Symbol	Gene_Name
298479	0.9963	1.5663	0.0152	106039	Gga1	golgi associated, gamma adaptin ear containing, ARF binding protein 1
298556	-0.5143	0.9401	0.0220	17156	Man1a2	mannosidase, alpha, class 1A, member 2
299172	-1.6040	0.3677	0.0000	77700	9130208D14Rik	RIKEN cDNA 9130208D14 gene
299731	-0.8988	0.3443	0.0337	69399	1700025G04Rik	RIKEN cDNA 1700025G04 gene
300258	-0.8708	0.3324	0.0373	53412	Ppp1r3c	protein phosphatase 1, regulatory (inhibitor) subunit 3C
300627	-0.6364	0.2823	0.0418	54339 114	Tes3-ps Dcun1d1	testis derived transcript 3, pseudogene DCUN1D1
301606	1.1175	0.4543	0.0095	20021	Polr2c	DCN1, defective in cullin neddylation 1, domain containing 1 (S. cerevisiae)
301819	1.2439	0.1691	0.0000	17153	Mal	polymerase (RNA) II (DNA directed) polypeptide C myelin and lymphocyte protein, T-cell differentiation protein
302319	0.2366	0.5135	0.0287	30052	Pcsk1n	proprotein convertase subtilisin/kexin type 1 inhibitor
303659	2.5972	0.6949	0.0001	84506	Hamp1	hepcidin antimicrobial peptide 1
303732	0.6320	0.1916	0.0316	223642	Zc3h3	zinc finger CCCH type containing 3
304467	-0.1336	0.4494	0.0077	12865	Cox7a1	cytochrome c oxidase, subunit VIIa 1
306521	-2.0675	0.8175	0.0111	637549 1	LOC637549 Sy17	synaptotagmin XVII
306600	0.2776	0.5543	0.0149	56748	Hirip5	histone cell cycle regulation defective interacting protein 5
310004	-0.9343	0.2888	0.0072	233724	Tmem41b	transmembrane protein 41B
310764	-1.7130	1.8239	0.0263	71527	9030618K22Rik	RIKEN cDNA 9030618K22 gene
310810	-0.8555	0.3478	0.0282	13631	Eef2k	eukaryotic elongation factor-2 kinase
312249	1.3391	1.9017	0.0327	11430	Acox1	acyl-Coenzyme A oxidase 1, palmitoyl
315597	0.1281	1.3568	0.0144	320817	D530031C13Rik	RIKEN cDNA D530031C13 gene
316013	-1.5728	0.5612	0.0000	69761	1600015I10Rik	RIKEN cDNA 1600015I10 gene
316256	-0.4823	0.1296	0.0132	16763	Lad1	ladinin
316378	-0.5267	0.1514	0.0351	116733	Vps4a	vacuolar protein sorting 4a (yeast)
317394	1.1880	0.5817	0.0023	545851	LOC545851	null
318829	-0.3675	1.9605	0.0408	545750 6	LOC545750 LOC6	solute carrier family 35, member A4

318839	-0.6676	0.2227	0.0189	77087	Ankrd11	ankyrin repeat domain 11
319437	-0.7342	0.2823	0.0215	208228	Mobkl2a	MOB1, Mps One Binder kinase activator-like 2A (yeast)
321866	-0.3265	3.2799	0.0262	null	null	null
322069	-0.4164	0.1124	0.0404	73251	Set7	SET domain-containing protein 7
323176	1.2848	0.4449	0.0000	76999	1700127D06Rik	RIKEN cDNA 1700127D06 gene
323943	-1.4216	0.7729	0.0027	19885	Rorc	RAR-related orphan receptor gamma
323995	-0.8993	0.4936	0.0381	null	null	null
324163	2.8747	0.7344	0.0000	66550	2010109N18Rik	RIKEN cDNA 2010109N18 gene
324177	0.1387	0.6200	0.0149	null	null	null
329443	1.5904	0.6368	0.0031	407788	BC051142	cDNA sequence BC051142
329882	2.3019	1.4847	0.0039	114644	Slc13a3	solute carrier family 13 (sodium-dependent dicarboxylate transporter), member 3
331975	0.1497	0.5985	0.0315	73130	Tmed5	transmembrane emp24 protein transport domain containing 5
332108	1.5002	0.9060	0.0080	12642	Ch25h	cholesterol 25-hydroxylase
332417	0.5183	0.7668	0.0309	57279	Slc25a20	solute carrier family 25 (mitochondrial carnitine/acylcarnitine translocase), member 20
332421	-0.6219	0.2514	0.0423	null	null	null
332426	-0.5370	0.2087	0.0442	639588 2	LOC639588 BC04	cDNA sequence BC040758
333109	-0.5958	0.2643	0.0075	227231	Cps1	carbamoyl-phosphate synthetase 1
333434	-0.5442	0.1416	0.0309	23908	Hs2st1	heparan sulfate 2-O-sulfotransferase 1
333745	1.7886	0.3818	0.0000	20558	Slfn4	schlafen 4
334316	0.6716	0.3379	0.0122	69709	2410017P09Rik	RIKEN cDNA 2410017P09 gene
334428	-0.6004	0.2431	0.0071	23970	Pacsin2	protein kinase C and casein kinase substrate in neurons 2
335004	1.9762	5.6227	0.0364	239447	Colec10	collectin sub-family member 10
335077	1.1385	0.3451	0.0000	56532	Ripk3	receptor-interacting serine-threonine kinase 3
335691	-1.5519	0.8640	0.0069	320709	B930062P21Rik	RIKEN cDNA B930062P21 gene
336967	0.8647	0.2574	0.0090	246727	Oas3	2'-5' oligoadenylate synthetase 3
337070	2.0130	0.5836	0.0000	26887	Chst4	carbohydrate (chondroitin 6/keratan) sulfotransferase 4
337127	1.4909	0.6488	0.0006	252837	Ccr1	chemokine (C-C motif) receptor-like 1
337868	1.6461	0.2831	0.0000	68545	1110006O17Rik	RIKEN cDNA 1110006O17 gene
338868	0.7946	1.0030	0.0078	12273	C5r1	complement component 5, receptor 1
338923	-0.7590	1.1431	0.0007	26569	Slc27a4	solute carrier family 27 (fatty acid transporter), member 4

339017	0.6480	0.1979	0.0142	56542	Ick	intestinal cell kinase
339551	0.6920	0.2179	0.0096	121022	Mrps6	mitochondrial ribosomal protein S6
339743	0.5124	0.7991	0.0485	228366	Gylt1b	glycosyltransferase-like 1B
340535	-0.7180	0.2256	0.0132	227377	Farp2	FERM, RhoGEF and pleckstrin domain protein 2
341113	0.6136	1.1896	0.0262	68441	Rraga	Ras-related GTP binding A nuclear factor of kappa light polypeptide gene
341754	-0.8041	0.2769	0.0267	72749	Nfkbil2	enhancer in B-cells inhibitor-like 2
341883	0.6889	0.1841	0.0037	234730	Fuk	fucokinase
342510	-1.3165	0.3765	0.0000	231070	Insig1	insulin induced gene 1
342708	-1.0236	0.1701	0.0000	20868	Stk10	serine/threonine kinase 10
342734	-1.8706	0.6878	0.0082	226844	9630055N22Rik	RIKEN cDNA 9630055N22 gene
343849	-0.5915	0.1845	0.0178	14569	Gdi2	guanosine diphosphate (GDP) dissociation inhibitor 2
345388	-0.9597	0.3720	0.0093	21917	Tmpo	thymopoietin
346073	0.2093	0.6653	0.0494	545936	LOC545936	null
346582	-1.2034	0.3057	0.0000	74134	Cyp2s1	cytochrome P450, family 2, subfamily s, polypeptide 1
347191	-1.0135	0.3687	0.0051	80718	Rab27b	RAB27b, member RAS oncogene family
347629	-0.6783	0.9745	0.0272	268656	Sptlc1	serine palmitoyltransferase, long chain base subunit 1
347824	-0.7094	0.3591	0.0051	null	null	null
347956	-0.6048	0.1698	0.0003	21810	Tgfb1	transforming growth factor, beta induced
348117	0.3958	1.1270	0.0405	null	null	null
348614	-2.1533	1.5108	0.0185	17345	Mki67	antigen identified by monoclonal antibody Ki 67
348969	-0.6772	0.3365	0.0266	216549	9130023F12Rik	RIKEN cDNA 9130023F12 gene
349467	-1.8618	0.4300	0.0000	77700	9130208D14Rik	RIKEN cDNA 9130208D14 gene
349705	1.5115	0.2666	0.0000	18569	Pdcd4	programmed cell death 4
350828	0.5057	0.2080	0.0334	18100	Mrpl40	mitochondrial ribosomal protein L40
351154	0.3821	0.9802	0.0447	12862	Cox6a2	cytochrome c oxidase, subunit VI a, polypeptide 2
352483	-0.4470	1.2314	0.0323	12445	Ccnd3	cyclin D3
352726	-1.4789	0.6408	0.0113	56874	Rnf32	ring finger protein 32
353281	0.4326	0.1279	0.0480	107513	Ssr1	signal sequence receptor, alpha
353425	1.6065	0.7148	0.0337	16324	Inhbb	inhibin beta-B
353673	-0.7534	0.3981	0.0006	74081	4933409L06Rik	RIKEN cDNA 4933409L06 gene
354902	1.1564	0.5000	0.0175	16173	Il18	interleukin 18
355020	0.1323	0.4016	0.0384	94192	C1galt1	core 1 UDP-galactose:N-acetylgalactosamine-alpha-R beta 1,3-galactosyltransferase

355532	-0.6409	0.2637	0.0340	26965	Cul1	cullin 1
356081	0.3343	0.8913	0.0249	12023	Barx2	BarH-like homeobox 2
356538	-1.0029	1.3529	0.0143	626193 2-	LOC626193 AY49:	cDNA sequence AY498738
359259	-0.6793	0.2579	0.0451	71506	8430436O14Rik	RIKEN cDNA 8430436O14 gene SAC1 (suppressor of actin mutations 1, homolog)-like ( <i>S. cerevisiae</i> )
359357	-1.0757	0.2137	0.0000	83493	Sacm1l	
359903	0.2722	0.9745	0.0403	106557	Ldhal6b	lactate dehydrogenase A-like 6B
360361	1.1091	0.5251	0.0261	70075	2210401J11Rik	RIKEN cDNA 2210401J11 gene
360661	-0.7243	0.2346	0.0061	11534	Adk	adenosine kinase
361141	-0.8610	0.3441	0.0023	20912	Stxbp3a	syntaxin binding protein 3A
361177	-0.7769	0.2205	0.0001	13479	Dpep1	dipeptidase 1 (renal)
361480	3.2339	1.1485	0.0000	69065	Chac1	ChaC, cation transport regulator-like 1 ( <i>E. coli</i> )
						RIKEN cDNA 9030605I04 gene expressed sequence AI987692 RIKEN cDNA 9930109F21 gene
362843	-1.8710	0.6026	0.0000	74548 33	9030605I04Rik AI:	
362896	-1.7839	0.4040	0.0000	59020	Pdzk1	PDZ domain containing 1 essential meiotic endonuclease 1 homolog 1 ( <i>S. pombe</i> )
363112	1.0310	0.4825	0.0172	268465	Eme1	
363517	0.6415	0.2304	0.0499	433904	Ociad2	OClA domain containing 2
363815	-0.9239	0.3811	0.0243	17449	Mdh1	malate dehydrogenase 1, NAD (soluble)
364159	-0.7277	0.2201	0.0002	109169	6330403M23Rik	RIKEN cDNA 6330403M23 gene solute carrier family 35 (UDP-N-acetylglucosamine (UDP-GlcNAc) transporter), member 3
364516	-0.7934	0.2159	0.0024	229782	Slc35a3	
365258	-0.0470	1.5462	0.0343	218441	Zfyve16	zinc finger, FYVE domain containing 16
365297	-1.2455	0.3165	0.0000	54722	Dfna5h	deafness, autosomal dominant 5 homolog (human)
365750	-0.5264	0.1620	0.0279	22349	Vil1	villin 1
365772	-0.0940	1.0670	0.0060	19344 43:	Rab5b LOC43346:	RAB5B, member RAS oncogene family regulatory factor X, 5 (influences HLA class II expression)
366667	2.0667	1.6080	0.0386	53970	Rfx5	
366811	-0.6697	0.8568	0.0328	13506	Dsc2	desmocollin 2 protein phosphatase 2, regulatory subunit B (B56), delta isoform
367090	-0.8726	0.2646	0.0123	21770	Ppp2r5d	
						src homology 2 domain-containing transforming protein B
367456	-0.7579	0.3021	0.0173	230126	Shb	
367872	-0.1128	1.1306	0.0403	12388	Ctnnd1	catenin (cadherin associated protein), delta 1
368129	0.6903	0.8671	0.0375	75369	4930563F08Rik	RIKEN cDNA 4930563F08 gene
368534	1.4314	0.9953	0.0351	140489	Bhlhb4	basic helix-loop-helix domain containing, class B4

369990	2.5754	0.4527	0.0000	69117	Adh6a	alcohol dehydrogenase 6A (class V)
370259	-1.6375	0.4625	0.0000	20259	Scin	scinderin
370333	-0.4418	6.7816	0.0209	70248	Dazap1	DAZ associated protein 1
370733	-1.1892	0.1896	0.0000	23971	Papss1	3'-phosphoadenosine 5'-phosphosulfate synthase 1
371084	-1.7378	0.1594	0.0000	71706	1200006F02Rik	RIKEN cDNA 1200006F02 gene
371402	0.2780	0.8150	0.0089	70991	4931432E15Rik	RIKEN cDNA 4931432E15 gene
371448	-0.9477	0.4243	0.0259	74501	5530400K22Rik	RIKEN cDNA 5530400K22 gene
371604	-0.5726	0.7942	0.0412	51796	Srrm1	serine/arginine repetitive matrix 1
372806	-1.2333	0.5966	0.0000	381204	Naaladl1	N-acetylated alpha-linked acidic dipeptidase-like 1
373273	0.4546	0.1330	0.0459	16658	Mafb	v-maf musculoaponeurotic fibrosarcoma oncogene family, protein B (avian)
373880	-0.6192	0.3381	0.0273	11668	Aldh1a1	aldehyde dehydrogenase family 1, subfamily A1 cytoplasmic tyrosine kinase, Dscr28C related (Drosophila)
374634	0.0735	1.5208	0.0500	21682	Tec	SUMO/sentrin specific peptidase 2
374842	-0.5696	0.2116	0.0428	75826	Senp2	purinergic receptor P2Y, G-protein coupled 2
377346	-1.0548	0.1822	0.0000	18442	P2ry2	chromatin modifying protein 2B
377587	-0.5394	0.1455	0.0186	68942	Chmp2b	keratin complex 1, acidic, gene 19
377635	-0.8786	0.1940	0.0002	16669	Krt1-19	null
377836	0.4874	0.6749	0.0239	545854	LOC545854	procollagen, type VI, alpha 3
378046	-0.8184	0.2120	0.0004	632142 6:LOC632142 LOC632142	6:LOC632142 LOC632142	RIKEN cDNA 2010208K18 gene
378072	-1.1452	0.3465	0.0039	72096	2010208K18Rik	interferon stimulated exonuclease gene 20-like 1
378405	0.7938	0.9885	0.0046	68048	Isg20l1	serine hydroxymethyl transferase 2 (mitochondrial)
378511	1.0926	0.2154	0.0000	108037	Shmt2	zinc finger protein 592
378529	-0.5975	0.1996	0.0466	233410	Zfp592	histocompatibility 2, Q region locus 1
378822	-0.9344	1.0028	0.0448	15006	H2-Q1	solute carrier family 43, member 3
379245	0.7002	0.3855	0.0434	58207	Slc43a3	phospholipase D family, member 4
379453	-0.6243	0.1943	0.0264	104759	Pld4	solute carrier family 35 (UDP-galactose transporter), member 2
380079	0.2588	1.7871	0.0375	22232	Slc35a2	RIKEN cDNA 2810453I06 gene
381336	1.0341	0.3148	0.0030	67238	2810453I06Rik	methyltransferase-like 1
381433	0.8669	0.3204	0.0163	17299	Mettl1	monoacylglycerol O-acyltransferase 2
381504	-0.4130	0.1164	0.0498	233549	Mogat2	null
381664	0.8071	0.4120	0.0290	621343 6:LOC621343 LOC621343	6:LOC621343 LOC621343	exocyst complex component 1
381996	-1.0047	0.3615	0.0038	69940	Exoc1	transient receptor potential cation channel, subfamily C, member 4 associated protein
383491	-0.2494	1.6314	0.0055	56407	Trpc4ap	

						eukaryotic translation initiation factor 2, subunit 2 (beta)
383544	0.6613	0.7820	0.0193	67204	Eif2s2	
383711	1.5869	0.5731	0.0008	85031	Pla1a	phospholipase A1 member A
385508	0.3297	0.6381	0.0480	77252	9430038I01Rik	RIKEN cDNA 9430038I01 gene
						UDP-GlcNAc:betaGal beta-1,3-N-acetylglucosaminyltransferase 7
386386	1.6561	0.4905	0.0000	227327	B3gnt7	
387372	0.2214	0.6964	0.0175	223754	Tbc1d22a	TBC1 domain family, member 22a
387395	-0.9009	0.8951	0.0187	75909	Tmem49	transmembrane protein 49
387417	-0.7902	0.4504	0.0363	15212	Hexb	hexosaminidase B
387820	-0.6215	0.2134	0.0186	22215	Ube3a	ubiquitin protein ligase E3A
387821	-1.1266	0.7141	0.0296	20322 62	Sord LOC626096	sorbitol dehydrogenase
389131	-0.7914	0.2241	0.0093	192231	Hexim1	hexamethylene bis-acetamide inducible 1
389225	1.3582	0.2539	0.0000	219132	D14Ertd668e	DNA segment, Chr 14, ERATO Doi 668, expressed
389733	0.7616	1.1595	0.0453	229615	Pias3	protein inhibitor of activated STAT 3
390922	3.0256	6.0664	0.0437	76420	1700027A23Rik	RIKEN cDNA 1700027A23 gene
						potassium channel tetramerisation domain containing 10
391733	-0.6750	0.2238	0.0087	330171	Kctd10	
392106	2.1661	1.0951	0.0000	null	null	null
392697	1.5595	0.4278	0.0001	635246	LOC635246	null
392857	-0.6269	0.2871	0.0476	107869	Cth	cystathionase (cystathionine gamma-lyase)
393890	-0.6945	0.2773	0.0077	109934	Abr	active BCR-related gene
395141	-1.3267	0.5252	0.0000	67972	Atp2b1	ATPase, Ca <sup>++</sup> transporting, plasma membrane 1
396316	0.6979	1.2863	0.0237	64213	St7	Suppression of tumorigenicity 7
396735	-0.5448	0.2220	0.0420	56699	Cdc42ep4	CDC42 effector protein (Rho GTPase binding) 4
396878	-2.2719	1.8933	0.0480	21378	Tbrg3	transforming growth factor beta regulated gene 3
399339	-1.3899	0.3904	0.0000	330319	BQ952480	expressed sequence BQ952480
400517	3.3045	2.0884	0.0305	320189	9430076C15Rik	RIKEN cDNA 9430076C15 gene
401576	-3.1369	1.3049	0.0000	243439	LOC243439	null
402353	0.5535	0.7519	0.0413	74463	4933417E01Rik	RIKEN cDNA 4933417E01 gene
402859	-0.5520	0.6251	0.0322	629147	LOC629147	null
403223	0.2285	1.0913	0.0495	320235	A130012E19Rik	RIKEN cDNA A130012E19 gene
403505	-1.1893	0.4871	0.0199	74756	5830408B19Rik	RIKEN cDNA 5830408B19 gene
403724	-0.0565	1.3598	0.0429	null	null	null
405120	1.2415	0.5643	0.0016	55932	Gbp4	guanylate nucleotide binding protein 4
405680	1.4285	0.6190	0.0000	29816	Hip1r	huntingtin interacting protein 1 related
406273	-0.5736	0.2523	0.0211	97863	C78339	expressed sequence C78339
407120	-0.9163	0.3736	0.0367	268903	Nrip1	nuclear receptor interacting protein 1



408189	-0.7129	0.2025	0.0140	13427	Dync1i2	dynein cytoplasmic 1 intermediate chain 2
409514	2.1702	1.7104	0.0466	23831	Car14	carbonic anhydrase 14
409578	0.6476	0.9777	0.0343	620191 6:LOC620191 LOC6	null	
410988	-1.2219	0.3216	0.0000	231668	BC023744	cDNA sequence BC023744
412038	1.8308	0.9922	0.0490	234724	Tat	tyrosine aminotransferase
412663	1.3813	1.5584	0.0103	94280	Sfxn3	sideroflexin 3
412700	-1.0457	0.4134	0.0395	66308	2810021B07Rik	RIKEN cDNA 2810021B07 gene
413990	-0.4466	1.3548	0.0000	231821	Centa1	centaurin, alpha 1
415010	-0.8753	0.2959	0.0004	268822	Adck5	aarF domain containing kinase 5
415407	2.0124	0.7759	0.0255	75658	1810053B01Rik	RIKEN cDNA 1810053B01 gene
415592	1.2588	0.3972	0.0000	78512	3300005D01Rik	RIKEN cDNA 3300005D01 gene
415989	-0.8963	0.3086	0.0205	58866	Treh	trehalase (brush-border membrane glycoprotein)
416707	-0.7428	0.3259	0.0452	93730 63:Lztf1 LOC639307	Lztf1 LOC639307	leucine zipper transcription factor-like 1
417155	-0.7716	0.2778	0.0007	242819	Gm440	gene model 440, (NCBI)
417734	-0.6646	0.2749	0.0136	15258	Hipk2	homeodomain interacting protein kinase 2
420519	-0.9203	0.1619	0.0001	209387	AI451617	expressed sequence AI451617
420641	-1.6213	0.6858	0.0001	433960 6:LOC433960 LOC6		cytochrome P450, family 3, subfamily a, polypeptide 25
420716	-1.1080	0.4391	0.0112	218214	Aof1	amine oxidase, flavin containing 1
421048	0.2980	0.9968	0.0110	211945	Plekhh1	pleckstrin homology domain containing, family H (with MyTH4 domain) member 1
421753	-1.0662	0.5081	0.0115	18416	Otc	ornithine transcarbamylase
422898	0.4014	1.1865	0.0500	634908 4:LOC634908 LOC4		null
423125	-1.1451	1.0666	0.0265	18038	Nfkbil1	nuclear factor of kappa light polypeptide gene enhancer in B-cells inhibitor-like 1
423438	1.0049	0.3789	0.0033	105246	AL022779	expressed sequence AL022779
425981	-1.0680	0.3482	0.0000	null	null	null
425985	-0.5949	0.2423	0.0327	54214	Golga4	golgi autoantigen, golgin subfamily a, 4
426736	1.3057	0.6469	0.0001	17357	Marcksl1	MARCKS-like 1
427106	0.6126	0.3077	0.0123	66422	2410015N17Rik	RIKEN cDNA 2410015N17 gene
429616	-0.9060	0.3919	0.0047	67715	2010106E10Rik	RIKEN cDNA 2010106E10 gene
430220	-0.0249	1.0268	0.0287	70568	Cpne3	copine III
430449	1.2453	0.3671	0.0014	null	null	null
430706	-0.8143	0.3035	0.0001	16835	Ldlr	low density lipoprotein receptor
430836	0.7746	0.3051	0.0085	69666	2310047M15Rik	RIKEN cDNA 2310047M15 gene
432033	-0.7631	0.1573	0.0000	78100	8430410K20Rik	RIKEN cDNA 8430410K20 gene
433323	0.7653	0.1278	0.0000	null	null	null

433675	0.4594	0.8090	0.0402	626545	LOC626545	null
434211	-0.8058	0.3926	0.0428	333433	Gpd1l	glycerol-3-phosphate dehydrogenase 1-like
434261	-0.9178	0.4656	0.0481	16438	Itpr1	inositol 1,4,5-triphosphate receptor 1
435478	-1.4103	0.3691	0.0008	15497	Hsd3b6	hydroxysteroid dehydrogenase-6, delta<5>-3-beta
435645	-0.8208	0.3659	0.0411	15490	Hsd17b7	hydroxysteroid (17-beta) dehydrogenase 7
435798	1.5163	1.1354	0.0278	329716	D730018G16	null
436413	-1.3263	0.7181	0.0194	12753	Clock	circadian locomoter output cycles kaput
437143	0.5689	0.1953	0.0011	330962	Ostb	organic solute transporter beta
437388	0.4728	2.8168	0.0340	638517	LOC638517	null
437501	1.7770	1.2900	0.0177	18784	Pla2g5	phospholipase A2, group V
437935	0.7817	0.2233	0.0225	20684	Sp100	nuclear antigen Sp100
438303	-0.3858	1.4279	0.0425	74901 63:	Kbtbd11 LOC6323	kelch repeat and BTB (POZ) domain containing 11
438418	-1.4717	0.9237	0.0500	320541	A530082C11Rik	RIKEN cDNA A530082C11 gene
438843	-1.6438	0.8070	0.0161	70113	2010001J22Rik	RIKEN cDNA 2010001J22 gene
438952	1.8513	0.1758	0.0000	20209 20:	Saa2 Saa1	serum amyloid A 2 serum amyloid A 1
438990	0.2543	1.6948	0.0484	230073	Ddx58	DEAD (Asp-Glu-Ala-Asp) box polypeptide 58
439403	2.6023	0.6815	0.0008	208164	BC064033	cDNA sequence BC064033
439528	1.1544	0.3769	0.0000	66384	Srp19	signal recognition particle 19
441590	-0.0846	0.5397	0.0399	105853	Mal2	mal, T-cell differentiation protein 2
441768	0.2595	1.1266	0.0037	57436	Gabarapl1	gamma-aminobutyric acid (GABA(A)) receptor-associated protein-like 1
442062	0.4073	0.1088	0.0495	52668	D12Erttd647e	DNA segment, Chr 12, ERATO Doi 647, expressed
442408	-0.1382	0.5632	0.0039	56426	Pdcd10	programmed cell death 10
443626	0.3892	1.8406	0.0009	65973	Asph	aspartate-beta-hydroxylase
444829	1.7633	0.8549	0.0021	381778	Gm1067	gene model 1067, (NCBI)
444868	-0.7048	0.2941	0.0487	20185	Ncor1	nuclear receptor co-repressor 1
446075	-0.7014	0.1426	0.0001	72431	Ceacam18	CEA-related cell adhesion molecule 1
446574	0.2339	1.4279	0.0210	75697	3300001A09Rik	RIKEN cDNA 3300001A09 gene
446807	1.4131	0.6901	0.0002	24110	Usp18	ubiquitin specific peptidase 18
447416	-0.2918	1.2760	0.0410	435328	LOC435328	null
447659	-0.0804	1.9841	0.0219	78914	Nadsyn1	NAD synthetase 1
449392	0.7285	1.1853	0.0198	20818	Srprb	signal recognition particle receptor, B subunit
450590	1.1866	0.3610	0.0000	12608	Cebpb	CCAAT/enhancer binding protein (C/EBP), beta
452557	0.7016	0.7927	0.0227	56441	Nat6	N-acetyltransferase 6
452615	-1.4469	0.5615	0.0000	69983	2010204N08Rik	RIKEN cDNA 2010204N08 gene
452844	-0.7584	0.4491	0.0078	70797	Ankib1	ankyrin repeat and IBR domain containing 1
453158	0.4398	0.1110	0.0293	66446	Exosc7	exosome component 7

453309	-1.0600	0.4216	0.0114	12444	Ccnd2	cyclin D2
453402	1.0879	0.4414	0.0000	21819	Tgn	thyroglobulin
454017	0.3934	0.7686	0.0456	19891	Rpa2	replication protein A2
454810	-1.0284	0.1819	0.0003	227743	Mapkap1	mitogen-activated protein kinase associated protein 1
455437	-0.5301	0.2197	0.0443	52120	D8ErtD354e	DNA segment, Chr 8, ERATO Doi 354, expressed
455721	-0.8164	0.9469	0.0212	17863	Myb	myeloblastosis oncogene
455803	-1.6903	0.7203	0.0185	12365	Casp14	caspase 14
455897	0.4138	0.8039	0.0292	57914	Tpte2	transmembrane phosphoinositide 3-phosphatase and tensin homolog 2
456277	0.9491	0.2920	0.0021	246256	Fcgr3a	Fc fragment of IgG, low affinity IIIa, receptor
456953	-1.0432	0.4187	0.0152	70652	5730537D05Rik	RIKEN cDNA 5730537D05 gene
457831	1.8937	0.2260	0.0000	70186	2310056P07Rik	RIKEN cDNA 2310056P07 gene
458460	-0.9747	0.3837	0.0205	16000	Igf1	insulin-like growth factor 1
459528	0.3299	0.4409	0.0349	74155	Errfi1	ERBB receptor feedback inhibitor 1
460130	-1.3148	0.4667	0.0008	18408	Slc25a15	solute carrier family 25 (mitochondrial carrier ornithine transporter), member 15
460369	1.5840	0.2797	0.0000	17067	Ly6c	lymphocyte antigen 6 complex, locus C
460449	0.2629	1.0196	0.0013	11682	Alk	anaplastic lymphoma kinase
460815	-0.1100	1.2443	0.0396	56491	Vapb	vesicle-associated membrane protein, associated protein B and C
461017	-0.8161	0.3858	0.0395	94044	Bcl2l13	BCL2-like 13 (apoptosis facilitator)
462205	0.5709	0.7673	0.0294	17451	Mos	Moloney sarcoma oncogene
462547	0.6349	0.2349	0.0470	14977	Slc39a7	solute carrier family 39 (zinc transporter), member 7
463095	0.3865	1.0095	0.0367	null	null	null
463729	1.2305	0.6206	0.0049	628699 2	LOC628699 90302	RIKEN cDNA 9030205A07 Gene
463797	0.1864	1.1844	0.0484	632707 6	LOC632707 LOC632707	null
463918	-0.8962	0.2848	0.0033	101118	8430437G11Rik	RIKEN cDNA 8430437G11 gene
463972	0.7283	0.1665	0.0002	30943	Tmprss8	transmembrane protease, serine 8 (intestinal)
464101	0.2857	0.8193	0.0046	338374	Il28	interleukin 28
464308	1.7188	0.6902	0.0005	246728	Oas2	2'-5' oligoadenylate synthetase 2
464986	-0.9236	0.4643	0.0171	628084	LOC628084	null
465504	1.3675	0.5313	0.0003	14127	Fcer1g	Fc receptor, IgE, high affinity I, gamma polypeptide
465788	-0.7316	0.2283	0.0212	112407	Egln3	EGL nine homolog 3 (C. elegans)
466093	0.1849	0.6079	0.0101	73711	1110012M11Rik	RIKEN cDNA 1110012M11 gene
467354	1.4424	1.2272	0.0098	22214	Ube2h	ubiquitin-conjugating enzyme E2H

469133	0.5794	0.1398	0.0027	18030	Nfil3	nuclear factor, interleukin 3, regulated
469754	0.6579	1.0358	0.0217	258820	Olf1184	olfactory receptor 1184
470600	1.3716	0.4794	0.0000	209012	A730098P15	null
470713	-1.1187	0.5027	0.0338	72045	2010001E11Rik	RIKEN cDNA 2010001E11 gene serine (or cysteine) peptidase inhibitor, clade A,
470968	2.4070	1.3793	0.0355	20714	Serpina3k	member 3K
471371	1.5381	0.2355	0.0000	71776	Tha1	threonine aldolase 1
471396	-1.5409	0.7660	0.0376	12163	Bmp8a	bone morphogenetic protein 8a
472781	-1.3416	0.1611	0.0000	13370	Dio1	deiodinase, iodothyronine, type I
473057	-1.0139	0.4308	0.0272	83671	Syt12	synaptotagmin-like 2
473199	-0.0402	0.9833	0.0408	238447 6:LOC238447 LOC6		null
474310	0.2533	1.2137	0.0229	18050	Ngfg	nerve growth factor, gamma serine (or cysteine) peptidase inhibitor, clade A,
474562	2.3995	0.9959	0.0000	20716	Serpina3n	member 3N
475561	2.1596	0.7581	0.0000	20288	Msr1	macrophage scavenger receptor 1
476334	0.6875	1.0902	0.0432	76589	Unc5cl	unc-5 homolog C (C. elegans)-like
477364	0.7160	1.1278	0.0153	14815	Nr3c1	nuclear receptor subfamily 3, group C, member 1
478272	0.2163	0.6608	0.0248	435802 6:LOC435802 LOC6		null
479394	1.2803	1.7108	0.0008	75434	1700001C02Rik	RIKEN cDNA 1700001C02 gene
480933	0.9757	2.0142	0.0002	12591	Cdx2	caudal type homeo box 2
481078	-0.7988	0.2810	0.0001	75747	Sesn3	sestrin 3
482989	1.3260	0.2984	0.0000	12609	Cebpd	CCAAT/enhancer binding protein (C/EBP), delta
483640	0.0892	1.2741	0.0342	null	null	null
484731	-0.1529	2.0041	0.0447	50493	Txnrd1	thioredoxin reductase 1
485442	-1.3557	0.4131	0.0020	13824	Epb4.114a	erythrocyte protein band 4.1-like 4a enoyl-Coenzyme A, hydratase/3-hydroxyacyl
485519	-0.8706	0.5587	0.0444	74147	Ehhadh	Coenzyme A dehydrogenase serine (or cysteine) peptidase inhibitor, clade A,
485872	1.4503	0.4967	0.0000	20715	Serpina3g	member 3G
486923	-1.1292	0.1886	0.0000	106861	Abhd3	abhydrolase domain containing 3 solute carrier family 4, sodium bicarbonate
487141	-0.8562	0.4208	0.0129	218756	Slc4a7	cotransporter, member 7
487322	0.5907	0.2922	0.0416	null	null	null
487549	-1.2264	0.4647	0.0097	621375 6:LOC621375 LOC6		null
487657	2.3440	2.9034	0.0037	219065	A630038E17Rik	RIKEN cDNA A630038E17 gene
488851	-0.9296	0.4465	0.0471	330662	Dock1	dedicator of cyto-kinesis 1
489395	-0.1380	0.4786	0.0244	54711	Plagl2	pleiomorphic adenoma gene-like 2

490536	1.3491	0.4463	0.0000	64540	Tspan4	tetraspanin 4
490672	-1.4639	0.3314	0.0000	231396	Ugt2b36	UDP glucuronosyltransferase 2 family, polypeptide B36
491738	1.7720	0.2677	0.0000	67432	0610010D20Rik	RIKEN cDNA 0610010D20 gene
492057	-1.0616	0.2730	0.0033	71843	R3hcc1	R3H domain and coiled-coil containing 1
493258	1.5029	0.6345	0.0036	26897	Acot1	acyl-CoA thioesterase 1
493899	-0.8370	0.2197	0.0003	212439	AA986860	expressed sequence AA986860
494005	-1.7733	0.8613	0.0002	65969	Cubn	cubilin (intrinsic factor-cobalamin receptor)
494363	0.7328	0.3102	0.0230	19652 62	Rbm3 LOC626661	RNA binding motif protein 3 membrane-spanning 4-domains, subfamily A, member 4C
495283	1.7074	0.6246	0.0093	64380	Ms4a4c	4C
497010	0.0307	0.6516	0.0441	434041	LOC434041	null
499055	0.2009	0.7367	0.0317	229003	BC006779	cDNA sequence BC006779
500537	-1.0663	0.7147	0.0495	320254	A630084N20Rik	RIKEN cDNA A630084N20 gene
501592	-1.1055	0.4889	0.0280	268564	Zbtb1	zinc finger and BTB domain containing 1
501959	2.2334	1.5528	0.0344	null	null	null
503682	-0.7738	0.3627	0.0419	17288	Mep1b	meprin 1 beta
503808	-0.1789	0.9248	0.0339	328059	9030221C07Rik	RIKEN cDNA 9030221C07 gene
504312	-0.3238	0.8926	0.0103	20833	Ssrp1	structure specific recognition protein 1 solute carrier family 25, member 37 ectonucleoside triphosphate diphosphohydrolase 4
505312	2.0857	4.3169	0.0421	67712 67	Slc25a37 Entpd4	monoamine oxidase B
505324	-1.0467	0.4440	0.0017	109731	Maob	null
505948	3.3927	35.6832	0.0091	null	null	RIKEN cDNA 3110049J23 gene
506609	-0.8438	0.1668	0.0002	67307	3110049J23Rik	cytochrome P450, family 3, subfamily a, polypeptide 25
506928	-1.8819	0.2138	0.0000	56388	Cyp3a25	RIKEN cDNA 1110020G09 gene
506953	-0.8653	0.3647	0.0208	68646	1110020G09Rik	expressed sequence C79267
507310	-0.2191	0.5101	0.0498	212632	C79267	kelch-like 17 (Drosophila) pleckstrin homology domain containing, family N member 1
507527	-0.9749	0.2858	0.0007	231003 2	Klhl17 Plekhn1	liver-expressed antimicrobial peptide 2
508976	0.6096	1.0336	0.0379	259301	Leap2	null
509137	-0.9914	0.5413	0.0423	629768 5	LOC629768 LOC5	laminin, gamma 2
509409	0.7446	0.8499	0.0432	16782	Lamc2	pyrophosphatase (inorganic) 1
512122	0.6420	0.1229	0.0000	67895	Ppa1	RIKEN cDNA 2310044G17 gene
513741	-0.9429	0.3787	0.0143	217732	2310044G17Rik	

513774	-1.0128	0.4532	0.0083	16534	Kcnn4	potassium intermediate/small conductance calcium-activated channel, subfamily N, member 4
514035	1.0454	1.8651	0.0046	93694	Clec2d	C-type lectin domain family 2, member d
515217	0.2434	2.8266	0.0184	633587 4	LOC633587 LOC4	null
515681	-1.7219	0.9198	0.0426	null	null	null
						cytochrome P450, family 3, subfamily a, polypeptide 11 cytochrome P450, family 3, subfamily a, polypeptide 44 cytochrome P450, family 3, subfamily a, polypeptide 41
516253	-2.5914	0.3626	0.0000	13112 33	Cyp3a11 Cyp3a44	41
517773	0.7203	0.3208	0.0255	67840	Mrp63	mitochondrial ribosomal protein 63
518333	-0.6038	0.9578	0.0183	83945	Dnaja3	DnaJ (Hsp40) homolog, subfamily A, member 3
519424	-1.6306	0.2822	0.0000	71687	Tmem25	transmembrane protein 25
519541	0.3084	1.9287	0.0366	214663	Slc25a29	solute carrier family 25 (mitochondrial carrier, palmitoylcarnitine transporter), member 29
522189	0.8742	1.1655	0.0228	11551	Adra2a	adrenergic receptor, alpha 2a
522239	-1.6859	0.4226	0.0000	270328 6	9930109F21Rik L	RIKEN cDNA 9930109F21 gene
522416	-1.5914	1.1232	0.0366	214425	Cilp	cartilage intermediate layer protein, nucleotide pyrophosphohydrolase
524163	0.6013	0.2379	0.0494	12259	C1qa	complement component 1, q subcomponent, alpha polypeptide
524354	-0.9020	0.3976	0.0000	229731	Slc25a24	solute carrier family 25 (mitochondrial carrier, phosphate carrier), member 24
524587	-2.3391	0.2032	0.0000	105387	9030611N15Rik	RIKEN cDNA 9030611N15 gene
524957	-0.7570	0.1670	0.0035	69787	Anxa13	annexin A13
525289	1.2300	0.5682	0.0132	11647	Akp2	alkaline phosphatase 2, liver
526842	-0.8857	0.3222	0.0403	436058	LOC436058	null
526851	1.8532	1.0520	0.0221	637897 1	LOC637897 Myoz	myozenin 3
528718	0.4701	0.1422	0.0240	11792	Apex1	apurinic/aprimidinic endonuclease 1
528719	-0.1954	0.9570	0.0478	170791	Rnpc2	RNA-binding region (RNP1, RRM) containing 2
528994	1.6933	0.3958	0.0000	null	null	null
529054	-1.4415	0.4102	0.0000	213649	Arhgef19	Rho guanine nucleotide exchange factor (GEF) 19
529150	0.2934	0.7487	0.0001	13487	Slc26a3	solute carrier family 26, member 3
529650	0.0276	1.0199	0.0349	11836	Araf	v-raf murine sarcoma 3611 viral oncogene homolog
529723	1.4990	0.5441	0.0000	22318	Vamp2	vesicle-associated membrane protein 2
529768	1.6280	0.4228	0.0000	null	null	null
531528	-0.5686	0.2883	0.0259	12675	Chuk	conserved helix-loop-helix ubiquitous kinase

531607	0.2074	1.0891	0.0128	194985	LOC194985	null
531724	-0.7160	0.3412	0.0163	101202	AI987662	expressed sequence AI987662
531826	0.4482	0.7012	0.0305	18195	Nsf	N-ethylmaleimide sensitive fusion protein
532038	2.3213	0.5108	0.0000	null	null	null
532301	0.6786	0.2588	0.0440	233066	AI428936	expressed sequence AI428936
532793	-0.8438	0.2102	0.0014	71819	Kif23	kinesin family member 23
533543	-0.4570	0.7044	0.0367	109181	Trip11	thyroid hormone receptor interactor 11
534583	-0.6792	0.3145	0.0438	241447	Lass6	longevity assurance homolog 6 ( <i>S. cerevisiae</i> )
534592	-0.6113	1.0655	0.0381	59040	Rhot1	ras homolog gene family, member T1
535585	-1.0578	0.2925	0.0001	72054	Cyp4f18	cytochrome P450, family 4, subfamily f, polypeptide 18
538208	-0.0016	1.0065	0.0340	12946	Crry	complement receptor related protein
538501	0.1875	0.7362	0.0404	620400	LOC620400	null
538620	2.0670	0.5007	0.0000	21333	Tac1	tachykinin 1
540310	-0.8712	0.8203	0.0457	384009	Glipr2	GLI pathogenesis-related 2
540750	-0.4532	1.0070	0.0140	16480	Jup	junction plakoglobin
541128	0.8747	0.3551	0.0143	19106	Eif2ak2	eukaryotic translation initiation factor 2-alpha kinase 2
542220	-0.7475	0.2345	0.0016	66234	Sc4mol	sterol-C4-methyl oxidase-like
542473	-1.0981	0.1068	0.0000	21401	Tcea3	transcription elongation factor A (SII), 3
542615	1.6510	0.7458	0.0414	12828	Col4a3	procollagen, type IV, alpha 3
543307	0.2404	0.6557	0.0222	66191	Ier3ip1	immediate early response 3 interacting protein 1
543603	0.9133	0.3856	0.0110	73137	1190002C06Rik	RIKEN cDNA 1190002C06 gene
545251	2.1267	1.2379	0.0001	14294	Fpr11	formyl peptide receptor-like 1
545619	-1.4094	0.6725	0.0004	12122	Bid	BH3 interacting domain death agonist serine (or cysteine) peptidase inhibitor, clade A, member 3K serine (or cysteine) peptidase inhibitor,
545993	1.1849	0.4330	0.0070	20714 20	Serpina3k Serpina	clade A, member 3M
546037	-0.9473	1.0141	0.0033	628144	LOC628144	null
547528	0.9783	0.3207	0.0000	80287	Apobec3	apolipoprotein B editing complex 3
547641	0.3898	1.0983	0.0499	631007 6	LOC631007 LOC6	null
549284	-0.7750	0.2655	0.0004	11826	Aqp1	aquaporin 1
549942	-1.5358	0.6400	0.0137	208777	Sned1	sushi, nidogen and EGF-like domains 1
550392	0.1671	1.7986	0.0031	26417	Mapk3	mitogen activated protein kinase 3
550398	0.1328	1.4259	0.0405	81014	V1rd4	vomer nasal 1 receptor, D4
550437	1.9630	0.6013	0.0000	237256	Zc3h12d	zinc finger CCCH-type containing 12D



551000	-0.3600	0.5655	0.0439	19698	Relb	avian reticuloendotheliosis viral (v-rel) oncogene related B
551343	3.7816	10.4777	0.0162	321018	Serpina4-ps1	serine (or cysteine) peptidase inhibitor, clade A, member 4, pseudogene 1
551619	-0.8800	0.3310	0.0385	19016	Pparg	peroxisome proliferator activated receptor gamma
551769	0.7584	0.8297	0.0041	320717	9130017A15Rik	RIKEN cDNA 9130017A15 gene
551930	-0.7923	0.8640	0.0043	170459	Stard4	StAR-related lipid transfer (START) domain containing 4
552322	0.0912	0.6762	0.0364	219105	9830124H08Rik	RIKEN cDNA 9830124H08 gene
552590	0.5401	0.1889	0.0445	54399	Bet1l	blocked early in transport 1 homolog ( <i>S. cerevisiae</i> )-like
552612	-0.2469	0.9546	0.0164	18597	Pdha1	pyruvate dehydrogenase E1 alpha 1
553228	-1.1568	0.3403	0.0000	319625	Galm	galactose mutarotase
553360	1.2447	0.6019	0.0145	78408	2900046G09Rik	RIKEN cDNA 2900046G09 gene
553785	0.2730	0.9207	0.0024	null	null	null
554028	0.5381	1.0083	0.0026	213350	Pddc1	Parkinson disease 7 domain containing 1
554323	0.4280	0.5659	0.0081	12282	Hyou1	hypoxia up-regulated 1
554580	-0.8403	0.3490	0.0004	14661	Glud1	glutamate dehydrogenase 1
555213	-0.7374	3.3630	0.0467	110876	Scn2a1	sodium channel, voltage-gated, type II, alpha 1
556873	1.0055	0.5034	0.0077	70556	5730438N18Rik	RIKEN cDNA 5730438N18 gene
557371	0.3808	0.7620	0.0011	71229	4933428P19Rik	RIKEN cDNA 4933428P19 gene
557400	0.6296	0.1678	0.0035	66789	Alg14	asparagine-linked glycosylation 14 homolog (yeast)
557761	-0.6431	0.1226	0.0023	18744	Pja1	praja1, RING-H2 motif containing
557978	-0.9224	0.5628	0.0486	11534	Adk	adenosine kinase
558474	0.7549	0.6863	0.0425	13717	Eln	elastin
559603	-0.7173	0.2949	0.0071	192156	Mvd	mevalonate (diphospho) decarboxylase
561034	-0.8175	0.2323	0.0022	102105	AI481772	expressed sequence AI481772
562497	-1.1035	1.0928	0.0017	null	null	null
563270	-1.3273	0.6162	0.0327	null	null	null
564160	1.4062	1.1877	0.0257	21814	Tgfr3	transforming growth factor, beta receptor III
564650	0.1352	0.6623	0.0262	19039	Lgals3bp	lectin, galactoside-binding, soluble, 3 binding protein
565056	-0.7486	0.3105	0.0338	319554	Idi1	isopentenyl-diphosphate delta isomerase
566733	0.5053	1.5114	0.0494	639369	LOC639369	null
567485	-0.6400	1.9736	0.0355	15378	Hnf4a	hepatic nuclear factor 4, alpha
567582	2.2376	0.6213	0.0000	14344	Fut2	fucosyltransferase 2
567598	-0.4358	0.0896	0.0264	76608	Hectd3	HECT domain containing 3

567913	-1.1809	0.4671	0.0403	65086	Edg7	endothelial differentiation, lysophosphatidic acid G-protein-coupled receptor 7
567977	-1.1533	1.2404	0.0292	null	null	null
569358	-0.2647	1.1802	0.0366	382651	LOC382651	null
569396	0.6455	0.2965	0.0234	170756	Slc24a6	solute carrier family 24 (sodium/potassium/calcium exchanger), member 6
571384	1.0795	0.2439	0.0000	69146	Gsdmdc1	gasdermin domain containing 1
572745	2.1700	0.7253	0.0000	29818	Hspb7	heat shock protein family, member 7 (cardiovascular)
573670	-0.8717	0.3241	0.0329	83925	Trps1	trichorhinophalangeal syndrome I (human)
575079	-1.1106	0.4710	0.0182	239606	A630029G22Rik	RIKEN cDNA A630029G22 gene
575431	3.0022	1.0280	0.0004	13105	Cyp2d9	cytochrome P450, family 2, subfamily d, polypeptide 9
575878	2.0535	0.6790	0.0000	17329	Cxcl9	chemokine (C-X-C motif) ligand 9
576556	0.3248	0.7680	0.0048	634430	LOC634430	null
577010	0.8158	0.2976	0.0059	69824	2010001H14Rik	RIKEN cDNA 2010001H14 gene
577557	-0.7774	0.3739	0.0111	53328	Pgrmc1	progesterone receptor membrane component 1
577604	1.8171	0.3743	0.0000	17068	Ly6d	lymphocyte antigen 6 complex, locus D
577781	-2.7894	0.6981	0.0012	64452	Slc5a4a	solute carrier family 5, member 4a
578541	1.3261	2.7695	0.0484	239591	1700019P01Rik	RIKEN cDNA 1700019P01 gene
578959	-0.4782	0.7457	0.0134	70579	Zc3h11a	zinc finger CCCH type containing 11A
579252	0.6440	0.9468	0.0032	16017	Igh-4	immunoglobulin heavy chain 4 (serum IgG1)
579357	0.7106	0.2452	0.0129	623465 3	LOC623465 Rnu1	RNA, U17d small nucleolar
579467	-0.8812	0.4214	0.0308	639202 2	LOC639202 Sbno	sno, strawberry notch homolog 1 (Drosophila)
579825	0.8165	0.4299	0.0065	19385	Ranbp1	RAN binding protein 1
580920	1.5783	0.2977	0.0000	170706	Tmem37	transmembrane protein 37
581904	1.5750	0.3926	0.0015	319909	5430433G21Rik	RIKEN cDNA 5430433G21 gene
582141	0.1149	1.1438	0.0385	68137	Kdelr1	KDEL (Lys-Asp-Glu-Leu) endoplasmic reticulum protein retention receptor 1
583078	-1.4845	0.5068	0.0031	19309	Pygm	muscle glycogen phosphorylase
583535	-0.9459	0.4392	0.0288	319340	C130065N10Rik	RIKEN cDNA C130065N10 gene
583604	0.7212	2.4651	0.0465	null	null	null
584256	-1.1671	0.2568	0.0000	11847	Arg2	arginase type II
584309	-0.8852	0.3953	0.0206	104252	Cdc42ep2	CDC42 effector protein (Rho GTPase binding) 2
584535	-1.7490	0.4846	0.0000	14263	Fmo5	flavin containing monooxygenase 5
584616	0.3569	1.1003	0.0411	71182	4933417G07Rik	RIKEN cDNA 4933417G07 gene
584941	-1.2232	0.7164	0.0146	108989	Tpr	translocated promoter region

584995	1.5827	1.1464	0.0355	69202	2610009E16Rik	RIKEN cDNA 2610009E16 gene epidermal growth factor-containing fibulin-like
585230	-0.8912	0.2910	0.0003	216616	Efemp1	extracellular matrix protein 1
585648	0.5162	0.8920	0.0306	66576	Uqcrh	ubiquinol-cytochrome c reductase hinge protein
586115	-0.3015	0.8375	0.0098	64074	Smoc2	SPARC related modular calcium binding 2
586296	-1.3312	0.5065	0.0033	14468	Gbp1	guanylate nucleotide binding protein 1
586606	0.7184	0.2417	0.0391	76686	1500005P14Rik	RIKEN cDNA 1500005P14 gene
586768	0.4202	0.7991	0.0402	17874	Myd88	myeloid differentiation primary response gene 88
586968	-0.6560	0.3465	0.0384	630950 6:LOC630950 LOC6		aldo-keto reductase family 1, member C12
587498	-1.1471	0.5264	0.0318	67252	Cap2	CAP, adenylate cyclase-associated protein, 2 (yeast) chaperone, ABC1 activity of bc1 complex like (S. pombe)
588178	-1.0387	0.3279	0.0000	67426	Cabc1	
588217	-0.5801	0.7116	0.0200	232157	Mobk1b	MOB1, Mps One Binder kinase activator-like 1B (yeast)
588567	1.1977	0.4325	0.0132	78801	Ak7	adenylate kinase 7
590082	-1.6924	0.7377	0.0000	16116	Igk-V32	immunoglobulin kappa chain variable 32 (V32)
590688	3.1235	0.7896	0.0000	55985	Cxcl13	chemokine (C-X-C motif) ligand 13
591501	-1.4920	0.8671	0.0448	12728	Clcn5	chloride channel 5
591647	0.7888	0.2576	0.0076	22381	Wbp5	WW domain binding protein 5
592219	1.0827	0.3923	0.0000	12475	Cd14	CD14 antigen
592365	2.8052	0.3281	0.0000	110454	Ly6a	lymphocyte antigen 6 complex, locus A
593775	-0.9646	0.2779	0.0047	74032	4632417N05Rik	RIKEN cDNA 4632417N05 gene
593961	0.8108	1.6194	0.0000	117167	Steap4	STEAP family member 4
595199	-0.4884	1.0879	0.0041	71620	9130016M20Rik	RIKEN cDNA 9130016M20 gene
595928	-0.9646	0.3733	0.0067	24001	Tiam2	T-cell lymphoma invasion and metastasis 2
596198	1.1645	0.4019	0.0247	237979	Sdk2	sidekick homolog 2 (chicken)
596547	0.1365	0.9061	0.0073	67180	Yipf5	Yip1 domain family, member 5
596830	-0.7365	0.2772	0.0262	14339	Fts	fused toes
597474	1.8013	0.5893	0.0032	50929	Il22	interleukin 22
597942	-0.4831	0.1292	0.0120	null	null	null
598781	-1.1614	0.6635	0.0486	72190	2510009E07Rik	RIKEN cDNA 2510009E07 gene
598879	-0.1157	0.8671	0.0387	70573	5730478M09Rik	RIKEN cDNA 5730478M09 gene
598968	-0.3518	1.3803	0.0002	22388	Wdr1	WD repeat domain 1
599323	0.3697	1.2505	0.0266	53313	Atp2a3	ATPase, Ca <sup>++</sup> transporting, ubiquitous
599632	1.3252	0.4863	0.0000	258016	Olfr453	olfactory receptor 453
599909	-1.0933	0.5460	0.0191	52635	D12Ertd551e	DNA segment, Chr 12, ERATO Doi 551, expressed

599933	3.0894	2.3323	0.0077	null	null	null
600018	-0.6781	0.1750	0.0054	67991	Btbd14a	BTB (POZ) domain containing 14A sema domain, immunoglobulin domain (Ig), transmembrane domain (TM) and short cytoplasmic domain, (semaphorin) 4B
600220	-0.8891	0.7967	0.0403	20352	Sema4b	domain, (semaphorin) 4B
601028	1.9323	1.1818	0.0396	null	null	null
601623	0.4688	0.2010	0.0496	null	null	null
602445	-1.1287	0.4926	0.0477	67866	Wfdc1	WAP four-disulfide core domain 1
603014	-0.6549	0.2295	0.0088	72999	Insig2	insulin induced gene 2
603800	0.3527	0.9661	0.0426	230972 6:	Arhgef16 LOC638	Rho guanine nucleotide exchange factor (GEF) 16
604325	0.6473	1.0186	0.0189	null	null	null
604623	0.7600	0.3508	0.0457	235587	Parp3	poly (ADP-ribose) polymerase family, member 3
605866	-2.3950	1.2591	0.0000	72082	Cyp2c55	cytochrome P450, family 2, subfamily c, polypeptide 55
605929	-0.8558	0.2618	0.0026	66307	Isoc1	isochorismatase domain containing 1
606186	0.9505	0.2571	0.0001	71583	9130008F23Rik	RIKEN cDNA 9130008F23 gene
607840	1.3865	0.5648	0.0005	16803	Lbp	lipopolysaccharide binding protein
608753	-1.2946	0.6475	0.0193	214899	Jarid1a	jumonji, AT rich interactive domain 1A (Rbp2 like)
610341	0.7286	0.3398	0.0338	17313	Mgp	matrix Gla protein
611183	1.4124	1.0615	0.0242	74080	Nmnat3	nicotinamide nucleotide adenylyltransferase 3
612691	0.8557	0.1476	0.0003	17873	Gadd45b	growth arrest and DNA-damage-inducible 45 beta
612894	-1.3877	0.2342	0.0000	100727	Ugt2b34	UDP glucuronosyltransferase 2 family, polypeptide B34
614729	-0.0572	1.2922	0.0389	74159	Acbd5	acyl-Coenzyme A binding domain containing 5
615309	-1.4613	1.0218	0.0257	217830	9030617O03Rik	RIKEN cDNA 9030617O03 gene
615794	3.0723	0.5347	0.0000	17392	Mmp3	matrix metalloproteinase 3
616099	0.6812	1.0149	0.0034	16190	Il4ra	interleukin 4 receptor, alpha
616119	0.6155	1.3803	0.0065	20399	Sh2bpsm1	SH2-B PH domain containing signaling mediator 1
616997	-2.2724	0.4307	0.0000	18858	Pmp22	peripheral myelin protein
617328	0.6810	0.1713	0.0050	69861	2010003K11Rik	RIKEN cDNA 2010003K11 gene
617994	-1.2408	1.0890	0.0327	434179	LOC434179	null
618089	3.4774	3.5598	0.0450	12346	Car1	carbonic anhydrase 1
620526	2.6533	1.5225	0.0388	15439	Hp	haptoglobin
620558	1.0828	1.2736	0.0098	17125	Smad1	MAD homolog 1 (Drosophila)
620644	-1.0930	0.2686	0.0037	18415	Hspa4l	heat shock 70kDa protein 4 like
621111	-1.9075	0.7442	0.0000	74190	1200009I06Rik	RIKEN cDNA 1200009I06 gene
621377	-0.7216	0.2647	0.0298	11921	Atoh1	atonal homolog 1 (Drosophila)

621447	-0.9568	0.3870	0.0187	76768	2010001C14Rik	RIKEN cDNA 2010001C14 gene
622762	-0.1139	0.8719	0.0299	null	null	null
624146	-0.2555	1.0226	0.0328	14792	Grcc3f	gene rich cluster, C3f gene
624236	0.6585	0.9612	0.0000	null	null	null
625547	0.4079	0.7594	0.0186	15162	Hck	hemopoietic cell kinase
626096	-0.2591	0.8859	0.0020	16906	Lmnb1	lamin B1
626908	0.3269	1.1552	0.0268	null	null	null
627387	0.5480	0.2088	0.0468	24068	Sra1	steroid receptor RNA activator 1
627406	1.0298	0.1352	0.0000	52793	ORF9	open reading frame 9
627882	-1.1368	0.4977	0.0011	140742	Sesn1	sestrin 1
628034	0.5348	0.7883	0.0074	237221	BC023488	cDNA sequence BC023488
628556	-1.3555	0.6867	0.0000	11735	Ank3	ankyrin 3, epithelial
629469	-2.3055	0.4710	0.0000	72948	2900041A09Rik	RIKEN cDNA 2900041A09 gene
630663	1.8208	0.5561	0.0000	null	null	null
631920	1.3356	0.6968	0.0372	213171	Prss27	protease, serine 27
632639	-0.7057	0.3091	0.0193	320111	9630019K15Rik	RIKEN cDNA 9630019K15 gene
632987	0.6638	0.8938	0.0010	207819	4930539E08Rik	RIKEN cDNA 4930539E08 gene
632999	-0.3626	0.5556	0.0446	21848	Trim24	tripartite motif protein 24
633576	-1.5834	3.0367	0.0095	22270	Upk3a	uroplakin 3A
634387	-1.3730	0.3059	0.0000	13121	Cyp51	cytochrome P450, family 51
635079	0.6596	0.8138	0.0337	27207	Rps11	ribosomal protein S11
635231	0.1880	1.6484	0.0044	17159	Man2b1	mannosidase 2, alpha B1
636094	-0.8422	1.3455	0.0039	15441	Hp1bp3	heterochromatin protein 1, binding protein 3
636288	-0.9147	0.4391	0.0425	22782	Slc30a1	solute carrier family 30 (zinc transporter), member 1
637065	-1.6203	0.6877	0.0017	null	null	null
637629	-1.1745	0.4750	0.0023	211389	Suox	sulfite oxidase
637992	-1.6661	0.4938	0.0000	67815	Sec14l2	SEC14-like 2 ( <i>S. cerevisiae</i> )
638465	0.0596	1.4782	0.0050	235907	Zfp71-rs1	zinc finger protein 71, related sequence 1
640447	-0.5927	0.7741	0.0063	74754	Dhcr24	24-dehydrocholesterol reductase
640779	-2.2581	3.2883	0.0238	12780	Abcc2	ATP-binding cassette, sub-family C (CFTR/MRP), member 2
641229	-0.7106	0.8965	0.0056	12521	Cd82	CD82 antigen
642051	-0.6118	0.1922	0.0237	66333	Aqp11	aquaporin 11
642081	-1.0508	0.2154	0.0000	68255	Tmem86b	transmembrane protein 86B
642750	0.8316	0.2845	0.0054	327959	Fbxo39	F-box protein 39
643747	-0.6292	0.2371	0.0316	240756	Klhl12	kelch-like 12 ( <i>Drosophila</i> )
646071	-2.4912	0.3979	0.0000	20250	Scd2	stearoyl-Coenzyme A desaturase 2

646267	-0.3423	0.7116	0.0194	14683	Gnas	GNAS (guanine nucleotide binding protein, alpha stimulating) complex locus
647028	0.1032	0.4759	0.0304	16195	Il6st	interleukin 6 signal transducer
647051	-0.0876	1.4597	0.0098	630249	LOC630249	null
647190	-0.6986	0.2406	0.0292	239759	Liph	lipase, member H
648457	0.9324	0.8454	0.0358	73656	Ms4a6c	membrane-spanning 4-domains, subfamily A, member 6C
648628	0.6663	0.9104	0.0078	216161	Stno	strawberry notch homolog (Drosophila)
648897	0.0185	0.8088	0.0089	224250	1110019C08Rik	RIKEN cDNA 1110019C08 gene
649639	-0.5255	1.0690	0.0321	319336	C130036L24Rik	RIKEN cDNA C130036L24 gene
651650	-0.5771	0.1533	0.0167	268420	Ofoxd	oxoglutarate and iron-dependent oxygenase domain containing
653170	0.5413	0.9617	0.0001	22321	Vars2	valyl-tRNA synthetase 2
654365	-0.2611	1.6889	0.0435	13430	Dnm2	dynamamin 2
655143	0.7129	0.3244	0.0323	258278	Olf284	olfactory receptor 284
655383	-0.5544	1.2589	0.0072	338367	Myo1d	myosin ID
655540	-0.2334	2.1824	0.0178	75701	2010110K18Rik	RIKEN cDNA 2010110K18 gene
655914	-0.4652	0.6432	0.0479	621349 5	LOC621349 LOC5	null
656054	1.2236	1.7065	0.0335	72289	Malat1	metastasis associated lung adenocarcinoma transcript 1 (non-coding RNA)
656212	-0.8741	0.2013	0.0000	67389	C1qdc2	C1q domain containing 2
656636	-0.7318	0.2498	0.0070	224938	Pja2	praja 2, RING-H2 motif containing
657045	-1.2620	0.6862	0.0497	269966	Nup98	nucleoporin 98
657690	-2.0222	0.4563	0.0000	337924	Cyp3a44	cytochrome P450, family 3, subfamily a, polypeptide 44
660657	0.6789	0.2178	0.0010	73666	Thoc3	THO complex 3
660856	-0.8789	0.3408	0.0399	13008	Csrp2	cysteine and glycine-rich protein 2
661185	0.0304	0.6914	0.0071	27060	Tcirg1	T-cell, immune regulator 1
662059	-0.1377	0.6319	0.0380	14751	Gpi1	glucose phosphate isomerase 1
662346	0.7089	0.1344	0.0027	66552	2010106G01Rik	RIKEN cDNA 2010106G01 gene
662485	1.4955	0.5304	0.0000	19416	Rasd1	RAS, dexamethasone-induced 1
664685	1.3292	0.4557	0.0054	50498	Ebi3	Epstein-Barr virus induced gene 3
664857	1.5126	2.3719	0.0353	null	null	null
665025	-0.8201	0.2686	0.0014	72535	Aldh1b1	aldehyde dehydrogenase 1 family, member B1
665530	0.4441	0.1311	0.0403	12982	Csf2ra	colony stimulating factor 2 receptor, alpha, low-affinity (granulocyte-macrophage)
665654	-1.0453	0.5960	0.0110	null	null	null

666797	0.4793	0.8582	0.0221	57757	Pglyrp2	peptidoglycan recognition protein 2
667520	0.6438	1.1684	0.0340	215015	C530043G21Rik	RIKEN cDNA C530043G21 gene
667764	-0.7096	0.2418	0.0396	70564	5730469M10Rik	RIKEN cDNA 5730469M10 gene
668026	-0.9750	0.3083	0.0021	208117	Aph1b	anterior pharynx defective 1b homolog (C. elegans)
668380	-1.7581	0.5891	0.0001	216864	Mgl2	macrophage galactose N-acetyl-galactosamine specific lectin 2
668715	-0.6192	0.2280	0.0344	74197	Gtf2e1	general transcription factor II E, polypeptide 1 (alpha subunit)
669017	-0.2406	0.7824	0.0128	231989	D430007103	null
669114	0.9304	0.6019	0.0006	67332	Snrpd3	small nuclear ribonucleoprotein D3
669550	-0.9064	0.3891	0.0218	100559	Ugt2b38	UDP glucuronosyltransferase 2 family, polypeptide B38
669874	0.1402	8.7718	0.0374	100910	2010209O12Rik	RIKEN cDNA 2010209O12 gene
670057	-0.7041	0.1785	0.0009	230099	Car9	carbonic anhydrase 9
673097	-0.1224	1.0539	0.0020	20815	Srpk1	serine/arginine-rich protein specific kinase 1
673505	-1.3276	0.7059	0.0216	104112	Acly	ATP citrate lyase
674483	-0.9257	0.2862	0.0039	631037 6:LOC631037 LOC6		null
674823	1.2420	0.4883	0.0000	414105	4732465J04Rik	RIKEN cDNA 4732465J04 gene
675560	0.5329	0.7418	0.0129	378460 3:Pram1 Zfp414		zinc finger protein 414
676091	1.4818	0.4994	0.0000	null	null	null
676305	2.2623	1.0766	0.0293	20717	Serpina3m	serine (or cysteine) peptidase inhibitor, clade A, member 3M
677412	-1.9228	0.3333	0.0000	18671	Abcb1a	ATP-binding cassette, sub-family B (MDR/TAP), member 1A
679267	0.7867	0.9480	0.0445	67299	Dock7	dedicator of cytokinesis 7
680529	-0.8705	0.3797	0.0342	109108	Slc30a9	solute carrier family 30 (zinc transporter), member 9
681504	-1.6893	0.6072	0.0072	171168	Asah3	N-acylsphingosine amidohydrolase (alkaline ceramidase) 3
683289	1.0402	0.3429	0.0000	72292	2210009P08Rik	RIKEN cDNA 2210009P08 gene
683388	0.7163	0.1949	0.0042	107221	Gpr120	G protein-coupled receptor 120
684329	-1.3919	0.3533	0.0000	13195	Ddc	dopa decarboxylase
685030	-0.5626	0.7596	0.0085	73340	Nptxr	neuronal pentraxin receptor
685120	-0.5882	0.1442	0.0050	630543 6:LOC630543 2310		RIKEN cDNA 2310015N07 gene
685490	-0.8022	0.3580	0.0190	74493	Tnks2	tankyrase, TRF1-interacting ankyrin-related ADP-ribose polymerase 2
686167	-1.0141	0.3676	0.0000	54611	Pde3a	phosphodiesterase 3A, cGMP inhibited
686636	0.8051	0.3278	0.0029	223697	Unc84b	unc-84 homolog B (C. elegans)



686735	-1.2115	0.4968	0.0048	null	null	null
688832	0.3885	0.6256	0.0125	17842	Mup3	major urinary protein 3
689809	-0.8131	0.3741	0.0332	20185	Ncor1	nuclear receptor co-repressor 1
689978	0.6213	0.1223	0.0002	19882	Mst1r	macrophage stimulating 1 receptor (c-met-related tyrosine kinase)
690548	-1.5642	0.9783	0.0041	226781	Slc30a10	solute carrier family 30, member 10
690974	-0.9938	0.9952	0.0303	22057	Tob1	transducer of ErbB-2.1
692814	0.7763	0.3889	0.0164	56045	Samhd1	SAM domain and HD domain, 1
692862	-0.0533	1.1071	0.0342	226470	Zbtb41	zinc finger and BTB domain containing 41 homolog
692966	4.7653	0.6101	0.0000	20210	Saa3	serum amyloid A 3
693022	0.5154	0.1784	0.0266	386612	Wdr58	WD repeat domain 58
693302	-0.8137	0.2636	0.0239	68833	Pdcl3	phosducin-like 3
693776	-1.0082	0.2735	0.0000	53315	Sult1d1	sulfotransferase family 1D, member 1
694816	-0.6859	0.1965	0.0025	215951	Lace1	lactation elevated 1
694979	-1.4197	0.2323	0.0000	22238	Ugt2b5	UDP glucuronosyltransferase 2 family, polypeptide B5
695308	0.8896	0.2867	0.0206	75234	Ibrdc3	IBR domain containing 3
695804	-0.1053	1.2534	0.0393	378954	3000002C10Rik	RIKEN cDNA 3000002C10 gene
696234	-1.0921	0.4143	0.0000	101476	Plekha1	pleckstrin homology domain containing, family A (phosphoinositide binding specific) member 1
696560	-1.5766	0.3496	0.0000	76507	Abp1	amiloride binding protein 1 (amine oxidase, copper-containing)
697037	-0.6589	0.2450	0.0191	72022	Slc35f2	solute carrier family 35, member F2
699266	0.3120	1.6548	0.0492	null	null	null
699442	-0.8293	0.2952	0.0007	73610	1700123A16Rik	RIKEN cDNA 1700123A16 gene
700035	0.3897	0.7816	0.0111	319745	D130067C23Rik	RIKEN cDNA D130067C23 gene
700515	0.9298	1.5192	0.0384	217122	A430060F13Rik	RIKEN cDNA A430060F13 gene
700608	-0.6612	0.3300	0.0489	68494	1110011C06Rik	RIKEN cDNA 1110011C06 gene
701423	-0.9090	0.3543	0.0214	54139	Irf6	interferon regulatory factor 6
701850	2.0019	0.9323	0.0154	14293	Fpr1	formyl peptide receptor 1
703094	-0.2702	0.7629	0.0479	77989	E130105L11Rik	RIKEN cDNA E130105L11 gene
703539	-0.3304	0.9706	0.0237	12350	Car3	carbonic anhydrase 3
703579	0.4646	0.7771	0.0249	12969	Crygf	crystallin, gamma F
704514	-0.6113	0.2429	0.0437	null	null	null
704678	-0.4343	1.0831	0.0494	64898	Lpin2	lipin 2
706194	0.5877	0.2558	0.0457	69833	Polr2f	polymerase (RNA) II (DNA directed) polypeptide F

706854	0.8874	1.4769	0.0038	11518	Add1	adducin 1 (alpha)
707202	0.2684	1.1060	0.0424	620387	LOC620387	null
707994	1.1899	0.4150	0.0128	null	null	null
708117	-1.2162	0.6203	0.0123	30944	Zfp354c	zinc finger protein 354C
709885	-0.8146	0.2008	0.0012	66822	Fbxo25	F-box only protein 25
711199	-1.6097	0.2372	0.0000	330064	Slc5a6	solute carrier family 5 (sodium-dependent vitamin transporter), member 6
711471	0.6680	1.0675	0.0429	230810	Slc30a2	solute carrier family 30 (zinc transporter), member 2
712701	-0.7871	0.9601	0.0470	320292	Rasgef1b	RasGEF domain family, member 1B
713441	-0.9094	0.2592	0.0140	109212	6720460F02Rik	RIKEN cDNA 6720460F02 gene
713690	0.6343	0.2527	0.0468	330173	2610524H06Rik	RIKEN cDNA 2610524H06 gene
713694	0.1283	0.6191	0.0001	66477	Usmg5	upregulated during skeletal muscle growth 5
715042	-1.8963	0.5921	0.0000	242050	Igsf10	immunoglobulin superfamily, member 10
715331	0.0986	0.9239	0.0009	434037	LOC434037	null
715876	0.4185	1.3397	0.0421	17698	Msn	moesin
716222	0.3557	0.7449	0.0495	20481	Ski	Sloan-Kettering viral oncogene homolog
720464	-0.1292	1.1801	0.0411	null	null	null
721647	-0.1899	1.1526	0.0001	13821	Epb4.111	erythrocyte protein band 4.1-like 1
722203	-0.6017	0.2972	0.0357	170719	Oxr1	oxidation resistance 1
722332	0.1079	1.5946	0.0444	12380	Cast	calpastatin
722473	0.9392	0.3553	0.0434	100213	Rusc2	RUN and SH3 domain containing 2
723549	-0.8524	0.3366	0.0022	20300	Ccl25	chemokine (C-C motif) ligand 25
724197	-0.9427	0.4133	0.0063	null	null	null
725337	-1.0012	1.1267	0.0008	66801	Prkrip1	Prkr interacting protein 1 (IL11 inducible)
725442	-0.5760	1.0595	0.0007	70984	4931406C07Rik	RIKEN cDNA 4931406C07 gene
726269	2.1300	0.8494	0.0000	null	null	null
726323	-0.2352	1.7461	0.0073	56643	Slc15a1	solute carrier family 15 (oligopeptide transporter), member 1
726842	-0.8446	0.2834	0.0097	74464	Zswim5	zinc finger, SWIM domain containing 5
726901	4.0938	1.0858	0.0000	16819	Lcn2	lipocalin 2
727032	1.8135	0.8405	0.0009	15360	Hmgcs2	3-hydroxy-3-methylglutaryl-Coenzyme A synthase 2
727332	0.7553	0.1474	0.0000	27397	Mrpl17	mitochondrial ribosomal protein L17
727669	0.7761	0.2287	0.0017	69270	2810418N01Rik	RIKEN cDNA 2810418N01 gene
727684	0.9590	0.3040	0.0042	227059	Slc39a10	solute carrier family 39 (zinc transporter), member 10
727829	-0.8938	0.3115	0.0021	97848	Serpnb6c	serine (or cysteine) peptidase inhibitor, clade B, member 6c

727935	-1.2354	0.4364	0.0007	432720	Akr1c19	aldo-keto reductase family 1, member C19
728671	0.2191	0.5888	0.0065	75532	1700015C15Rik	RIKEN cDNA 1700015C15 gene
730170	-0.8694	0.2322	0.0000	170745	Xpnpep2	X-prolyl aminopeptidase (aminopeptidase P) 2, membrane-bound
730265	0.6736	1.0591	0.0009	70784	Rasl12	RAS-like, family 12
730299	-0.4890	0.2061	0.0436	73166	Tm7sf2	transmembrane 7 superfamily member 2
731398	0.6485	0.2582	0.0314	null	null	null
731425	0.5820	0.1869	0.0354	75692	2310073E15Rik	RIKEN cDNA 2310073E15 gene
731707	-1.6812	0.2827	0.0000	380924	Olfm4	olfactomedin 4
732079	-1.2963	0.2674	0.0000	13615	Edn2	endothelin 2
732279	4.7701	0.6939	0.0000	20210	Saa3	serum amyloid A 3
732622	1.7749	1.0659	0.0461	258741	Olfir935	olfactory receptor 935
732899	0.9164	0.4141	0.0276	23962	Oasl2	2'-5' oligoadenylate synthetase-like 2
733105	-0.7759	0.2538	0.0164	108989	Tpr	translocated promoter region
733421	1.6604	1.0848	0.0458	null	null	null
734219	0.4349	1.0864	0.0034	67226	Tmem19	transmembrane protein 19
734744	-0.2661	0.5794	0.0497	399591	4930488E11Rik	RIKEN cDNA 4930488E11 gene
734782	-0.7628	0.2371	0.0037	67515	2900001O04Rik	RIKEN cDNA 2900001O04 gene
735232	0.9395	0.3723	0.0211	69987	1700026L06Rik	RIKEN cDNA 1700026L06 gene
735885	-1.1002	0.2849	0.0000	27360	Add3	adducin 3 (gamma)
736319	-0.4961	0.1575	0.0120	107767	Scamp1	secretory carrier membrane protein 1
736967	0.5870	0.7127	0.0443	22354	Vipr1	vasoactive intestinal peptide receptor 1 v-erb-b2 erythroblastic leukemia viral oncogene homolog 3 (avian)
737078	0.1180	0.4963	0.0400	13867	ErbB3	homolog 3 (avian)
737225	-1.1068	0.7196	0.0307	60363	Cldn15	claudin 15
738261	-0.9847	0.2652	0.0007	170833	Hook2	hook homolog 2 (Drosophila)
738581	0.0267	1.1922	0.0449	545968 3	LOC545968 11100	RIKEN cDNA 1110014K08 gene
738720	0.6369	0.6186	0.0221	329065	Scd4	stearoyl-coenzyme A desaturase 4
739739	-0.7699	0.4592	0.0048	56434	Tspan3	tetraspanin 3
739883	2.2637	0.8488	0.0000	106565	Egfl9	EGF-like-domain, multiple 9
741369	-0.9147	0.3071	0.0003	434064	LOC434064	null
741552	1.0667	0.3931	0.0001	69550	Bst2	bone marrow stromal cell antigen 2
742436	-0.6174	0.1542	0.0039	212111	Inpp5a	inositol polyphosphate-5-phosphatase A
742602	-0.9850	0.3192	0.0006	18703	Pigr	polymeric immunoglobulin receptor
742757	-0.7307	1.0095	0.0003	66515	Cul7	cullin 7 Finkel-Biskis-Reilly murine sarcoma virus (FBR-MuSV)
742969	1.4050	0.7329	0.0096	14109	Fau	ubiquitously expressed (fox derived)

743607	2.5735	0.5147	0.0000	12702	Socs3	suppressor of cytokine signaling 3
743990	-0.7405	0.1609	0.0000	74442	4933405A16Rik	RIKEN cDNA 4933405A16 gene
744117	-0.9511	0.3125	0.0016	58176	Rhbg	Rhesus blood group-associated B glycoprotein pleckstrin homology domain containing, family B (evectins) member 1
744356	-1.0609	1.0924	0.0312	27276	Plekhhb1	
744540	-0.9753	0.4463	0.0141	13052	Cxadr	coxsackievirus and adenovirus receptor
745090	0.8092	0.2625	0.0001	11522	Adh1	alcohol dehydrogenase 1 (class I)
745256	-1.1550	0.4054	0.0044	16680	Krt2-16	keratin complex 2, basic, gene 16
746867	0.1386	1.5103	0.0202	53333	Tomm40	translocase of outer mitochondrial membrane 40 homolog (yeast)
747120	0.4823	1.5545	0.0135	17000	Ltbr	lymphotoxin B receptor
747309	-0.6043	0.1968	0.0260	75957	5033413D16Rik	RIKEN cDNA 5033413D16 gene
749506	1.1563	0.4603	0.0138	14675	Gna14	guanine nucleotide binding protein, alpha 14
750137	-0.7064	0.1153	0.0009	72565	Uaca	uvual autoantigen with coiled-coil domains and ankyrin repeats
750405	-1.0331	0.5220	0.0236	72046	2010005J08Rik	RIKEN cDNA 2010005J08 gene
750537	2.2487	19.2189	0.0324	null	null	null
750552	-1.0149	0.3472	0.0038	102022	Ces6	carboxylesterase 6
751306	-0.5703	0.1945	0.0441	71927	D8Wsu49e	DNA segment, Chr 8, Wayne State University 49, expressed
751623	1.0109	0.2249	0.0000	null	null	null
751977	0.5918	0.1806	0.0298	114584	Clic1	chloride intracellular channel 1
752450	-0.1999	0.9194	0.0001	17772	Mtm1	X-linked myotubular myopathy gene 1
753093	0.1929	1.5478	0.0446	94282	Sfxn5	sideroflexin 5
753213	-0.2961	2.0857	0.0387	78558	Htra3	HtrA serine peptidase 3
754600	0.2394	0.7553	0.0254	13854	Epn1	epsin 1
755209	-1.4826	0.4389	0.0000	20216	Acsm3	acyl-CoA synthetase medium-chain family member 3
755470	-0.8759	0.2181	0.0038	67266	2900024C23Rik	RIKEN cDNA 2900024C23 gene
755758	0.4095	0.7072	0.0292	22361	Vnn1	vanin 1
756408	-0.8836	1.6458	0.0119	619960 3	LOC619960 LOC3	null
758483	-0.8709	0.3683	0.0129	243780	E330009J07Rik	RIKEN cDNA E330009J07 gene
759373	-1.1170	0.3289	0.0048	219134	Tmem46	transmembrane protein 46
759375	1.5013	0.4429	0.0001	14825	Cxcl1	chemokine (C-X-C motif) ligand 1
759491	-1.2979	0.1934	0.0000	69049	Cml5	camello-like 5
760847	-1.2155	0.2065	0.0000	268860	Abat	4-aminobutyrate aminotransferase
761473	0.7498	0.6421	0.0015	620350 1	LOC620350 Cts3	cathepsin 3

762404	-0.8294	0.4214	0.0235	69568	Vkorc111	vitamin K epoxide reductase complex, subunit 1-like 1
763105	-1.3382	0.5068	0.0009	269198	Nbeal1	neurobeachin like 1
763602	-0.7346	0.3011	0.0388	54484	Mkrm1	makorin, ring finger protein, 1
764509	-3.4213	1.0419	0.0000	13114	Cyp3a16	cytochrome P450, family 3, subfamily a, polypeptide 16
764763	-1.0042	0.4948	0.0241	236260	LOC236260	null
765126	-0.5956	0.1829	0.0342	107528	Magee1	melanoma antigen, family E, 1
765955	0.6446	1.4439	0.0004	28000	Prp19	PRP19/PSO4 homolog (S. cerevisiae)
766009	2.7250	0.7243	0.0000	105892	LOC105892	null
767340	-1.0797	0.3704	0.0100	71938	2310076G13Rik	RIKEN cDNA 2310076G13 gene
767927	-0.7416	0.4028	0.0239	null	null	null
770438	-0.8573	0.3789	0.0468	66972	Slc25a23	solute carrier family 25 (mitochondrial carrier
770481	-0.7681	0.3879	0.0020	22258	Usp4	ubiquitin specific peptidase 4 (proto-oncogene)
770746	-0.5020	0.8107	0.0446	544905	LOC544905	null
770978	1.2681	2.1184	0.0075	12494	Cd38	CD38 antigen
772876	-0.6940	0.1978	0.0002	26905	Eif2s3x	eukaryotic translation initiation factor 2, subunit 3, structural gene X-linked
773757	0.3829	0.6605	0.0338	74846	4930405A21Rik	RIKEN cDNA 4930405A21 gene
774705	0.6436	0.1174	0.0039	229672	Gm566	gene model 566, (NCBI)
775036	2.6432	2.4525	0.0419	66743	4931406I20Rik	RIKEN cDNA 4931406I20 gene
780008	-0.1475	1.2958	0.0264	null	null	null
781246	0.7446	1.1990	0.0446	76954	St5	suppression of tumorigenicity 5
781373	-0.5509	0.0939	0.0007	640668 2:LOC640668 LOC2		null
781898	-0.7361	0.2081	0.0011	212627 6:Prpsap2 LOC6237		phosphoribosyl pyrophosphate synthetase-associated protein 2
782214	-1.3071	0.5784	0.0069	13897	Es22	esterase 22
782274	0.6419	0.1699	0.0063	74761	Mxra8	matrix-remodelling associated 8
783097	0.3353	0.6358	0.0018	640635	LOC640635	null
783681	0.5693	1.0241	0.0386	209200	Dtx3l	deltex 3-like (Drosophila)
784058	-0.7975	0.2594	0.0055	213783	Plekhg1	pleckstrin homology domain containing, family G (with RhoGef domain) member 1
784070	-0.9201	0.1941	0.0003	320683	Zfp629	zinc finger protein 629
786453	-0.9974	0.3313	0.0000	73102	3110004L20Rik	RIKEN cDNA 3110004L20 gene
786761	1.7403	0.8448	0.0184	23886	Gdf15	growth differentiation factor 15
786798	-0.5397	0.6529	0.0282	78485	2200007N16Rik	RIKEN cDNA 2200007N16 gene
787934	-0.7759	0.3306	0.0390	228550	Itpka	inositol 1,4,5-trisphosphate 3-kinase A

788497	0.6536	0.2723	0.0402	12921	Crhr1	corticotropin releasing hormone receptor 1
789504	0.9353	0.3986	0.0115	12045 12	Bcl2a1b Bcl2a1d	B-cell leukemia/lymphoma 2 related protein A1b B-cell leukemia/lymphoma 2 related protein A1d
789920	0.4958	1.1267	0.0159	109624	Cald1	caldesmon 1
790112	2.4339	1.0590	0.0000	20201	S100a8	S100 calcium binding protein A8 (calgranulin A)
790266	-0.1007	0.8673	0.0042	77929	Yip6	Yip1 domain family, member 6
790962	-1.0093	0.4442	0.0101	102294	Cyp4v3	cytochrome P450, family 4, subfamily v, polypeptide 3
791230	1.5553	0.6433	0.0074	258730	Olfr483	olfactory receptor 483
794780	0.0066	1.5174	0.0133	269423	3110057O12Rik	RIKEN cDNA 3110057O12 gene
796859	0.7959	0.9309	0.0299	225280	D030070L09Rik	RIKEN cDNA D030070L09 gene
797048	0.8731	0.6480	0.0014	16068	Il18bp	interleukin 18 binding protein
797894	1.0083	0.4475	0.0148	19141	Lgmn	legumain
797944	0.5942	1.1203	0.0489	626058 6	LOC626058 LOC6	null
800239	2.0843	1.1391	0.0302	null	null	null
800770	0.2549	1.2651	0.0292	23888	Gpc6	glypican 6
801583	-0.8834	0.2239	0.0001	74556	9130404H23Rik	RIKEN cDNA 9130404H23 gene
803271	1.4219	0.1650	0.0000	109857	Cbr3	carbonyl reductase 3
803714	0.5800	0.2413	0.0424	54402	Stk19	serine/threonine kinase 19
803791	-0.8176	0.2074	0.0000	18260	Ocln	occludin
804123	1.4256	1.3322	0.0089	21817	Tgm2	transglutaminase 2, C polypeptide
804551	-0.5762	0.1655	0.0271	28018	D7Wsu128e	DNA segment, Chr 7, Wayne State University 128, expressed
805293	0.9044	0.3475	0.0001	381417 6	LOC381417 LOC6	solute carrier family 28 (sodium-coupled nucleoside transporter), member 2
805647	0.7181	0.2250	0.0065	72093	2010320M18Rik	RIKEN cDNA 2010320M18 gene
806616	2.8966	0.3839	0.0000	634821 6	LOC634821 LOC6	null
807687	-0.1934	0.7544	0.0319	107589	Mylk	myosin, light polypeptide kinase
808517	-0.0318	1.6654	0.0426	54161	Copg	coatamer protein complex, subunit gamma
810316	0.6798	0.2242	0.0014	231642	AU016977	expressed sequence AU016977
810820	-1.0006	0.4099	0.0361	26384	Gnpda1	glucosamine-6-phosphate deaminase 1
811311	2.1717	0.7462	0.0000	20202	S100a9	S100 calcium binding protein A9 (calgranulin B)
812906	2.0142	0.5483	0.0000	20209	Saa2	serum amyloid A 2
814590	-1.0291	0.4084	0.0436	15213	Hey1	hairy/enhancer-of-split related with YRPW motif 1
814680	0.7256	1.3005	0.0073	14182	Fgfr1	fibroblast growth factor receptor 1
815016	0.2486	0.6546	0.0127	638147 4	LOC638147 LOC4	phospholipid scramblase 1
815085	-0.5513	0.1619	0.0138	66887	1300002A08Rik	RIKEN cDNA 1300002A08 gene

815506	0.0207	0.9487	0.0261	637295	6:LOC637295 LOC6	null
817628	-0.8394	0.3972	0.0047	12402	Cbl	Casitas B-lineage lymphoma
817839	0.0294	0.7979	0.0097	637697	LOC637697	null
817911	-1.4530	0.4831	0.0004	209558	Enpp3	ectonucleotide pyrophosphatase/phosphodiesterase 3
818437	2.3950	9.7163	0.0364	13852	Epim	epimorphin
818924	0.1060	1.2751	0.0210	229877	Rap1gds1	RAP1, GTP-GDP dissociation stimulator 1 DNA segment, Chr 1, Brigham & Women's Genetics
819189	-0.6138	1.0442	0.0410	56030	D1Bwg0491e	0491 expressed
820050	0.2505	0.9000	0.0000	21414	Tcf7	transcription factor 7, T-cell specific
820860	-0.4736	0.1255	0.0215	71767	Tysnd1	trypsin domain containing 1
821658	-0.7768	1.5513	0.0241	235952	Gm189	gene model 189, (NCBI)
822417	0.4153	0.7382	0.0167	71449	5630401D24Rik	RIKEN cDNA 5630401D24 gene
822509	0.2814	0.6375	0.0389	13611	Edg6	endothelial differentiation, G-protein-coupled receptor 6
823052	0.2573	0.8658	0.0257	14000	Rnasen	ribonuclease III, nuclear
824922	1.1483	0.3672	0.0021	20753	Sprr1a	small proline-rich protein 1A
826089	-1.2817	0.4377	0.0186	108797	Rkhd3	ring finger and KH domain containing 3
826151	0.6342	0.2309	0.0448	207818	BC004728	cDNA sequence BC004728
826570	-1.0520	0.2857	0.0000	319554	Idi1	isopentenyl-diphosphate delta isomerase
827186	0.9734	0.2945	0.0088	623531	5:LOC623531 C1r	complement component 1, r subcomponent
827390	0.3760	0.8139	0.0374	11829	Aqp4	aquaporin 4
828234	0.5028	0.1712	0.0167	233065	AI839550	expressed sequence AI839550
829053	0.8560	0.3171	0.0000	17060	Blnk	B-cell linker
829555	2.1948	0.3537	0.0000	14187	Akr1b8	aldo-keto reductase family 1, member B8
830078	1.3899	0.5129	0.0004	58203	Zbp1	Z-DNA binding protein 1
830600	0.8960	0.3391	0.0404	72077	Gcnt3	glucosaminyl (N-acetyl) transferase 3, mucin type
830737	1.1254	0.5384	0.0350	628883	6:LOC628883 LOC6	null
831434	-0.8416	0.2748	0.0000	56248	Ak3	adenylate kinase 3
832829	-0.7060	0.6047	0.0476	null	null	null
833400	0.3471	1.0082	0.0034	16009	Igfbp3	insulin-like growth factor binding protein 3 solute carrier family 11 (proton-coupled divalent metal
833410	-0.7100	0.2550	0.0329	18174	Slc11a2	ion transporters), member 2
833894	-0.6979	0.1962	0.0121	226243	Habp2	hyaluronic acid binding protein 2
834612	1.4739	0.7097	0.0265	18300	Oit1	oncoprotein induced transcript 1
836596	0.6813	0.1484	0.0060	73449	1700066B19Rik	RIKEN cDNA 1700066B19 gene
836606	-0.2463	0.8395	0.0469	271209	Rp1hl1	retinitis pigmentosa 1 homolog (human)-like 1



836970	-0.9267	0.4774	0.0409	54403	Slc4a4	solute carrier family 4 (anion exchanger), member 4
837391	1.2839	0.5760	0.0068	17386	Mmp13	matrix metalloproteinase 13
837915	-0.6185	0.2569	0.0486	103743	Tmem98	transmembrane protein 98
838309	0.2465	0.8518	0.0085	67664	Rnf125	ring finger protein 125
838543	-1.0976	0.2529	0.0002	234564	AU018778	expressed sequence AU018778
839976	2.1861	1.2916	0.0294	223706	BC018285	cDNA sequence BC018285
841577	-0.8066	0.3622	0.0496	107895	Mgat5	mannoside acetylglucosaminyltransferase 5
842516	0.0075	1.7176	0.0467	null	null	null
843198	-1.0987	0.5455	0.0416	245174 6:BC029716 LOC63	63 gene	cDNA sequence BC029716 RIKEN cDNA 2010315B03
847876	1.8388	0.8149	0.0000	14469	Gbp2	guanylate nucleotide binding protein 2
847906	-0.3175	1.6867	0.0205	110157	Raf1	v-raf-leukemia viral oncogene 1
848594	1.0354	0.2278	0.0000	101543	Wtip	WT1-interacting protein
852310	-0.9387	0.2258	0.0000	58998	Pvr13	poliovirus receptor-related 3
852615	-0.5834	0.1902	0.0186	13709	Elf1	E74-like factor 1
853114	1.1382	0.4569	0.0460	58802	Kcnmb4	potassium large conductance calcium-activated channel, subfamily M, beta member 4
855018	-0.3351	1.4765	0.0370	16452	Jak2	Janus kinase 2
855480	-0.7255	0.1641	0.0000	66686	Dcbld1	discoidin, CUB and LCCL domain containing 1
855995	-1.1158	0.4329	0.0075	74030	Rin2	Ras and Rab interactor 2
856386	-0.9392	0.2043	0.0000	11484	Aspa	aspartoacylase (aminoacylase) 2
857590	-0.2298	1.0118	0.0254	68750	B930013M22Rik	RIKEN cDNA B930013M22 gene
858962	2.1654	0.6946	0.0217	76813	Armc6	armadillo repeat containing 6
862528	1.2603	0.4159	0.0002	66261	Tm4sf20	transmembrane 4 L six family member 20
862842	-0.4309	0.9515	0.0282	null	null	null
863053	-0.5864	0.1312	0.0012	14160	Lgr5	leucine rich repeat containing G protein coupled receptor 5
864218	1.7329	0.5957	0.0000	67038	2010109I03Rik	RIKEN cDNA 2010109I03 gene
864828	0.7492	0.3195	0.0022	228608	Smox	spermine oxidase
865379	-0.8052	0.2081	0.0001	75735	Pank1	pantothenate kinase 1
865599	-1.3895	0.6782	0.0094	102093	Phkb	phosphorylase kinase beta
867102	-0.6346	0.2232	0.0478	636501 7 LOC636501 49215	15 gene	RIKEN cDNA 4921521J11 gene
867689	-0.8764	0.3384	0.0192	68659	1110032E23Rik	RIKEN cDNA 1110032E23 gene
868600	0.6482	0.2018	0.0131	228866	F730014I05Rik	RIKEN cDNA F730014I05 gene
869338	0.2023	1.0048	0.0369	240025	Dact2	dapper homolog 2, antagonist of beta-catenin (xenopus)

869571	-1.0736	0.2537	0.0002	20893	Bhlhb2	basic helix-loop-helix domain containing, class B2
871546	-0.6494	0.2848	0.0393	72519	Tmem55a	transmembrane protein 55A
872697	-0.6638	0.1137	0.0012	102502	AI427122	expressed sequence AI427122
873593	-1.3768	0.6837	0.0204	79235	Lrat	lecithin-retinol acyltransferase (phosphatidylcholine-retinol-O-acyltransferase)
874191	3.0430	1.8686	0.0119	73625	1810008I18Rik	RIKEN cDNA 1810008I18 gene
875178	0.2141	1.0942	0.0445	24059	Slco2a1	solute carrier organic anion transporter family, member 2a1
875407	-0.9492	1.4175	0.0000	68097	Dynll2	dynein light chain LC8-type 2
875429	-0.8845	0.4325	0.0205	69717	2410017I17Rik	RIKEN cDNA 2410017I17 gene
875591	-0.7166	0.1907	0.0008	70008	Ace2	angiotensin I converting enzyme (peptidyl-dipeptidase A) 2
875713	-1.8978	0.3334	0.0000	319848	9130214H05Rik	RIKEN cDNA 9130214H05 gene
876101	1.1870	1.0185	0.0417	170942	Erdr1	erythroid differentiation regulator 1 DNA segment, Chr 9, University of California at Los Angeles 1
876297	-0.7164	0.1463	0.0028	102644	D9Ucla1	Anges 1
876995	-1.8213	1.2624	0.0218	null	null	null
878259	-1.3633	0.3530	0.0000	75744	6620401M08Rik	RIKEN cDNA 6620401M08 gene
878610	-0.9577	0.2920	0.0012	70005 43:1700029I01Rik LC	RIKEN cDNA 1700029I01 gene	
879693	-1.0866	2.4612	0.0455	20397	Sgpl1	sphingosine phosphate lyase 1
879998	0.4765	1.5458	0.0238	101943	Sf3b3	splicing factor 3b, subunit 3
880738	0.1789	1.1795	0.0303	629854 6:LOC629854 LOC6	null	
880942	-0.6302	0.6849	0.0291	22041	Trf	transferrin
882734	-1.0263	0.4153	0.0076	69137	2200002K05Rik	RIKEN cDNA 2200002K05 gene
883027	-0.1081	1.9362	0.0298	624622 6:LOC624622 LOC6	null	
884515	0.2516	1.0764	0.0138	70081	2210404O09Rik	RIKEN cDNA 2210404O09 gene
884914	-1.0075	0.4184	0.0079	329877	1700065A05Rik	RIKEN cDNA 1700065A05 gene
885645	-0.9564	0.4730	0.0004	623773 6:LOC623773 LOC6	null	
886032	-1.1598	0.4193	0.0000	72303 69:Cyp2c65 Cyp2c66	66	cytochrome P450, family 2, subfamily c, polypeptide 65 cytochrome P450, family 2, subfamily c, polypeptide 66
888849	1.6661	1.4389	0.0326	56501	Elf4	E74-like factor 4 (ets domain transcription factor)
888990	1.0928	0.3687	0.0001	107350	AW112010	expressed sequence AW112010
889776	-0.7666	0.2828	0.0237	68738	Acss1	acyl-CoA synthetase short-chain family member 1
890283	-0.6936	0.3649	0.0409	102566	Tmem16k	transmembrane protein 16K
891214	0.9962	0.2391	0.0000	208677	Creb3l3	cAMP responsive element binding protein 3-like 3
891786	1.9176	0.7117	0.0204	null	null	null

891789	-0.5837	0.1031	0.0021	66953	Cdca7	cell division cycle associated 7
891847	-0.7153	1.9509	0.0131	234852	Pcoln3	procollagen (type III) N-endopeptidase
891904	0.5561	0.2653	0.0206	631751 2	LOC631751 Rps1	ribosomal protein S14
891920	1.6182	0.2247	0.0000	68713 54	Ifitm1 LOC546034	interferon induced transmembrane protein 1
892170	-0.7359	0.2544	0.0172	12453	Ccni	cyclin I
892239	0.4484	0.1665	0.0318	633908 2	LOC633908 Rps1	ribosomal protein S19
892317	0.5619	0.7675	0.0467	546052	LOC546052	null
892390	1.3101	0.1853	0.0000	14776	Gpx2	glutathione peroxidase 2
892758	-0.7624	0.9269	0.0411	634541	LOC634541	null
892816	0.5776	1.5579	0.0025	544806	AU016430	expressed sequence AU016430
893013	0.6478	0.7653	0.0081	223745	LOC223745	null
893142	-0.6805	0.1967	0.0000	null	null	null
893743	0.6249	0.2645	0.0083	54217	Rpl36	ribosomal protein L36
893757	0.4548	0.1044	0.0266	545679 6	LOC545679 LOC6	ferritin light chain 1
894387	0.5909	0.1441	0.0002	632487	LOC632487	null
894896	0.0748	1.0234	0.0383	20024	Sub1	SUB1 homolog (S. cerevisia
895161	0.9996	0.3765	0.0227	236539	Phgdh	3-phosphoglycerate dehydrogenase NADH dehydrogenase (ubiquinone) 1, alpha/beta subcomplex, 1
895303	1.3407	0.5386	0.0007	70316	Ndufab1	subcomplex, 1
895331	1.5539	0.3918	0.0000	20195 54	S100a11 LOC545	S100 calcium binding protein A11 (calizzarin)
895391	0.7767	0.2960	0.0035	null	null	null
895554	-0.7154	0.2528	0.0369	245573	LOC245573	null
895852	-0.8308	0.2860	0.0019	13682 62	Eif4a2 LOC62496	eukaryotic translation initiation factor 4A2 eukaryotic translation initiation factor 2, subunit 3, structural gene X-linked
896014	0.2400	1.2866	0.0220	26905	Eif2s3x	structural gene X-linked
896076	1.4282	0.4991	0.0000	277089 6	LOC277089 LOC6	null
896174	1.4525	0.2172	0.0000	383450	LOC383450	null
896326	1.0390	1.8090	0.0000	639633 1	LOC639633 Npm3	nucleoplasmin 3
896609	0.3956	0.1055	0.0356	null	null	null eukaryotic translation initiation factor 4E binding protein 1
896624	1.1791	0.2253	0.0000	13685	Eif4ebp1	eukaryotic translation initiation factor 4E binding protein 1
896822	1.3062	0.3685	0.0016	632157 6	LOC632157 LOC6	null
896928	0.1709	0.9210	0.0390	433216 6	LOC433216 24000	RIKEN cDNA 2400001E08 gene
897017	0.9828	0.2731	0.0000	80876	Ifitm2	interferon induced transmembrane protein 2
897399	0.5740	0.2769	0.0480	20054	Rps15	ribosomal protein S15
897538	0.5198	0.1012	0.0013	216150	Cdc34	cell division cycle 34 homolog (S. cerevisiae)
897585	0.6421	0.8534	0.0212	258694 2	Olf1445 Olf1448	olfactory receptor 1445 olfactory receptor 1448

897650	0.7106	0.3637	0.0314	107686	Snrpd2	small nuclear ribonucleoprotein D2
897733	1.2434	0.5242	0.0153	622384 6:LOC622384 LOC6		null
898049	0.5763	0.2045	0.0241	11652	Akt2	thymoma viral proto-oncogene 2
898183	0.1203	1.4082	0.0082	14751	Gpi1	glucose phosphate isomerase 1
898210	1.2297	0.5323	0.0000	53606	G1p2	interferon, alpha-inducible protein
898384	0.4611	0.8578	0.0331	244428	LOC244428	null
898605	1.4109	0.5010	0.0285	null	null	null
898916	0.4605	1.3360	0.0215	637794	LOC637794	null
899018	0.4685	0.7417	0.0104	625312 1:LOC625312 Sf3b4		splicing factor 3b, subunit 4
899254	1.1608	0.3561	0.0022	258837	Olfr545	olfactory receptor 545
899390	0.8760	0.4544	0.0131	434371 1:LOC434371 Mif		macrophage migration inhibitory factor
899528	0.4876	0.1013	0.0071	640952	LOC640952	null
899685	0.5694	0.2835	0.0270	545531 4:LOC545531 LOC4		small nuclear ribonucleoprotein D2
900312	-0.6155	1.4466	0.0180	null	null	null
900421	2.6153	0.7535	0.0002	null	null	null
						translocase of inner mitochondrial membrane 8
900707	0.4658	0.1042	0.0108	30058	Timm8a	homolog a (yeast)
900797	0.9671	0.3450	0.0129	null	null	null
900999	0.3142	0.8442	0.0021	53607	Snrpa	small nuclear ribonucleoprotein polypeptide A
901054	0.4632	0.1518	0.0171	623505 6:LOC623505 LOC6		null
901275	-0.7465	0.1110	0.0001	628192	LOC628192	null
901777	0.4744	0.1740	0.0436	77132	2810433D01Rik	RIKEN cDNA 2810433D01 gene
901896	1.0088	0.2579	0.0000	631287	LOC631287	null
902049	1.2131	0.4886	0.0442	258970	Olfr1242	olfactory receptor 1242
902257	0.7558	1.1139	0.0001	77644	C330007P06Rik	RIKEN cDNA C330007P06 gene
902264	1.3261	0.3955	0.0103	null	null	null
902289	0.9285	0.4032	0.0070	null	null	null
902601	0.5442	0.1486	0.0021	638031 6:LOC638031 LOC6		null
902681	0.0479	1.2874	0.0244	19231	Ptma	prothymosin alpha
903015	0.9890	0.5492	0.0029	634308 6:LOC634308 LOC6		null
903210	0.4128	0.5582	0.0352	258064 2:Olfr316 Olfr318		olfactory receptor 316 olfactory receptor 318
903737	1.2646	0.2186	0.0000	14776	Gpx2	glutathione peroxidase 2
903754	1.5171	0.5662	0.0000	545244 6:LOC545244 LOC6		null
903874	0.7689	0.4248	0.0352	54124 6:2:Cks1b LOC62485		CDC28 protein kinase 1b
904126	0.5881	0.0868	0.0000	19921	Rpl19	ribosomal protein L19
904145	1.5307	0.4836	0.0000	20195	S100a11	S100 calcium binding protein A11 (calizzarin)
904457	1.3868	1.2337	0.0006	634688 6:LOC634688 LOC6		null

904757	-0.7217	0.1375	0.0017	72068	Cnot2	CCR4-NOT transcription complex, subunit 2
905141	-0.9842	0.5150	0.0287	17308	Mgat1	mannoside acetylglucosaminyltransferase 1
905191	1.0373	0.3084	0.0000	12424	Cck	cholecystokinin
905200	0.7016	0.9927	0.0343	72381	2210409E12Rik	RIKEN cDNA 2210409E12 gene
905352	-0.4795	0.1357	0.0367	230163	Aldob	aldolase 2, B isoform
905402	1.7182	1.9231	0.0276	80906	Kcnip2	Kv channel-interacting protein 2
905559	-1.1356	0.3123	0.0000	76960	Bcas1	breast carcinoma amplified sequence 1
905957	-1.0869	0.3607	0.0069	12490	Cd34	CD34 antigen
906092	0.6583	0.1796	0.0005	66260	Tmem54	transmembrane protein 54
906637	1.1078	0.3891	0.0000	66120	Fkbp11	FK506 binding protein 11
906729	-0.0746	0.8928	0.0207	70425	Csnk1g3	casein kinase 1, gamma 3
906740	-0.6506	0.2145	0.0039	67870	2310057D15Rik	RIKEN cDNA 2310057D15 gene
907054	2.7032	0.4937	0.0000	19752	Rnase1	ribonuclease, RNase A family, 1 (pancreatic)
907085	3.0893	1.0530	0.0000	93961	B3galt5	UDP-Gal:betaGlcNAc beta 1,3-galactosyltransferase, polypeptide 5
907104	-0.5348	0.1938	0.0111	19024	Ppfbp2	protein tyrosine phosphatase, receptor-type, F interacting protein, binding protein 2
907131	-0.8221	0.3456	0.0350	639942 7	LOC639942 Qpct	glutaminy-peptide cyclotransferase (glutaminy cyclase)
907228	-0.7032	0.2014	0.0001	20347	Sema3b	sema domain, immunoglobulin domain (Ig), short basic domain, secreted, (semaphorin) 3B
907713	-0.7164	0.2716	0.0301	68801	Elovl5	ELOVL family member 5, elongation of long chain fatty acids (yeast)
907844	2.2260	0.8531	0.0000	20296	Ccl2	chemokine (C-C motif) ligand 2
907925	1.6092	0.6322	0.0000	60440	Iigp1	interferon inducible GTPase 1
907972	0.4847	0.1629	0.0300	66138	Wbscr22	Williams Beuren syndrome chromosome region 22
908006	-1.1965	0.3989	0.0063	26432	Plod2	procollagen lysine, 2-oxoglutarate 5-dioxygenase 2
908253	-0.9388	0.2470	0.0001	12825	Col3a1	procollagen, type III, alpha 1
908623	0.9616	0.2566	0.0000	66845	Mrpl33	mitochondrial ribosomal protein L33
908632	-1.0456	0.2562	0.0001	17919	Myo5b	myosin Vb
908644	1.0199	0.2093	0.0000	76974	1190003J15Rik	RIKEN cDNA 1190003J15 gene
909012	0.8895	1.0156	0.0207	20375	Sfpi1	SFFV proviral integration 1
909394	-0.8569	0.4613	0.0397	21824	Thbd	thrombomodulin
909549	0.6046	0.2649	0.0318	76863	Dcun1d5	DCN1, defective in cullin neddylation 1, domain containing 5 ( <i>S. cerevisiae</i> )
909732	-0.0198	1.3608	0.0000	19156	Psap	prosaposin
909892	-1.0543	0.2377	0.0000	208715	Hmgcs1	3-hydroxy-3-methylglutaryl-Coenzyme A synthase 1

909988	-1.1045	0.2717	0.0000	17161	Maoa	monoamine oxidase A
910111	1.4066	0.6898	0.0419	27053	Asns	asparagine synthetase
910280	-0.6586	0.2364	0.0222	73341	Arhgef6	Rac/Cdc42 guanine nucleotide exchange factor (GEF) 6
910293	-0.5612	0.1776	0.0124	66904	Pccb	propionyl Coenzyme A carboxylase, beta polypeptide
911363	1.5990	0.4795	0.0109	66183	1110032A04Rik	RIKEN cDNA 1110032A04 gene
911548	-0.7686	0.3161	0.0146	18412	Sqstm1	sequestosome 1
911681	0.5306	0.1562	0.0379	69804	5033425B17Rik	RIKEN cDNA 5033425B17 gene
911702	0.8813	0.5937	0.0412	74840	Armet	arginine-rich, mutated in early stage tumors
911976	0.5278	0.5765	0.0397	20308	Ccl9	chemokine (C-C motif) ligand 9
912733	0.8350	0.2254	0.0007	16423	Cd47	CD47 antigen (Rh-related antigen, integrin-associated signal transducer)
912850	-0.6744	0.1834	0.0062	108902	B3gnt6	UDP-GlcNAc:betaGal beta-1,3-N-acetylglucosaminyltransferase 6
913170	-0.9278	0.6345	0.0406	71458	Bcor	Bcl6 interacting corepressor
913289	1.7838	0.7620	0.0023	20293	Ccl12	chemokine (C-C motif) ligand 12
913567	-0.8247	0.1976	0.0000	65113	Ndfip1	Nedd4 family interacting protein 1
913815	0.5007	0.1389	0.0231	14866	Gstm5	glutathione S-transferase, mu 5
913884	1.6776	0.3766	0.0007	20295	Ccl17	chemokine (C-C motif) ligand 17
914048	-0.5392	0.1828	0.0407	15486	Hsd17b2	hydroxysteroid (17-beta) dehydrogenase 2
914151	0.9803	0.3513	0.0030	100678	Psph	phosphoserine phosphatase
914463	0.7623	0.2439	0.0000	73737	1110008P14Rik	RIKEN cDNA 1110008P14 gene
914553	0.6080	0.7590	0.0048	360216	Zranb1	zinc finger, RAN-binding domain containing 1
915320	0.3898	0.9084	0.0001	50849	Rnf10	ring finger protein 10
915817	-0.7747	0.2802	0.0034	13730	Emp1	epithelial membrane protein 1
915902	-0.6555	1.4121	0.0167	632654 1	LOC632654 Igh-4 IgG1	immunoglobulin heavy chain 4 (serum immunoglobulin heavy chain (J558 family)
915907	0.6216	0.1815	0.0242	73167	3110043J09Rik	RIKEN cDNA 3110043J09 gene
916196	0.1635	1.2744	0.0358	272465	Gm687	gene model 687, (NCBI)
916271	-0.6769	0.3274	0.0423	66854	Trim35	tripartite motif-containing 35
916274	-2.4677	0.3749	0.0000	11459	Acta1	actin, alpha 1, skeletal muscle
916361	0.0101	0.8396	0.0305	13641	Efnb1	ephrin B1
916446	-0.2626	1.0350	0.0038	20751	Spr	sepiapterin reductase
916448	0.6986	0.2498	0.0094	110074	Dut	deoxyuridine triphosphatase
916492	1.5291	0.3904	0.0000	57263	Retnlb	resistin like beta
916575	0.5965	0.1096	0.0001	224907	Dus3l	dihydrouridine synthase 3-like (S. cerevisiae)

916661	1.5386	0.3602	0.0000	107272	Psat1	phosphoserine aminotransferase 1
916709	-0.4789	0.1152	0.0360	15211	Hexa	hexosaminidase A
916906	0.7377	0.2680	0.0000	17748	Mt1	metallothionein 1
917195	-1.2655	0.4453	0.0012	100689	Spon2	spondin 2, extracellular matrix protein
917461	-1.2472	0.3276	0.0055	22169	Tyki	thymidylate kinase family LPS-inducible member
918040	1.1104	0.3590	0.0005	107503	Atf5	activating transcription factor 5
918052	0.4593	0.6682	0.0233	94216	Col4a6	procollagen, type IV, alpha 6
918576	-0.5047	0.1801	0.0291	13185	Dscr3	Down syndrome critical region gene 3
918786	-1.2130	1.1706	0.0207	18072	Nhlh2	nescient helix loop helix 2
919087	0.5019	0.9940	0.0323	17896	Myl4	myosin, light polypeptide 4
919735	0.6764	0.6799	0.0423	72898	2900006N09Rik	RIKEN cDNA 2900006N09 gene
919816	-1.0750	0.6911	0.0448	233335	Dmn	desmuslin
920342	0.5080	0.1332	0.0021	66357	2310008M10Rik	RIKEN cDNA 2310008M10 gene
920469	0.4308	0.9590	0.0003	24108	Ubd	ubiquitin D
						cytochrome P450, family 2, subfamily c, polypeptide 50 cytochrome P450, family 2. subfamily c, polypeptide
920848	-1.4945	0.5630	0.0005	639023 1	LOC639023 Cyp2b37	membrane-spanning 4-domains, subfamily A, member 6D
920975	1.5007	0.3533	0.0000	68774	Ms4a6d	6D
						guanine nucleotide binding protein, alpha inhibiting 3
921004	-0.6080	0.2801	0.0034	14679	Gnai3	
921248	0.4894	0.8510	0.0486	17769	Mthfr	5,10-methylenetetrahydrofolate reductase
921316	-0.9817	0.3366	0.0017	110829	Lims1	LIM and senescent cell antigen-like domains 1
921400	1.1847	0.6465	0.0001	67003	Uqcrc2	ubiquinol cytochrome c reductase core protein 2
921581	-0.9720	0.3566	0.0307	328425	Dleu2	deleted in lymphocytic leukemia, 2
921636	-0.5113	0.1345	0.0290	59044	Rnf130	ring finger protein 130
921902	-1.0264	0.7129	0.0241	14598	Ggt1	gamma-glutamyltransferase 1
921919	0.7471	0.2792	0.0271	246696	Slc25a28	solute carrier family 25, member 28
922274	-0.6671	0.2376	0.0331	16590	Kit	kit oncogene
922417	1.4729	0.4792	0.0000	474145 2	Dcir2 Clec4a2	C-type lectin domain family 4, member a2
						tumor-suppressing subchromosomal transferable fragment 4
922966	0.5252	0.1378	0.0064	56844	Tssc4	
923025	-1.0001	0.1938	0.0000	16790	Anpep	alanyl (membrane) aminopeptidase
923079	-0.6065	0.1914	0.0265	227333	Dgkd	diacylglycerol kinase, delta
923311	-1.0514	0.3011	0.0001	12499	Entpd5	ectonucleoside triphosphate diphosphohydrolase 5
923384	-1.6509	0.3635	0.0000	634336 5	LOC634336 LOC5	GTPase, very large interferon inducible 1
923718	-1.1649	0.4463	0.0256	12552	Cdh11	cadherin 11



923767	1.0246	0.1622	0.0000	260345 7-LOC260345 49334	RIKEN cDNA 4933424M23 gene	zinc binding alcohol dehydrogenase, domain containing 2
923835	-0.5623	0.2187	0.0486	225791	Zadh2	placenta-specific 8
924020	0.2607	0.7396	0.0179	231507	Plac8	protease, serine, 23
924101	-1.5292	0.3543	0.0000	76453	Prss23	calpain 1
924582	-1.0224	1.3565	0.0000	12333	Capn1	RIKEN cDNA 0610011I04 gene
924626	0.2744	0.6079	0.0105	66058	0610011I04Rik	dihydropyrimidine dehydrogenase
924696	-1.2065	0.3739	0.0000	99586	Dpyd	synaptic nuclear envelope 2
924730	-0.9539	0.3298	0.0019	319565 6-Syne2 LOC625711		aryl hydrocarbon receptor nuclear translocator-like
924862	-1.0213	0.2585	0.0000	11865	Arntl	CD8 antigen, beta chain 1
925254	-1.2655	0.5434	0.0274	12526	Cd8b1	tripartite motif protein 10
925274	4.6452	1.2817	0.0000	19824	Trim10	aldo-keto reductase family 1, member C12 aldo-keto reductase family 1, member C13
925379	-0.9005	0.4272	0.0005	27383 27-Akr1c12 Akr1c13		SH3 binding domain protein 5 like
925458	0.4073	0.1015	0.0276	79566	Sh3bp5l	ras homolog gene family, member B
925472	0.7720	0.3532	0.0269	11852	Rhob	interferon induced transmembrane protein 3
925708	1.2262	0.3001	0.0000	66141	Ifitm3	zinc finger and BTB domain containing 20
926118	-0.7487	0.3512	0.0111	56490	Zbtb20	tissue inhibitor of metalloproteinase 1
926347	2.5201	0.7639	0.0000	21857	Timp1	zyxin
926460	-0.7164	0.1441	0.0000	22793	Zyx	citron
926484	-1.6276	0.7411	0.0152	12704	Cit	progressive ankylosis
927124	-1.2622	0.2083	0.0000	11732	Ank	acetyl-Coenzyme A dehydrogenase, long-chain
927136	1.2596	0.3630	0.0003	11363	Acadl	mucoilin 2
927195	-0.6577	0.2625	0.0231	68279	Mcoln2	RIKEN cDNA 1300014I06 gene
927656	0.9696	0.3191	0.0075	66895	1300014I06Rik	UDP glucuronosyltransferase 2 family, polypeptide B38 UDP glucuronosyltransferase 2 family, polypeptide B37 UDP glucuronosyltransferase 2 family, polypeptide B5
927733	-1.1984	0.2861	0.0000	100559 1-Ugt2b38 Ugt2b37		tumor necrosis factor receptor superfamily, member 12a
927957	1.0687	0.2618	0.0063	27279	Tnfrsf12a	peroxisomal biogenesis factor 11a
928299	1.2419	0.3729	0.0003	18631	Pex11a	aldehyde dehydrogenase family 1, subfamily A3
928325	1.4237	1.4448	0.0475	56847	Aldh1a3	X-prolyl aminopeptidase (aminopeptidase P) 1, soluble
928665	-0.9452	0.3335	0.0006	170750	Xpnpep1	leucine-rich alpha-2-glycoprotein 1
928853	3.0989	1.5404	0.0213	76905	Lrg1	ubiquitin-fold modifier conjugating enzyme 1
928928	0.5934	0.2598	0.0299	66155	Ufc1	

929086	1.8453	0.5534	0.0000	12703	Socs1	suppressor of cytokine signaling 1
929462	1.7786	0.2888	0.0000	11808	Apoa4	apolipoprotein A-IV
929552	-0.7251	0.2290	0.0108	70611	Fbxo33	F-box only protein 33
930146	-1.2037	0.2564	0.0000	14199	Fhl1	four and a half LIM domains 1
930261	-0.8206	0.2687	0.0208	94275	Maged1	melanoma antigen, family D, 1
930739	1.0113	0.2748	0.0002	50909	C1r	complement component 1, r subcomponent
930776	-1.1337	0.3279	0.0006	30045	Dnajc12	DnaJ (Hsp40) homolog, subfamily C, member 12
931530	-0.7886	0.3044	0.0033	20788	Srebf2	sterol regulatory element binding factor 2
931646	-0.9033	0.4220	0.0192	29809	Rabgap1l	RAB GTPase activating protein 1-like
931864	2.0161	0.3553	0.0000	19694	Reg3a	regenerating islet-derived 3 alpha
932273	2.9229	2.0583	0.0178	110135	Fgb	fibrinogen, B beta polypeptide
932283	1.2781	0.3754	0.0013	68355	2010204K13Rik	RIKEN cDNA 2010204K13 gene histocompatibility 2, T region locus
932394	-1.0503	0.4678	0.0014	547348 6:	H2-T3-like LOC63	18 histocompatibility 2, T region locus 3
932534	2.6875	0.5310	0.0000	15202	Hemt1	hematopoietic cell transcript 1
932674	2.4146	0.9676	0.0009	27273	Pdk4	pyruvate dehydrogenase kinase, isoenzyme 4
932940	0.7183	0.6512	0.0172	53814	Oaz3	ornithine decarboxylase antizyme 3
933023	0.0486	0.7988	0.0260	98193	Wdr42a	WD repeat domain 42A

**Table S2: Transcriptome analysis of differential gene expression in flag**  
Changes in gene expression in time series analysis.

PROBE	LogQ 0 h	VAR(0 h)	P(0 h)	LogQ 2 h	VAR(2 h)	P(2 h)	LogQ 8 h	VAR(8 h)	P(8 h)	CLASS	Entrez Gene ID	Gene_Symbol	Gene_Name
298384	0.0000	0.2201	0.7376	0.9086	0.1827	0.0025	0.8664	0.2861	0.0920	o++	20112	Rps6ka2	ribosomal protein S6 kinase, polypeptide 2
299172	0.0000	0.2477	0.7140	-1.8531	0.1815	0.0002	-1.5426	0.2849	0.0020	o--	77700	9130208D14Rik	RIKEN cDNA 9130208D14 gene
299304	0.0000	0.1995	0.7586	1.0031	0.2328	0.0244	0.5929	0.2067	0.1097	o++	null	null	null
300235	-0.0392	2.7351	0.5165	3.3774	1.5063	0.0068	0.0082	1.9707	0.5272	o+o	18159	Nppc	natriuretic peptide precursor type C
300258	0.0000	0.1070	0.9046	-0.4909	0.1352	0.0644	-0.8428	0.2519	0.0162	o--	53412	Ppp1r3c	protein phosphatase 1, regulatory (inhibitor) subunit 3C
300547	-0.4488	0.8863	0.4256	3.0917	0.7500	0.0384	0.4310	0.8401	0.4270	o+o	18578	Pde4b	phosphodiesterase 4B, cAMP specific
301819	-0.0490	0.1694	0.7336	0.0501	0.1994	0.7008	1.1789	0.1549	0.0000	oo+	17153	Mal	myelin and lymphocyte protein, T-cell differentiation protein
302328	0.0896	0.1078	0.7660	-0.6785	0.1378	0.0076	-0.0903	0.1189	0.7433	o-o	70382	Kctd2	potassium channel tetramerisation domain containing 2
303659	0.0000	0.6858	0.5809	5.6641	0.5045	0.0000	2.5460	0.5595	0.0062	o++	84506	Hamp1	hepcidin antimicrobial peptide 1
303727	-0.1102	0.1719	0.6445	-0.9349	0.3466	0.0406	0.1105	0.1764	0.6405	o-o	56513	Pard6a	par-6 (partitioning defective 6.) homolog alpha (C. elegans)
303843	-0.3223	0.2419	0.3712	1.6812	0.2396	0.0001	0.3328	0.2881	0.3819	o+o	19252	Dusp1	dual specificity phosphatase 1
304397	-0.0196	0.3008	0.6628	1.1915	0.2710	0.0094	0.0196	0.2970	0.6649	o+o	22781	Zfpn1a4	zinc finger protein, subfamily 1A, 4 (Eos)
304961	0.1211	0.3575	0.5628	2.4631	0.3929	0.0065	-0.1257	0.4095	0.5518	o+o	15978	lfn3	interferon gamma
305151	0.2777	0.2467	0.4197	1.0260	0.1899	0.0015	-0.2678	0.1941	0.4118	o+o	114715	Spred1	sprouty protein with EVH-1 domain 1, related sequence
305335	0.0000	0.6516	0.5851	-3.6425	4.1905	0.0745	-4.2783	2.5945	0.0381	o--	null	null	null
305928	0.0000	0.4506	0.6220	-3.4754	7.9993	0.1512	-1.9902	0.6726	0.0331	o--	null	null	null
306262	-0.2329	0.4775	0.4829	1.9317	0.3828	0.0005	0.2357	0.4935	0.4819	o+o	147271147	Gp49a[Llirb4	glycoprotein 49 A[leukocyte immunoglobulin-like receptor, subfamily B, member 4
306521	-0.0052	0.1819	0.7732	0.0053	0.2012	0.7509	-1.8820	0.7059	0.0034	oo-	637549j11	LOC637549j11	synaptotagmin XVII
307057	0.0000	0.1865	0.7736	-1.7414	0.5097	0.0012	-0.7949	0.3923	0.1084	o--	217138	Atad4	ATPase family, AAA domain containing 4
307485	0.0082	0.1788	0.7736	0.8950	0.1407	0.0005	-0.0080	0.1322	0.8453	o+o	631369j5E	LOC631369j5E	UDP-Gal:betaGlcNAc beta 1,4-galactosyltransferase, polypeptide 6
307688	-0.0758	0.4380	0.5794	1.9591	0.3591	0.0020	0.0732	0.3893	0.5910	o+o	245195	Retnlg	resistin like gamma
308157	-0.1027	0.2138	0.6263	-1.6829	0.3846	0.0009	0.1029	0.2160	0.6248	o-o	14581	Gfi1	growth factor independent 1
310004	0.1411	0.1384	0.6199	-0.1403	0.1292	0.6298	-0.7892	0.1780	0.0085	oo-	233724	Tmem41b	transmembrane protein 41B
310174	0.1538	0.6732	0.5200	1.6672	0.5295	0.0149	-0.1557	0.6886	0.5188	oo-	99382	Abtb2	ankyrin repeat and BTB (POZ) domain containing 2
311251	-0.0396	0.2641	0.6650	0.9039	0.2236	0.0131	0.0395	0.2622	0.6662	o+o	319257	9830115L13Rik	RIKEN cDNA 9830115L13 gene
311342	-0.1724	0.4715	0.5176	2.2594	0.4326	0.0068	0.1738	0.4827	0.5164	o+o	211323	Nrg1	neuregulin 1
311659	0.0000	0.1846	0.7759	1.9712	0.1476	0.0000	1.0032	0.4389	0.1786	o++	381308j22	Mnda lfi205	myeloid cell nuclear differentiation antigen interferon activated gene 205
311758	-0.3383	0.3248	0.3847	2.0258	0.2041	0.0000	0.3165	0.2304	0.3631	o+o	53314	Batf	basic leucine zipper transcription factor, ATF-like
313737	0.0905	0.4518	0.5684	1.7045	0.4808	0.0431	-0.0981	0.5579	0.5517	o+o	16963	Xcl1	chemokine (C motif) ligand 1
314329	-1.0412	0.9752	0.2691	5.0716	0.5439	0.0000	0.7737	0.6223	0.2558	o+o	20310	Cxcl2	chemokine (C-X-C motif) ligand 2
314636	0.0950	0.2303	0.6269	-1.6319	0.3677	0.0023	-0.0971	0.2614	0.6101	o-o	20324	Sdpr	serum deprivation response
315106	-3.4039	6.7216	0.1305	0.1194	0.4732	0.5483	-2.9029	1.4262	0.0226	oo-	69443	1700027J07Rik	RIKEN cDNA 1700027J07 gene
316013	0.1960	0.1834	0.5101	-0.1926	0.1573	0.5176	-1.2878	0.3079	0.0019	oo-	69761	1600015I10Rik	RIKEN cDNA 1600015I10 gene
316015	0.1658	0.3637	0.5273	2.1727	0.2850	0.0003	-0.1527	0.2482	0.5539	o+o	30806	Adamts8	a disintegrin-like and metalloproteinase (reprolysin type) with thrombospondin type 1 motif, 8
317005	0.0027	0.2324	0.7239	1.0716	0.2437	0.0185	-0.0026	0.2213	0.7338	o+o	99662	Eps8l3	ESP8-like 3
317099	-0.2256	1.0244	0.4940	0.2550	1.1504	0.4878	2.1059	0.8218	0.0283	oo+	240899	Lrrc52	leucine rich repeat containing 52
317434	-0.0947	0.3626	0.5806	1.2375	0.3120	0.0025	0.1027	0.4728	0.5574	o+o	12515	Cd69	CD69 antigen
318607	0.1011	0.3891	0.5704	1.2181	0.3055	0.0262	-0.0907	0.2383	0.6248	o+o	20442	Sl3gal1	ST3 beta-galactoside alpha-2,3-sialyltransferase 1
319437	-0.1086	0.1005	0.7365	0.1126	0.1533	0.6552	-0.8038	0.2034	0.0110	oo-	208228	Mobk12a	MOB1, Mps One Binder kinase activator-like 2A (yeast)
321067	0.1683	0.3658	0.5257	0.8047	0.2655	0.0332	-0.1648	0.3365	0.5307	o+o	320588	C330006P03Rik	RIKEN cDNA C330006P03 gene
321448	0.0000	1.1488	0.5485	2.0848	0.8579	0.0243	-0.2784	9.7224	0.4977	o++	69903	Rasip1	Ras interacting protein 1
322940	0.0000	0.4801	0.6147	-1.8710	0.5531	0.0415	-2.1603	0.7273	0.0336	o--	null	null	null
323176	0.0000	0.3253	0.6666	1.5320	0.2744	0.0006	1.2092	0.2546	0.0009	o++	76999	1700127D06Rik	RIKEN cDNA 1700127D06 gene
323786	-0.2940	0.3432	0.4271	1.9529	0.2567	0.0000	0.2828	0.2886	0.4238	o+o	193286	BC049762	cDNA sequence BC049762
323943	0.0000	0.1897	0.7698	-0.8604	0.4442	0.1058	-1.2508	0.3629	0.0077	o--	19885	Rorc	RAR-related orphan receptor gamma
324163	0.0000	0.5895	0.5939	3.3441	0.5403	0.0103	2.7558	0.4957	0.0032	o++	66550	2010109N18Rik	RIKEN cDNA 2010109N18 gene
329038	0.0000	0.4518	0.6217	1.7195	0.3580	0.0008	1.0267	0.3940	0.0763	o++	70435	2610204M08Rik	RIKEN cDNA 2610204M08 gene
329156	-0.3081	2.0781	0.4862	0.2859	2.0377	0.4889	3.8998	1.5129	0.0256	oo+	null	null	null
329243	-0.1567	1.8444	0.5070	0.0833	1.3766	0.5240	2.4613	1.1343	0.0381	oo+	67430	4921536K21Rik	RIKEN cDNA 4921536K21 gene
329443	-0.1755	0.4131	0.5183	0.1688	0.3428	0.5291	1.3844	0.3674	0.0309	oo+	407788	BC051142	cDNA sequence BC051142
329882	-0.0467	0.7379	0.5582	0.0424	0.6197	0.5710	2.1351	0.5860	0.0306	oo+	114644	Slc13a3	solute carrier family 13 (sodium-dependent dicarboxylate transporter), member 3
330925	0.0554	1.3052	0.5311	4.0881	1.0162	0.0000	-0.3848	2.4417	0.4779	o+o	631610j74	LOC631610j74	Stb11
331509	0.1658	0.1580	0.5641	0.7049	0.1599	0.0195	-0.1673	0.1709	0.5570	o+o	207952	Klhl25	kelch-like 25 (Drosophila)
332032	-0.0787	0.3456	0.5980	0.9079	0.2656	0.0254	0.0763	0.3037	0.6133	o+o	15936	ler2	immediate early response 2
332108	0.0000	0.5727	0.5966	3.8744	0.4131	0.0000	1.3931	0.4286	0.0069	o++	12642	Ch25h	cholesterol 25-hydroxylase
332276	0.1159	0.3616	0.5657	-1.8541	0.8386	0.0341	-0.1167	0.3715	0.5634	o-o	null	null	null
332685	0.2249	0.2566	0.4768	1.0471	0.1975	0.0008	-0.2208	0.2300	0.4789	o+o	77300	Raph1	Ras association (RalGDS/AF-6) and pleckstrin homology domains 1

332848	-0.3124	0.3757	0.4188	0.2886	0.2647	0.4091	-1.0417	0.2546	0.0391	oo-	631003 6 LOC631003 LOC6:	RIKEN cDNA 1810030J14 gene	
332903	-0.0089	0.2248	0.7242	-1.1520	0.3527	0.0211	0.0090	0.2462	0.7065	o-o	12416	Cbx2	chromobox homolog 2 (Drosophila Pc class)
332950	0.0168	0.9707	0.5526	4.9878	0.8098	0.0088	-0.0187	1.0822	0.5468	o+o	19288	Ptx3	pentraxin related gene
333144	-0.1642	0.4236	0.5247	-3.5919	0.7014	0.0064	0.1737	0.4990	0.5158	o-o	14377	G6pc	glucose-6-phosphatase, catalytic
333745	0.0000	0.3097	0.6744	2.0304	0.2452	0.0000	1.7454	0.2416	0.0000	o++	20558	Slnf4	schlafen 4
334943	0.1506	0.1635	0.5857	-0.7815	0.1380	0.0040	-0.1466	0.1232	0.6211	o-o	66825	Rnf186	ring finger protein 186
335077	0.0000	0.3087	0.6749	0.8679	0.2361	0.0117	1.1471	0.2634	0.0066	o++	56532	Rjp3k	receptor-interacting serine-threonine kinase 3
335495	-0.0537	1.4910	0.5274	0.3164	2.3814	0.4878	3.6561	1.1681	0.0041	oo+	null	null	null
336967	0.0000	0.2697	0.6981	0.8672	0.2265	0.0176	0.8357	0.2191	0.0158	o++	246727	Oas3	2'-5' oligoadenylate synthetase 3
337070	-0.0994	0.3888	0.5733	0.0923	0.2859	0.6061	1.8287	0.3331	0.0061	oo+	26887	Chst4	carbohydrate (chondroitin 6/keratan) sulfotransferase 4
337127	0.2750	0.4145	0.4520	-0.2905	0.4884	0.4506	1.8055	0.4013	0.0098	oo+	252837	Ccr1l	chemokine (C-C motif) receptor-like 1
337155	-0.6037	1.1816	0.4110	1.8234	0.8610	0.0405	0.5771	1.1370	0.4133	o+o	14594	Ggta1	glycoprotein galactosyltransferase alpha 1, 3
337868	0.0000	0.1097	0.8990	1.2109	0.0976	0.0000	1.7036	0.2033	0.0009	o++	68545	1110006O17Rik	RIKEN cDNA 1110006O17 gene
338888	-0.0441	0.0830	0.9054	-0.8505	0.1907	0.0026	0.0447	0.1035	0.8530	o-o	55927	Hes6	hairly and enhancer of split 6 (Drosophila)
339191	0.0622	0.4661	0.5828	1.3335	0.4264	0.0285	-0.0682	0.5856	0.5632	o+o	20698	Sphk1	sphingosine kinase 1
339551	0.0000	0.1290	0.8612	0.6952	0.1580	0.0294	0.7080	0.1702	0.0390	o++	121022	Mrps6	mitochondrial ribosomal protein S6
339748	-0.2440	2.2970	0.4950	2.7252	1.3210	0.0146	0.0711	1.7071	0.5213	o+o	68376	0610040A22Rik	RIKEN cDNA 0610040A22 gene
340535	0.0000	0.1666	0.7997	-0.7160	0.1628	0.0216	-0.7108	0.1739	0.0267	o--	227377	Farp2	FERM, RhoGEF and pleckstrin domain protein 2
341883	0.1072	0.1997	0.6301	-0.1108	0.2476	0.6016	0.7957	0.1675	0.0020	oo+	234730	Fuk	fucokinase
341967	-0.0824	0.2730	0.6201	1.5289	0.2520	0.0026	0.0788	0.2082	0.6605	o+o	53608	Map3k6	mitogen-activated protein kinase kinase kinase 6
342000	0.0792	0.5265	0.5641	1.0765	0.3819	0.0263	-0.0769	0.4891	0.5702	o+o	20850	Stat5a	signal transducer and activator of transcription 5A
342406	-0.5123	1.7783	0.4484	3.9159	0.9011	0.0206	0.1939	0.9696	0.5026	o+o	14958 15E H1f0 Icam1	H1 histone family, member 0 intercellular adhesion molecule	
342510	0.1354	0.3326	0.5553	-0.1346	0.3244	0.5573	-1.1581	0.3032	0.0370	oo-	231070 62 Insig1 LOC625787	Insig1 LOC625787	insulin induced gene 1
342663	-0.6481	0.4071	0.2450	2.6664	0.3366	0.0000	0.6853	0.4825	0.2647	o+o	76574	Mfsd2	major facilitator superfamily domain containing 2
342708	-0.2049	0.1130	0.4950	0.2100	0.1498	0.4870	-1.2211	0.1610	0.0000	oo-	20868	Stk10	serine/threonine kinase 10
342734	0.1628	0.3457	0.5320	-0.1708	0.4119	0.5215	-1.6976	0.6243	0.0322	oo-	226844	9630055N22Rik	RIKEN cDNA 9630055N22 gene
343697	-0.1411	0.3760	0.5448	1.7560	0.3392	0.0036	0.1414	0.3788	0.5443	o+o	17112	Tm4sf1	transmembrane 4 superfamily member 1
346336	-0.1190	3.4909	0.5067	0.0346	2.5906	0.5179	3.9694	1.9772	0.0015	oo-	225049	Ttc7	tetratricopeptide repeat domain 7
346532	0.2439	0.1778	0.4377	-0.8900	0.2479	0.0192	-0.2417	0.1643	0.4363	o-o	16367	Irs1	insulin receptor substrate 1
346559	0.3719	4.7628	0.4906	4.5467	3.1796	0.0049	-0.2985	4.2637	0.4940	o+o	null	null	null
346582	0.0000	0.1998	0.7582	-0.6214	0.1551	0.0577	-1.1670	0.2213	0.0027	o--	74134	Cyp2s1	cytochrome P450, family 2, subfamily s, polypeptide 1
347654	-0.0326	0.2249	0.6998	0.6858	0.1621	0.0177	0.0312	0.1580	0.7742	o+o	68493	1110007M04Rik	RIKEN cDNA 1110007M04 gene
347843	-0.1167	0.2375	0.5976	1.6250	0.2311	0.0001	0.1212	0.2923	0.5755	o+o	280411	Lix1l	Lix1-like
348831	-0.5221	0.4994	0.3254	2.0944	0.3338	0.0001	0.4644	0.3407	0.2905	o+o	80982	9930013L23Rik	RIKEN cDNA 9930013L23 gene
349199	-0.0268	1.7878	0.5270	0.0665	2.2487	0.5166	2.5434	1.4012	0.0482	oo+	68386	0610039K10Rik	RIKEN cDNA 0610039K10 gene
349467	0.0000	0.2827	0.6898	-1.9067	0.2428	0.0010	-1.8713	0.2905	0.0014	o--	77700	9130208D14Rik	RIKEN cDNA 9130208D14 gene
349496	0.0926	0.5052	0.5593	2.9702	0.3305	0.0000	-0.0856	0.4007	0.5792	o+o	14579	Gem	GTP binding protein (gene overexpressed in skeletal muscle)
349705	-0.2200	0.2190	0.4785	0.2179	0.2056	0.4798	1.2916	0.1956	0.0003	oo+	18569 12E Pdcc4 Car4	Pdcc4 Car4	programmed cell death 4 carbonic anhydrase 4
351212	0.0536	0.3378	0.6192	-1.5320	0.3248	0.0091	-0.0515	0.2804	0.6446	o-o	57265	Fzd2	frizzled homolog 2 (Drosophila)
352446	-0.3445	0.4172	0.4118	3.2448	0.4843	0.0122	0.3779	0.5403	0.4158	o+o	null	null	null
352726	0.0000	0.1784	0.7838	-1.1390	0.3667	0.0148	-1.3722	0.4592	0.0084	o--	56874	Rnf32	ring finger protein 32
353425	-0.8501	0.5282	0.2198	2.5871	0.3827	0.0000	0.8580	0.5402	0.2225	o+o	16324	Inhbb	inhibin beta-B
353985	0.0000	0.2462	0.7152	-1.4529	0.3124	0.0038	-0.4609	0.3146	0.2790	o--	72421	2510042P03Rik	RIKEN cDNA 2510042P03 gene
354426	0.0000	0.4852	0.6135	-2.6501	1.2295	0.0292	-3.1217	3.2558	0.0603	o--	234219	Helt	Hey-like transcription factor (zebrafish)
354494	-0.9339	1.0798	0.3260	2.4655	0.7589	0.0232	0.7776	0.8813	0.3302	o+o	15372	Hmx2	H6 homeo box 2
354902	0.3475	0.3492	0.3947	-0.3132	0.2038	0.3651	1.4872	0.2846	0.0087	oo+	16173	Il18	interleukin 18
355965	0.0000	0.5741	0.5963	1.1462	0.4148	0.0149	1.0598	0.4708	0.0912	o++	14645	Glul	glutamate-ammonia ligase (glutamine synthetase)
356441	-0.0891	0.1148	0.7543	0.0872	0.0824	0.8360	-0.6853	0.1561	0.0092	oo-	56376	Pdlim5	PDZ and LIM domain 5
358671	1.5018	2.6648	0.4152	-0.1901	1.2137	0.5029	2.7734	0.9672	0.0290	oo+	19893 517 Rpgr Srxp	Rpgr Srxp	retinitis pigmentosa GTPase regulator sushi-repeat-containing protein
359357	0.1579	0.1407	0.5851	-0.1529	0.0931	0.6400	-0.8859	0.1359	0.0003	oo-	83493	Sacm1l	SAC1 (suppressor of actin mutations 1, homolog)-like (S. cerevisiae)
359630	-2.4103	17.0603	0.4127	0.0324	0.4136	0.6119	-2.6356	1.8659	0.0395	oo-	258561	Olfrl1012	olfactory receptor 1012
361177	0.0988	0.1198	0.7286	-0.1033	0.1846	0.6465	-0.6661	0.1560	0.0236	oo-	13479	Dpep1	dipeptidase 1 (renal)
361480	-0.5399	0.7698	0.3749	0.4169	0.4425	0.3607	2.3781	0.5267	0.0239	oo+	69065	Chac1	ChaC, cation transport regulator-like 1 (E. coli)
362843	0.0000	0.2205	0.7372	-0.7441	0.1738	0.0384	-1.8422	0.3893	0.0004	o--	74548 331 9030605I04Rik A19	9030605I04Rik A19	RIKEN cDNA 9030605I04 gene expressed sequence A1987692 RIKEN cDNA 9930109F21 gene
362896	0.1668	0.2494	0.5387	-0.1574	0.1655	0.5729	-1.5784	0.2567	0.0002	oo-	59020	Pdzk1	PDZ domain containing 1
363517	0.1375	0.1195	0.6465	-0.1375	0.1197	0.6461	0.8139	0.1615	0.0148	oo+	433904	Ociad2	OClA domain containing 2
364618	-0.1540	0.2167	0.5627	0.1461	0.1404	0.6121	-0.6717	0.1764	0.0403	oo-	633935 2 LOC633935 Ppp4r	LOC633935 Ppp4r	protein phosphatase 4, regulatory subunit 2
364783	0.0000	0.3477	0.6564	2.1873	0.2537	0.0000	1.2103	0.5055	0.1556	o++	15277	Hk2	hexokinase 2
365297	0.0000	0.1219	0.8746	-0.6922	0.1657	0.0156	-1.1889	0.2079	0.0001	o--	54722	Dfna5h	deafness, autosomal dominant 5 homolog (human)
367456	0.3500	0.2311	0.3313	1.3832	0.1913	0.0000	-0.3553	0.2530	0.3400	o+o	230126	Srb	src homology 2 domain-containing transforming protein B
368370	0.1559	0.5884	0.5215	2.5418	0.3976	0.0001	-0.1387	0.4349	0.5398	o+o	26410	Map3k8	mitogen activated protein kinase kinase kinase 8

369990	0.0066	0.3483	0.6515	-0.0072	0.4726	0.6125	2.6061	0.3466	0.0001	oo+	69117	Adh6a	alcohol dehydrogenase 6A (class V)
370259	0.2043	0.3855	0.4990	-0.1893	0.2789	0.5130	-1.5011	0.2530	0.0101	oo-	20259	Scin	scinderin
370569	0.1774	1.0769	0.5065	-0.2216	1.2945	0.4960	2.9933	0.9211	0.0327	oo+	null	null	null
370733	0.1948	0.1822	0.5121	-0.1948	0.1828	0.5119	-0.9760	0.1600	0.0029	oo-	23971	Papss1	3'-phosphoadenosine 5'-phosphosulfate synthase 1
371084	0.0000	0.0889	0.9424	-0.5204	0.1445	0.0494	-1.7187	0.1190	0.0000	oo-	17106	1200006F02Rik	RIKEN cDNA 1200006F02 gene
371577	0.0999	0.1877	0.6478	-0.1018	0.2154	0.6272	0.6578	0.1782	0.0379	oo+	106795	Tcf19	transcription factor 19
371775	0.0417	0.1568	0.7604	1.8047	0.2323	0.0017	-0.0413	0.1447	0.7790	oo+	14066	F3	coagulation factor III
372595	0.1479	0.4715	0.5319	1.1129	0.3739	0.0296	-0.1484	0.4760	0.5313	oo+	69428	1700016C15Rik	RIKEN cDNA 1700016C15 gene
372851	0.0388	0.2955	0.6488	0.8966	0.2388	0.0231	-0.0376	0.2494	0.6758	oo+	108956	1E2210421G13Rik	RIKEN cDNA 2210421G13 gene
372944	0.0014	0.3053	0.6756	1.8271	0.4085	0.0328	-0.0015	0.3967	0.6370	oo+	52857	Gramd1a	GRAM domain containing 1A
374842	-0.1039	0.1369	0.6898	0.1049	0.1516	0.6710	-0.6609	0.1434	0.0187	oo-	75826	Senp2	SUMO/sentrin specific peptidase 2
377346	-0.2824	0.1336	0.3453	0.2879	0.1620	0.3627	-1.3317	0.1587	0.0000	oo-	18442	P2ry2	purinergic receptor P2Y, G-protein coupled 2
377635	-0.0827	0.1087	0.7741	0.0851	0.1509	0.7029	-0.9359	0.1461	0.0004	oo-	16669	Krt1-19	keratin complex 1, acidic, gene 19
377864	0.1821	0.3179	0.5181	0.8653	0.2654	0.0206	-0.1916	0.3891	0.5080	oo+	213002	Ifitm6	interferon induced transmembrane protein 6
378046	0.0301	0.1694	0.7589	-0.0299	0.1598	0.7721	-0.7804	0.1626	0.0117	oo-	632142	LOC632142	LOC632142
378072	-0.1213	0.1766	0.6254	0.1189	0.1474	0.6534	-1.2430	0.2472	0.0007	oo-	72096	2010208K18Rik	RIKEN cDNA 2010208K18 gene
378511	-0.0697	0.1708	0.7019	0.0749	0.2744	0.6247	1.0297	0.1751	0.0003	oo+	108037	Shmt2	serine hydroxymethyl transferase 2 (mitochondrial)
379964	0.2570	0.4580	0.4685	-0.2364	0.3441	0.4740	-2.0210	0.4231	0.0122	oo-	631129	LOC631129	null
380387	0.0000	0.1099	0.8986	0.8876	0.1219	0.0004	0.5104	0.1180	0.0447	oo+	72287	Plekhl1	pleckstrin homology domain containing, family F (with FYVE domain) member 1
380532	-0.3616	0.5140	0.4165	1.3289	0.3601	0.0012	0.3515	0.4766	0.4156	oo+	17133	Maff	v-maf musculoaponeurotic fibrosarcoma oncogene family, protein F (avian)
381078	-4.4261	20.3272	0.1875	0.0475	0.2599	0.6599	-2.2240	0.5614	0.0008	oo-	21926	Tnf	tumor necrosis factor
381336	0.0000	0.2369	0.7227	1.1002	0.2413	0.0129	1.0281	0.2155	0.0059	oo+	67238	2810453I06Rik	RIKEN cDNA 2810453I06 gene
381622	-0.1494	0.5223	0.5282	4.9195	0.4136	0.0002	0.1396	0.4320	0.5404	oo+	240913	Adams4	a disintegrin-like and metalloproteinase (repolysin type) with thrombospondin type 1 motif, 4
381629	0.0285	0.3314	0.6417	-1.8996	1.0272	0.0410	-0.0291	0.3592	0.6307	oo-	231842	6530401C20Rik	RIKEN cDNA 6530401C20 gene
383711	0.0000	0.4783	0.6151	0.8576	0.3571	0.0631	1.5973	0.3722	0.0016	oo+	85031	Pla1a	phospholipase A1 member A
383881	-0.8426	0.8493	0.3071	4.0315	0.6129	0.0019	0.7448	0.7031	0.3012	oo+	116849	IL12	interleukin 10-related T cell-derived inducible factor beta
384930	0.0431	0.1559	0.7594	0.7280	0.1430	0.0089	-0.0424	0.1295	0.8028	oo+	21789	Ttpi2	tissue factor pathway inhibitor 2
385228	-0.1059	0.4747	0.5558	1.5378	0.3770	0.0039	0.1059	0.4738	0.5560	oo+	56089	Ramp3	receptor (calcitonin) activity modifying protein 3
386166	0.0000	0.2937	0.6832	1.2481	0.2247	0.0001	0.6904	0.2556	0.0902	oo+	16364	Irf4	interferon regulatory factor 4
386386	0.0000	0.2474	0.7143	1.0761	0.1872	0.0000	1.6536	0.3331	0.0227	oo+	227327	B3gnt7	UDP-GlcNAc:betaGal beta-1,3-N-acetylglucosaminyltransferase 7
386903	0.0000	0.1421	0.8377	-0.8585	0.1974	0.0073	-0.5461	0.2120	0.1150	oo-	215494	C85492	expressed sequence C85492
387241	0.0000	0.3446	0.6577	1.5644	0.3104	0.0038	0.8547	0.2726	0.0332	oo+	80797	Cica2	chloride channel calcium activated 2
388536	0.0006	0.2655	0.7005	0.9012	0.2080	0.0097	-0.0006	0.2183	0.7387	oo-	619960	LOC619960	null
389131	0.0000	0.2068	0.7508	-1.1627	0.2752	0.0066	-0.7939	0.1845	0.0267	oo-	192231	Hexim1	hexamethylene bis-acetamide inducible 1
389225	0.0000	0.2264	0.7318	1.3228	0.2791	0.0188	1.3408	0.2060	0.0003	oo+	219132	D14Ert668e	DNA segment, Chr 14, ERATO Doi 668, expressed
391036	-0.2638	0.3355	0.4512	1.7697	0.3133	0.0014	0.2711	0.3736	0.4509	oo+	229323	Gpr171	G protein-coupled receptor 171
391733	-0.0619	0.1445	0.7511	0.0597	0.0908	0.8643	-0.7258	0.1316	0.0031	oo-	330171	Kctd10	potassium channel tetramerisation domain containing 10
392106	0.4027	0.6337	0.4178	-0.3695	0.5233	0.4168	2.2672	0.4257	0.0000	oo+	null	null	null
392697	0.0000	0.3693	0.6477	1.8756	0.4440	0.0439	1.5324	0.3142	0.0026	oo+	635246	LOC635246	null
393671	-0.1470	0.2633	0.5584	1.0958	0.1775	0.0000	0.1421	0.2140	0.5781	oo+	263406	Plekhh3	pleckstrin homology domain containing, family G (with RhoGef domain) member 3
394676	0.0609	0.3570	0.6074	1.8327	0.2654	0.0001	-0.0574	0.2734	0.6423	oo+	21938	Tnfrsf1b	tumor necrosis factor receptor superfamily, member 1b
394830	0.1922	0.4374	0.5066	-1.9701	0.6823	0.0264	-0.1858	0.3912	0.5118	oo-	13051	Cx3cr1	chemokine (C-X3-C) receptor 1
395074	-0.7289	0.7444	0.3132	4.0849	0.4593	0.0000	0.6341	0.5710	0.2997	oo+	20311	Cxcl5	chemokine (C-X-C motif) ligand 5
395141	0.2215	0.2191	0.4758	-0.2397	0.3311	0.4687	-1.0178	0.3454	0.0472	oo-	67972	Atp2b1	ATPase, Ca++ transporting, plasma membrane 1
395594	-0.1965	0.9613	0.5018	2.7235	0.8462	0.0390	0.2384	1.1626	0.4918	oo+	20855	Stc1	stanniocalcin 1
396735	-0.1567	0.2137	0.5599	0.1497	0.1474	0.5998	-0.6841	0.1356	0.0216	oo-	56699	Cdc42ep4	CDC42 effector protein (Rho GTPase binding) 4
396878	0.3944	0.4127	0.3705	-0.4505	0.5878	0.3832	-2.4706	0.6631	0.0224	oo-	21378	Tbrg3	transforming growth factor beta regulated gene 3
397188	-0.1049	0.1762	0.6507	0.6800	0.1324	0.0076	0.1007	0.1158	0.7317	oo+	72544	Exosc6	exosome component 6
399339	0.2317	0.2799	0.4719	-0.2301	0.2698	0.4725	-1.1691	0.2639	0.0166	oo-	330319	BQ952480	expressed sequence BQ952480
400599	0.0000	0.3356	0.6617	-1.3050	0.3496	0.0297	-1.2744	0.4347	0.0440	oo-	217258	Abca8a	ATP-binding cassette, sub-family A (ABC1), member 8a
401576	0.0000	0.5666	0.5976	-4.1856	0.4843	0.0174	-3.3788	0.5873	0.0229	oo-	243439	LOC243439	null
401771	-0.6008	1.0213	0.3976	2.9534	0.8089	0.0305	0.5713	0.9674	0.3996	oo+	null	null	null
403028	0.0731	0.2306	0.6510	0.9425	0.1777	0.0003	-0.0736	0.2405	0.6445	oo+	635369	LOC635369	G protein-coupled receptor 39
405120	0.0000	0.2087	0.7488	1.4672	0.1690	0.0000	1.3913	0.4078	0.0910	oo+	55932	Gbp4	guanylate nucleotide binding protein 4
405680	-0.2402	0.4342	0.4764	0.2366	0.4135	0.4777	1.0506	0.3061	0.0049	oo+	29816	Hip1r	huntingtin interacting protein 1 related
405688	0.0000	0.3469	0.6568	1.9903	0.2686	0.0000	1.1789	0.4312	0.1124	oo+	null	null	null
405691	0.1989	0.2744	0.5038	0.9033	0.2107	0.0072	-0.1944	0.2412	0.5094	oo+	218121	Oact1	O-acyltransferase (membrane bound) domain containing 1
407097	0.1318	0.2916	0.5662	1.6724	0.2291	0.0000	-0.1290	0.2618	0.5764	oo+	212168	Zswim4	zinc finger, SWIM domain containing 4
407752	-0.2948	0.3514	0.4273	2.6775	0.3200	0.0011	0.2760	0.2584	0.4209	oo+	217151	Arl5c	ADP-ribosylation factor-like 5C
407846	-0.2894	0.3610	0.4330	1.3617	0.2392	0.0002	0.2668	0.2468	0.4269	oo+	14086	Fscn1	fascin homolog 1, actin bundling protein (Strongylocentrotus purpuratus)
408422	0.3137	0.6403	0.4517	1.7081	0.5666	0.0207	-0.3697	0.8378	0.4446	oo+	73359	1700055D16Rik	RIKEN cDNA 1700055D16 gene
410988	0.2966	0.2961	0.4159	-0.2885	0.2565	0.4114	-0.9388	0.2223	0.0351	oo-	231668	BC023744	cDNA sequence BC023744

411745	0.0627	0.1746	0.7110	1.5555	0.2670	0.0084	-0.0650	0.2266	0.6632	o+o	320404	Itpkb	inositol 1,4,5-trisphosphate 3-kinase B
412038	0.0000	0.9976	0.5558	2.0187	0.7082	0.0002	1.4911	0.7303	0.0430	o++	234724	Tat	tyrosine aminotransferase
413216	0.0119	0.0935	0.9204	-0.7576	0.1367	0.0011	-0.0119	0.0883	0.9321	o-o	67235	Zfp99	zinc finger protein 99
414909	-0.3681	0.4551	0.4026	1.4711	0.3825	0.0142	0.3638	0.4393	0.4017	o+o	15950	Ifi203	interferon activated gene 203
415010	0.0000	0.2189	0.7388	-0.7054	0.2475	0.0825	-0.8924	0.1797	0.0159	o--	268822	Adck5	aarF domain containing kinase 5
415407	-0.5634	0.7295	0.3610	0.4542	0.4551	0.3437	1.5099	0.4471	0.0155	oo+	75658	1810053B01Rik	RIKEN cDNA 1810053B01 gene
415592	0.0000	0.2405	0.7198	0.9315	0.2083	0.0075	1.3307	0.2793	0.0162	o++	78512	3300005D01Rik	RIKEN cDNA 3300005D01 gene
415989	0.0321	0.1659	0.7621	-0.0339	0.2443	0.6839	-0.8685	0.2364	0.0265	oo-	58866	Treh	trehalase (brush-border membrane glycoprotein)
416043	0.0000	1.0784	0.5516	2.2426	0.8176	0.0204	0.1376	5.6611	0.5030	o++	192656	Ripk2	receptor (TNFRSF)-interacting serine-threonine kinase 2
416337	0.1665	0.2328	0.5418	-0.1578	0.1554	0.5768	0.8721	0.2017	0.0211	oo+	15483	Hsd11b1	hydroxysteroid 11-beta dehydrogenase 1
416412	0.0842	0.8242	0.5393	0.3775	0.5360	0.0000	-0.0754	0.6923	0.5502	o+o	16365	Irg1	immunoresponsive gene 1
419373	-0.0893	0.3235	0.5953	1.4031	0.2951	0.0049	0.0905	0.3411	0.5896	o+o	278507	Wfikkn2	WAP, follistatin/kazal, immunoglobulin, kunitz and netrin domain containing 2
419506	0.0000	0.6347	0.5873	-3.1948	1.1089	0.0435	-4.1886	5.2228	0.0558	o--	13193	Dcx	doublecortin
420356	-0.3255	0.3777	0.4117	1.7146	0.2862	0.0001	0.3161	0.3368	0.4085	o+o	65221	Slc15a3	solute carrier family 15, member 3
420519	0.0726	0.1671	0.7032	-0.0709	0.1304	0.7557	-0.8513	0.1281	0.0015	oo-	209387	Al451617	expressed sequence Al451617
420641	0.0000	0.3810	0.6434	-1.5193	0.4195	0.0306	-1.5936	0.3811	0.0234	o--	433960 62	LOC433960 LOC6:	cytochrome P450, family 3, subfamily a, polypeptide 25
420923	-0.0262	0.4173	0.6149	0.0255	0.3820	0.6257	-1.5311	0.5461	0.0456	oo-	433944	LOC433944	null
420981	0.2178	0.1767	0.4763	0.6811	0.1737	0.0236	-0.2281	0.2441	0.4711	o+o	56489	Ikbke	inhibitor of kappaB kinase epsilon
422312	0.0000	0.3678	0.6483	-1.6758	0.4249	0.0188	-1.1764	0.5915	0.1000	o--	20338	Sel1h	Sel1 (suppressor of lin-12) 1 homolog (C. elegans)
423125	0.0000	0.2770	0.6934	-1.4538	0.5312	0.0233	-1.1861	0.4024	0.0349	o--	18038	Nfkbi1	nuclear factor of kappa light polypeptide gene enhancer in B-cells inhibitor-like 1
423438	0.0000	0.2005	0.7575	1.0685	0.2026	0.0048	0.1068	0.2587	0.0411	o++	105246	AL022779	expressed sequence AL022779
424063	0.0000	0.3291	0.6647	-2.4164	0.9412	0.0068	-1.8249	2.3895	0.1934	o--	234915	AK129341	cDNA sequence AK129341
425339	-0.0344	1.2044	0.5385	2.7785	0.8174	0.0012	0.0293	1.0413	0.5458	o+o	326623	Tnfsf15	tumor necrosis factor (ligand) superfamily, member 15
425555	0.0000	0.1579	0.8124	-0.9091	0.1273	0.0011	-0.4472	0.2963	0.2661	o--	107587	Osr2	odd-skipped related 2 (Drosophila)
426518	0.0000	0.4288	0.6280	1.2958	0.4089	0.0532	1.1821	0.3742	0.0395	o++	70052	Prpf4	PRP4 pre-mRNA processing factor 4 homolog (yeast)
426694	0.0126	0.4121	0.6250	1.1189	0.3272	0.0122	-0.0128	0.4341	0.6187	o+o	108767	Pnrc1	proline-rich nuclear receptor coactivator 1
426736	0.0000	0.2753	0.6945	1.8728	0.2268	0.0000	1.4806	0.4719	0.1090	o++	17357	Marcks1	MARCKS-like 1
427729	0.1092	0.4941	0.5518	1.1429	0.3530	0.0056	-0.1082	0.4824	0.5536	o+o	385253	Gm1524	gene model 1524, (NCBI)
429472	-0.1467	0.2061	0.5745	0.9932	0.1498	0.0000	0.1449	0.1880	0.5842	o+o	15950	Ifi203	interferon activated gene 203
430063	0.0000	0.5918	0.5935	-4.3577	0.8897	0.0213	-3.5681	2.2276	0.0371	o--	93872	Pcdhb1	protocadherin beta 1
430237	0.7364	0.6082	0.2645	2.5405	0.6222	0.0240	-0.9770	0.9465	0.2792	o+o	null	null	null
430449	0.0000	0.2572	0.7069	-1.6327	0.4587	0.0058	1.2564	0.2635	0.0105	o+-	null	null	null
430706	-0.1847	0.3076	0.5162	0.1788	0.2613	0.5254	-0.9964	0.2328	0.0316	oo-	16835	Ldlr	low density lipoprotein receptor
431994	-0.2322	0.2614	0.4692	0.7792	0.2284	0.0412	0.2307	0.2520	0.4697	o+o	211228	Lrrc25	leucine rich repeat containing 25
432033	0.1689	0.1212	0.5757	-0.1674	0.1080	0.5883	-0.5747	0.1283	0.0230	oo-	78100	8430410K20Rik	RIKEN cDNA 8430410K20 gene
433323	-0.1686	0.0955	0.5972	0.1685	0.0949	0.5979	0.6026	0.0780	0.0001	oo+	null	null	null
434261	-0.0495	0.3890	0.6077	0.0451	0.2576	0.6647	-1.0860	0.2594	0.0343	oo-	16438	Itp1	inositol 1,4,5-triphosphate receptor 1
434637	-0.0711	0.2957	0.6205	0.7595	0.2259	0.0245	0.0712	0.2977	0.6197	o+o	231633	BC025600	cDNA sequence BC025600
435080	0.0000	0.6084	0.5910	-2.8405	1.0132	0.0451	-2.5510	0.8224	0.0513	o--	68318	Aph1c	anterior pharynx defective 1c homolog (C. elegans)
435798	-0.0270	0.4032	0.6180	0.0287	0.4876	0.5971	1.5966	0.4367	0.0397	oo+	329716	D730018G16	null
437090	0.0160	3.4378	0.5150	-0.2954	22.9068	0.4988	2.9294	2.9000	0.0427	oo+	64290	Foxb1	forkhead box B1
437143	0.0000	0.1649	0.8020	0.7797	0.1964	0.0391	0.5665	0.1306	0.0184	o++	330962	Ostb	organic solute transporter beta
437987	-0.2655	0.1390	0.3864	1.0302	0.1528	0.0001	0.2874	0.2519	0.4134	o+o	14528	Gch1	GTP cyclohydrolase 1
438952	-0.0646	0.2044	0.6784	0.0672	0.2612	0.6391	1.8030	0.1807	0.0000	oo+	20209 202	Saa2 Saa1	serum amyloid A 2 serum amyloid A 1
439403	0.0000	0.7662	0.5725	1.3851	0.5932	0.0542	2.6001	0.5725	0.0002	o++	208164	BC064033	cDNA sequence BC064033
439528	0.0000	0.2187	0.7389	0.7286	0.1666	0.0061	1.1907	0.2853	0.0343	o++	66384	Srp19	signal recognition particle 19
440084	0.0198	0.4541	0.6095	1.5138	0.3252	0.0000	-0.0196	0.4391	0.6132	o+o	60533	Cd274	CD274 antigen
446075	-0.1813	0.0950	0.5615	0.1814	0.0960	0.5606	-0.8736	0.1033	0.0000	oo-	72431	Ceacam18	CEA-related cell adhesion molecule 1
446574	-0.2119	0.5668	0.4956	2.0741	0.4364	0.0001	0.2167	0.5959	0.4936	o+o	75697	3300001A09Rik	RIKEN cDNA 3300001A09 gene
446807	0.0000	0.4526	0.6215	2.1435	0.5095	0.0477	1.2898	0.3651	0.0136	o++	24110	Usp18	ubiquitin specific peptidase 18
447283	-0.5895	3.2661	0.4620	3.1754	0.8966	0.0000	0.0551	1.1349	0.5359	o+o	12985	Csf3	colony stimulating factor 3 (granulocyte)
449492	-0.1047	0.5136	0.5528	0.0944	0.3737	0.5801	1.8283	0.4312	0.0253	oo+	228775	Trib3	tribbles homolog 3 (Drosophila)
450069	0.0320	0.2438	0.6853	-0.8405	0.1971	0.0290	-0.0313	0.2131	0.7103	o-o	15248	Hic1	hypermethylated in cancer 1
450136	-0.0139	0.2558	0.6949	1.1390	0.2365	0.0073	0.0137	0.2359	0.7100	o+o	16994	Ltb	lymphotoxin B
450590	0.0000	0.2602	0.7047	2.4924	0.2118	0.0000	1.1868	0.2468	0.0068	o++	12608	Cebpb	CCAAT/enhancer binding protein (C/EBP), beta
452218	0.0000	0.5160	0.6069	-2.8825	0.7849	0.0212	-1.9820	0.7688	0.0549	o--	69297	Lrrc46	leucine rich repeat containing 46
452291	-0.2722	0.3257	0.4412	-1.3654	0.4481	0.0252	0.2609	0.2655	0.4395	o-o	78754	Galnt2	UDP-N-acetyl-alpha-D-galactosamine:polypeptide N-acetyl-galactosaminyltransferase-like 2
452359	-0.2659	0.9699	0.4820	0.2278	0.7949	0.4913	2.9954	0.7237	0.0229	oo+	null	null	null
452615	0.2742	0.4680	0.4603	-0.2361	0.2640	0.4675	-1.2193	0.2775	0.0314	oo-	69983	2010204N08Rik	RIKEN cDNA 2010204N08 gene
453402	0.0000	0.1388	0.8434	0.6737	0.1398	0.0143	1.1178	0.2853	0.0566	o++	21819	Tgn	thyroglobulin
454482	-0.2414	0.3059	0.4663	2.2113	0.3749	0.0101	0.2534	0.3739	0.4638	o+o	54199	Corl2	chemokine (C-C motif) receptor-like 2
454810	0.1798	0.1831	0.5347	-0.1835	0.2130	0.5250	-0.8418	0.1890	0.0179	oo-	227743	Mapkap1	mitogen-activated protein kinase associated protein 1



455803	0.1764	0.4041	0.5179	-0.1758	0.3997	0.5185	-1.5486	0.4882	0.0394	oo-	12365	Casp14	caspace 14
455840	-0.1393	0.3856	0.5450	1.2458	0.3016	0.0022	0.1409	0.4010	0.5422	o+o	54483	Mefv	Mediterranean fever
456018	-0.1539	0.3164	0.5431	0.1419	0.2016	0.5843	-0.9944	0.3380	0.0449	oo-	75541	1700019G17Rik	RIKEN cDNA 1700019G17 gene
456107	-0.1071	1.0614	0.5246	3.0944	0.8878	0.0128	0.1372	1.3033	0.5137	o+o	629945	LOC629945	null
456277	0.0000	0.2203	0.7375	0.8646	0.2157	0.0247	0.9330	0.2377	0.0323	o++	246256	Fcgr3a	Fc fragment of IgG, low affinity IIIa, receptor
456362	0.0648	0.7399	0.5510	1.4552	0.5332	0.0260	-0.0605	0.6570	0.5592	o+o	64378	Gpr88	G-protein coupled receptor 88
456953	0.0000	0.2401	0.7201	-1.1415	0.2088	0.0071	-1.0668	0.2997	0.0229	o--	70652	5730537D05Rik	RIKEN cDNA 5730537D05 gene
457831	0.0000	0.1332	0.8534	0.6660	0.1238	0.0057	1.9002	0.1453	0.0000	o++	70186	2310056P07Rik	RIKEN cDNA 2310056P07 gene
459528	-0.2182	0.1977	0.4794	1.4434	0.2203	0.0005	0.2298	0.2726	0.4736	o+o	74155	Errfi1	ERBB receptor feedback inhibitor 1
459671	-0.1704	0.3499	0.5257	-1.3516	0.4045	0.0257	0.1621	0.2797	0.5403	o-o	12009	Azi1	5-azacytidine induced gene 1
460369	0.0000	0.1252	0.8682	1.0087	0.2448	0.0457	1.6058	0.1908	0.0005	o++	17067	Ly6c	lymphocyte antigen 6 complex, locus C
460372	0.0668	0.1367	0.7535	-0.7151	0.1411	0.0083	-0.0667	0.1342	0.7576	o-o	66985	Rassf7	Ras association (RalGDS/AF-6) domain family 7
461834	-0.2615	0.5589	0.4716	1.3693	0.4508	0.0209	0.2691	0.5954	0.4699	o+o	21942	Tnfrsf9	tumor necrosis factor receptor superfamily, member 9
462547	-0.0010	0.1963	0.7611	0.0010	0.1985	0.7586	0.6393	0.1584	0.0198	o+o	14977	Slc39a7	solute carrier family 39 (zinc transporter), member 7
463729	0.0000	0.4128	0.6328	1.1025	0.3426	0.0295	1.1025	0.3234	0.0145	o++	628699 21	LOC628699 90302	RIKEN cDNA 9030205A07 Gene
463918	-0.0490	0.2212	0.6836	0.0506	0.2679	0.6519	-0.9253	0.2570	0.0347	oo-	101118	8430437G11Rik	RIKEN cDNA 8430437G11 gene
463972	-0.1444	0.1457	0.6057	0.1530	0.2298	0.5580	0.6063	0.1553	0.0323	o+o	30943	Tmprss8	transmembrane protease, serine 8 (intestinal)
464308	0.0000	0.6423	0.5863	1.1277	0.5395	0.1129	1.5897	0.4912	0.0096	o++	246728	Oas2	2'-5' oligoadenylate synthetase 2
464695	0.3045	0.1811	0.3497	0.9702	0.1561	0.0002	-0.3085	0.2001	0.3585	o+o	78781	Zc3hav1	zinc finger CCCH type, antiviral 1
465504	0.0000	0.3729	0.6463	0.9194	0.2681	0.0075	1.3874	0.3579	0.0255	o++	14127	Fcer1g	Fc receptor, IgE, high affinity I, gamma polypeptide
465788	0.0000	0.1324	0.8548	1.0424	0.2377	0.0350	-0.6986	0.1925	0.0277	o+	112407	Egln3	EGL nine homolog 3 (C. elegans)
466728	0.1076	0.3013	0.5872	2.2661	0.4505	0.0343	-0.1169	0.4157	0.5572	o+o	234373	Sfrs14	splicing factor, arginine/serine-rich 14
469038	0.1229	0.1915	0.6132	1.4969	0.2285	0.0020	-0.1237	0.2011	0.6068	o+o	null	null	null
469133	0.0000	0.1073	0.9040	1.3470	0.1174	0.0000	0.5905	0.0997	0.0040	o++	18030	Nfil3	nuclear factor, interleukin 3, regulated
470600	-0.2842	0.3038	0.4298	0.3065	0.4084	0.4333	1.0949	0.3284	0.0423	o+o	209012	A730098P15	null
470889	0.0046	0.3767	0.6418	2.8813	0.3263	0.0000	-0.0048	0.4315	0.6243	o+o	null	null	null
471371	0.0000	0.2622	0.7033	0.7962	0.2098	0.0163	1.5383	0.1925	0.0000	o++	71776	Tha1	threonine aldolase 1
471396	-0.1157	0.5241	0.5459	0.1060	0.4069	0.5657	-1.7368	0.4365	0.0380	oo-	12163	Bmp8a	bone morphogenetic protein 8a
471774	-0.1000	0.2814	0.5988	-1.7189	0.4497	0.0075	0.1027	0.3189	0.5851	o-o	20672	Sox18	SRY-box containing gene 18
471908	0.1638	0.3092	0.5352	1.1592	0.3017	0.0134	-0.1770	0.4170	0.5172	o+o	74012	Rap2b	RAP2B, member of RAS oncogene family
472000	-1.3373	3.0068	0.3841	0.2167	1.7792	0.4979	2.8025	1.3568	0.0347	o+o	545276	LOC545276	null
472781	0.0000	0.1081	0.9023	-0.7661	0.1645	0.0048	-1.3307	1.1303	0.0000	o--	13370	Dio1	deiodinase, iodothyronine, type I
474562	-0.5628	0.7031	0.3576	0.4674	0.4658	0.3412	1.6307	0.5012	0.0431	o+o	20716	Serpina3n	serine (or cysteine) peptidase inhibitor, clade A, member 3N
475577	0.2443	0.7951	0.4853	2.0446	0.6887	0.0073	-0.3370	1.1442	0.4670	o+o	56193	Pleckstrin	pleckstrin
477242	-0.2560	0.8994	0.4836	1.6841	0.6136	0.0277	0.2180	0.7114	0.4941	o+o	58205	Pdcd1lg2	programmed cell death 1 ligand 2
477442	-0.2969	0.3406	0.4241	1.9826	0.2445	0.0000	0.2849	0.2821	0.4199	o+o	257889	Olfir132	olfactory receptor 132
479545	0.0254	0.2238	0.7080	2.2548	0.2941	0.0026	-0.0257	0.2402	0.6946	o+o	327885	C030046G05	null
480836	0.0252	0.5963	0.5814	2.1666	0.4711	0.0009	-0.0257	0.6186	0.5783	o+o	242125	BC037703	cDNA sequence BC037703
481078	0.0000	0.0694	0.9782	-0.5260	0.1042	0.0108	-0.7125	0.1832	0.0104	o--	75747	Sesn3	sestrin 3
481692	0.0000	0.5632	0.5982	-2.4194	0.6697	0.0414	-1.9515	2.2895	0.1826	o--	320089	4931433A09Rik	RIKEN cDNA 4931433A09 gene
482989	0.0000	0.2454	0.7159	3.4064	0.1931	0.0000	1.3053	0.2369	0.0027	o++	12609	Cebpd	CCAAT/enhancer binding protein (C/EBP), delta
483218	0.0000	1.3127	0.5425	3.0051	1.0164	0.0356	0.4706	3.8599	0.4836	o++	328906	D830029L11	null
483273	-0.1985	0.3289	0.5036	1.0475	0.2540	0.0059	-0.1954	0.3064	0.5066	o+o	67647	4930523C07Rik	RIKEN cDNA 4930523C07 gene
485442	0.1751	0.1895	0.5399	-0.1757	0.1939	0.5383	-1.1316	0.3426	0.0139	oo-	13824	Epb4.114a	erythrocyte protein band 4.1-like 4a
485804	0.2416	0.3461	0.4702	1.0020	0.2263	0.0020	-0.2265	0.2551	0.4753	o+o	286940	Finb	filamin, beta
485872	0.0000	0.3932	0.6391	2.2691	0.3483	0.0007	1.4303	0.3359	0.0074	o++	20715	Serpina3g	serine (or cysteine) peptidase inhibitor, clade A, member 3G
486461	-0.2199	0.2632	0.4826	0.2304	0.3290	0.4775	-1.1135	0.3938	0.0488	oo-	102871	D330045A20Rik	RIKEN cDNA D330045A20 gene
486923	0.2367	0.1334	0.4307	-0.2383	0.1434	0.4326	-0.8786	0.1544	0.0017	oo-	106861	Abhd3	abhydrolase domain containing 3
487428	-0.2518	0.1771	0.4245	0.2489	0.1599	0.4213	-0.7637	0.1576	0.0134	oo-	22030	Traf2	Tnf receptor-associated factor 2
487549	0.1190	0.2380	0.5947	-0.1140	0.1765	0.6336	-1.1005	0.3899	0.0281	oo-	621375 62	LOC621375 LOC6	null
487657	-0.6574	0.9101	0.3571	0.4800	0.5271	0.3494	1.6253	0.4939	0.0061	o+o	219065	A630038E17Rik	RIKEN cDNA A630038E17 gene
490536	-0.0686	0.2525	0.6420	0.0724	0.3293	0.6069	1.3379	0.3365	0.0377	o+o	64540	Tspan4	tetraspanin 4
490672	0.3442	0.2919	0.3732	-0.3353	0.2542	0.3640	-1.0745	0.2536	0.0227	oo-	231396	Ugt2b36	UDP glucuronosyltransferase 2 family, polypeptide B36
491738	0.0786	0.2778	0.6214	-0.0806	0.3135	0.6062	1.8416	0.2364	0.0000	o+o	67432	0610010D20Rik	RIKEN cDNA 0610010D20 gene
492057	0.0581	0.1594	0.7352	-0.0594	0.1925	0.6969	-1.0075	0.2420	0.0075	oo-	71843	R3hcc1	R3H domain and coiled-coil containing 1
492366	0.1423	0.7419	0.5221	1.5404	0.4880	0.0069	-0.1252	0.5835	0.5360	o+o	16177	Il1r1	interleukin 1 receptor, type I
492467	-0.4072	0.4578	0.3798	1.4555	0.4133	0.0396	0.3910	0.4026	0.3741	o+o	null	null	null
492624	0.0006	0.3678	0.6479	2.1786	0.3190	0.0000	-0.0006	0.4524	0.6212	o+o	20303	Ccl4	chemokine (C-C motif) ligand 4
492904	-0.2885	2.4794	0.4907	2.9787	1.8301	0.0242	0.7093	2.7703	0.4544	o+o	319216	4932441J04Rik	RIKEN cDNA 4932441J04 gene
493258	0.4358	0.5188	0.3788	-0.4646	0.6014	0.3828	1.7425	0.4209	0.0008	o+o	26897	Acot1	acyl-CoA thioesterase 1
495135	0.1547	0.4891	0.5275	1.4103	0.4316	0.0075	-0.1813	0.6907	0.5087	o+o	69471	2310005L22Rik	RIKEN cDNA 2310005L22 gene
495283	0.0000	0.5570	0.5992	1.1724	0.4551	0.0595	1.9096	0.4664	0.0099	o++	64380	Ms4a4c	membrane-spanning 4-domains, subfamily A, member 4C



495606	0.2161	0.1920	0.4808	1.1492	0.2376	0.0123	-0.2230	0.2377	0.4765	o+o	13844	Ephb2	Eph receptor B2
496423	0.1053	0.2702	0.5988	0.8311	0.2219	0.0098	-0.1094	0.3251	0.5788	o+o	13197	Gadd45a	growth arrest and DNA-damage-inducible 45 alpha
499488	-0.0189	0.2039	0.7336	0.0180	0.1362	0.8261	0.5352	0.1322	0.0307	oo+	20135	Rrm2	ribonucleotide reductase M2
501959	-0.6758	0.7154	0.3272	0.6170	0.6024	0.3196	1.9054	0.4903	0.0011	oo+	null	null	null
502017	0.1438	0.1909	0.5833	0.6727	0.1687	0.0331	-0.1406	0.1569	0.6063	o+o	11569	Aebp2	AE binding protein 2
503137	-0.2047	0.5006	0.4989	1.4604	0.3752	0.0103	0.1912	0.4089	0.5079	o+o	72512	2610307O08Rik	RIKEN cDNA 2610307O08 gene
504121	0.1270	0.4767	0.5441	1.2221	0.4080	0.0160	-0.1424	0.6251	0.5268	o+o	67102	D16Erd472e	DNA segment, Chr 16, ERATO Doi 472, expressed
504226	-0.0994	0.3213	0.5868	1.1551	0.3165	0.0214	0.1062	0.4129	0.5634	o+o	27056	Irf5	interferon regulatory factor 5
505324	0.1704	0.2425	0.5358	-0.1610	0.1603	0.5692	-0.8930	0.2563	0.0267	oo-	109731	Maob	monoamine oxidase B
506609	0.0000	0.1502	0.8243	-0.6013	0.1427	0.0358	-0.8297	0.1491	0.0038	o--	67307	3110049J23Rik	RIKEN cDNA 3110049J23 gene
506899	-0.6341	2.1899	0.4432	0.1849	1.5164	0.5033	2.9605	1.2172	0.0309	oo+	75050	Kif27	kinesin family member 27
506928	0.0000	0.2582	0.7062	-1.7825	0.2271	0.0006	-1.8710	0.1932	0.0003	o--	56388	Cyp3a25	cytochrome P450, family 3, subfamily a, polypeptide 25
507495	-0.1218	0.1216	0.6723	2.2400	0.1664	0.0000	0.1290	0.2052	0.5959	o+o	12051	Bcl3	B-cell leukemia/lymphoma 3
507527	0.1317	0.1463	0.6336	-0.1383	0.2178	0.5819	-0.8015	0.2341	0.0325	oo-	231003J2	Klhl17 Plekhn1	kelch-like 17 (Drosophila) pleckstrin homology domain containing, family N member 1
508950	0.0840	0.3622	0.5902	1.1526	0.3499	0.0272	-0.0923	0.4903	0.5622	o+o	null	null	null
509321	-0.0529	2.3178	0.5177	4.9811	1.8262	0.0055	0.4106	4.9028	0.4896	o+o	320795	Pkn1	protein kinase N1
511891	0.0000	0.4810	0.6145	2.0748	0.5037	0.0411	1.1064	0.4300	0.0824	o++	22329	Vcam1	vascular cell adhesion molecule 1
512122	-0.1360	0.1037	0.6677	0.1404	0.1507	0.6103	0.5229	0.1067	0.0164	oo+	67895	Ppa1	pyrophosphatase (inorganic) 1
512156	0.0000	0.3161	0.6711	1.5328	0.2860	0.0023	1.1716	0.4010	0.0987	o++	69097	Trim15	tripartite motif protein 15
513287	0.1317	0.1643	0.6189	0.7547	0.1851	0.0249	-0.1377	0.2286	0.5787	o+o	228765	Sdcbp2	syndecan binding protein (syntenin) 2
513741	0.0000	0.0959	0.9278	-0.6300	0.1762	0.0296	-0.8838	0.2777	0.0159	o--	217732	2310044G17Rik	RIKEN cDNA 2310044G17 gene
513774	0.0124	0.1370	0.8314	-0.0124	0.1453	0.8171	-0.9185	0.3063	0.0248	oo-	16534	Kcnn4	potassium intermediate/small conductance calcium-activated channel, subfamily N, member 4
513928	0.0000	0.1230	0.8725	0.7478	0.1413	0.0093	0.4601	0.1262	0.0876	o++	230678	6330530A05Rik	RIKEN cDNA 6330530A05 gene
514545	-0.1972	0.9011	0.5017	2.0049	0.6177	0.0027	0.1775	0.7799	0.5090	o+o	102442	Al115600	expressed sequence Al115600
515794	0.0295	0.1072	0.8681	0.5902	0.1208	0.0183	-0.0299	0.1279	0.8249	o+o	12192	Zfp361	zinc finger protein 36, C3H type-like 1
516253	0.0000	0.1504	0.8241	-1.2691	0.1302	0.0000	-2.5616	0.2843	0.0000	o--	13112 337	Cyp3a11 Cyp3a44	polypeptide 44 cytochrome P450, family 3, subfamily a, polypeptide 41
517684	0.2143	0.4776	0.4936	1.5158	0.4084	0.0413	-0.1925	0.3318	0.5082	o+o	67888	Tmem100	transmembrane protein 100
517773	0.0000	0.2888	0.6861	0.8075	0.2698	0.0684	0.7272	0.2226	0.0325	o++	67840	Mrp63	mitochondrial ribosomal protein 63
519424	0.1843	0.2636	0.5196	-0.1959	0.3495	0.5055	-1.4806	0.2675	0.0077	oo-	71687	Tmem25	transmembrane protein 25
520214	0.1447	1.1346	0.5141	-1.1154	2.4763	0.3770	2.9592	0.9307	0.0238	oo+	null	null	null
520972	0.7156	0.6501	0.3210	-0.5837	0.3832	0.2760	1.5400	0.4358	0.0319	oo+	12116	Bhmt	betaine-homocysteine methyltransferase
522239	0.3336	0.1780	0.2975	-0.3581	0.2794	0.3466	-1.3051	0.3114	0.0051	oo-	270328J6	9930109F21Rik LC	RIKEN cDNA 9930109F21 gene
522671	-0.1263	0.1962	0.6039	0.8975	0.2209	0.0204	0.1339	0.2805	0.5661	o+o	110168	Gpr18	G protein-coupled receptor 18
524171	-0.6128	0.9235	0.3788	2.5323	0.7012	0.0460	0.5081	0.7051	0.3811	o+o	170768	Pfkfb3	6-phosphofructo-2-kinase/fructose-2,6-biphosphatase 3
524354	-0.0341	0.3657	0.6254	0.0309	0.2294	0.6984	-0.9636	0.2065	0.0321	oo-	229731	Slc25a24	solute carrier family 25 (mitochondrial carrier, phosphate carrier), member 24
524587	0.0000	0.1025	0.9141	-0.9023	0.1226	0.0000	-2.3196	0.1501	0.0000	o--	105387	9030611N15Rik	RIKEN cDNA 9030611N15 gene
524957	0.0032	0.1601	0.8052	-0.0031	0.1202	0.8742	-0.7613	0.1218	0.0029	oo-	69787	Anxa13	annexin A13
526851	0.0000	0.7399	0.5750	1.8145	0.5823	0.0191	1.6612	0.6216	0.0605	o++	637897J11	LOC637897 Myoz3	myozenin 3
527011	0.3121	0.1129	0.2544	-0.3132	0.1180	0.2617	1.0742	0.2524	0.0430	oo+	66182	Arf14	ADP-ribosylation factor 4-like
528830	-0.1091	0.7977	0.5322	2.7603	0.6345	0.0078	0.1078	0.7844	0.5332	o+o	16800	Arhgef2	rho/rac guanine nucleotide exchange factor (GEF) 2
528994	0.0000	0.3501	0.6554	1.7480	0.2776	0.0000	1.7042	0.3255	0.0043	o++	null	null	null
529054	0.0000	0.3508	0.6551	-0.9359	0.3132	0.0858	-1.4365	0.2803	0.0189	o--	213649	Arhgef19	Rho guanine nucleotide exchange factor (GEF) 19
529335	0.0888	0.1472	0.7028	-0.0885	0.1419	0.7102	-0.7349	0.2513	0.0493	oo-	20775	Sqle	squalene epoxidase
529723	-0.2379	0.4100	0.4768	0.2446	0.4476	0.4748	1.2251	0.3447	0.0133	oo+	22318	Vamp2	vesicle-associated membrane protein 2
529768	-0.2390	0.2656	0.4622	0.2283	0.1995	0.4643	1.3812	0.2738	0.0130	oo+	null	null	null
534040	0.1073	0.1423	0.6781	1.2871	0.3008	0.0456	-0.1076	0.1466	0.6726	o+o	19730	Ralgds	ral guanine nucleotide dissociation stimulator
534311	-0.0867	0.2464	0.6275	0.6840	0.1862	0.0244	0.0855	0.2271	0.6393	o+o	72515	Wdr43	WD repeat domain 43
535093	-0.2705	0.3475	0.4464	1.4373	0.2542	0.0001	0.2610	0.2968	0.4460	o+o	67742	Samsn1	SAM domain, SH3 domain and nuclear localisation signals, 1
535585	0.2589	0.1923	0.4231	-0.2497	0.1388	0.4117	-0.8000	0.1908	0.0156	oo-	72054	Cyp4f18	cytochrome P450, family 4, subfamily f, polypeptide 18
537189	-0.0045	0.3352	0.6585	0.9892	0.2880	0.0326	0.0044	0.3142	0.6686	o+o	68108	9430008C03Rik	RIKEN cDNA 9430008C03 gene
538620	0.0000	0.3761	0.6451	2.1633	0.3890	0.0100	2.0162	0.2973	0.0000	o++	21333	Tac1	tachykinin 1
539784	-0.5421	1.5292	0.4395	9.8487	1.0509	0.0091	0.4110	1.2904	0.4558	o+o	259111	Olfir974	olfactory receptor 974
540172	0.0000	0.1615	0.8070	-1.3468	0.4358	0.0064	-0.8203	0.4290	0.1098	o--	78833	2700085M18Rik	RIKEN cDNA 2700085M18 gene
541128	0.0000	0.2684	0.6990	1.2190	0.2438	0.0038	0.8926	0.2546	0.0391	o++	19106	Eif2ak2	eukaryotic translation initiation factor 2-alpha kinase 2
542062	0.0000	0.1976	0.7607	1.3848	0.1549	0.0000	0.7076	0.3407	0.1997	o++	57444	Isg20	interferon-stimulated protein
542220	-0.1040	0.1729	0.6544	0.1007	0.1259	0.7140	-0.8231	0.1842	0.0087	oo-	66234	Sc4mol	sterol-C4-methyl oxidase-like
542473	0.1759	0.0864	0.5840	-0.1749	0.0776	0.5966	-0.8915	0.0991	0.0000	oo-	21401	Tcea3	transcription elongation factor A (SII), 3
543097	0.1120	0.4351	0.5571	1.1263	0.3488	0.0235	-0.1116	0.4309	0.5578	o+o	228852	Ppp1r16b	protein phosphatase 1, regulatory (inhibitor) subunit 16B
543368	-0.0018	1.8162	0.5304	0.0162	0.3840	0.5131	2.4075	1.4331	0.0332	oo+	78131	4930433E05Rik	RIKEN cDNA 4930433E05 gene
544174	0.0000	0.1222	0.8740	-0.7504	0.1234	0.0020	-0.9163	0.3980	0.0543	o--	18441	P2ry1	purinergic receptor P2Y, G-protein coupled 1

545251	0.0000	0.5325	0.6037	2.3611	0.3881	0.0000	1.9251	0.4269	0.0023	o++	14294	Fpr1	formyl peptide receptor-like 1
545315	0.1608	0.3930	0.5286	0.9280	0.2343	0.0085	-0.1433	0.2327	0.5677	o+o	170625	Snag1	sorting nexin associated golgi protein 1
545619	-0.3227	0.3541	0.4115	0.3448	0.4448	0.4164	-1.6105	0.4365	0.0292	oo-	12122	Bid	BH3 interacting domain death agonist serine (or cysteine) peptidase inhibitor, clade A, member 3K[serine (or cysteine) peptidase inhibitor,
545993	0.0000	0.2049	0.7528	1.4834	0.3679	0.0582	1.2294	0.2875	0.0343	o++	20714 207	Serpina3k Serpina	clade A, member 3M
546037	-0.6377	0.4715	0.2725	0.6363	0.4684	0.2718	-1.9566	0.3692	0.0280	oo-	628144	LOC628144	null
546955	-0.1559	0.1617	0.5801	0.1513	0.1176	0.6204	-0.6006	0.1156	0.0178	oo-	14828	Hspa5	heat shock 70kD protein 5 (glucose-regulated protein)
547974	0.0000	0.5286	0.6044	-3.4198	0.6203	0.0161	-4.1217	1.2312	0.0132	o--	null	null	null
548782	-0.4079	0.1655	0.2203	2.8661	0.2446	0.0000	0.4412	0.2773	0.2932	o+o	12046 12C	Bcl2a1c Bcl2a1d B	cell leukemia/lymphoma 2 related protein A1c B-cell leukemia/lymphoma 2 related protein A1d B-
550437	-0.2548	0.3301	0.4553	0.2290	0.1809	0.4580	1.7443	0.3258	0.0174	oo+	237256	Zc3h12d	zinc finger CCCH-type containing 12D
551619	0.0367	0.1902	0.7263	-0.0362	0.1695	0.7509	-0.8437	0.2202	0.0208	oo-	19016	Pparg	peroxisome proliferator activated receptor gamma
551843	-0.0530	2.0417	0.5201	0.3101	3.2972	0.4917	2.4194	1.5829	0.0493	oo+	225631	Onecut2	one cut domain, family member 2
552934	0.0105	0.1629	0.7927	0.7429	0.1444	0.0025	-0.0107	0.1990	0.7475	o+o	110593	Prdm2	PR domain containing 2, with ZNF domain
556415	0.0912	1.7187	0.5175	-0.0385	0.9796	0.5458	2.6678	0.8953	0.0247	oo+	78557	9530071P10Rik	RIKEN cDNA 9530071P10 gene
557044	-0.2921	0.3528	0.4300	1.6941	0.2506	0.0000	0.2761	0.2734	0.4256	o+o	93757	Immp2l	IMP2 inner mitochondrial membrane peptidase-like (S. cerevisiae)
557562	-0.0811	4.1442	0.5080	0.0983	4.5635	0.5063	3.7730	3.0843	0.0301	oo+	30054	Rnf17	ring finger protein 17
557761	0.1199	0.1047	0.7088	-0.1219	0.1295	0.6676	-0.5120	0.1156	0.0377	oo-	18744	Pja1	praja1, RING-H2 motif containing
559603	0.0360	0.1509	0.7773	-0.0364	0.1646	0.7574	-0.6722	0.1833	0.0381	oo-	192156	Mvd	mevalonate (diphospho) decarboxylase
560982	0.0000	0.3306	0.6640	-2.0867	0.7505	0.0106	-1.6826	1.1943	0.0886	o--	27084 574	Xlr5c Xlr5d LOC38	X-linked lymphocyte-regulated 5C X-linked lymphocyte-regulated 5D
561034	0.0000	0.1981	0.7601	-0.7496	0.2308	0.0511	-0.7845	0.2082	0.0332	o--	102105	Al481772	expressed sequence Al481772
561703	-0.1640	0.7688	0.5135	0.2430	1.1929	0.4911	2.0424	0.7249	0.0346	oo+	66799	Ube2w	ubiquitin-conjugating enzyme E2W (putative)
562451	-0.3429	0.3677	0.4013	1.5311	0.3464	0.0042	0.3723	0.4791	0.4082	o+o	15251	Hif1a	hypoxia inducible factor 1, alpha subunit
562485	0.0000	0.9346	0.5595	2.9777	0.6910	0.0002	1.8048	0.7379	0.0534	o++	20306	Ccl7	chemokine (C-C motif) ligand 7
562527	0.2755	1.0013	0.4796	-0.4559	1.4760	0.4513	2.7448	0.9136	0.0402	oo+	null	null	null
562936	0.0918	0.3875	0.5783	1.1314	0.3311	0.0221	-0.0933	0.4107	0.5729	o+o	52552	Parp8	poly (ADP-ribose) polymerase family, member 8
563270	0.0000	0.5251	0.6051	-2.9169	0.8156	0.0227	-1.4365	0.4402	0.0844	o--	null	null	null
563662	0.1491	0.6272	0.5236	2.4955	0.5889	0.0230	-0.1600	0.7141	0.5165	o+o	29819	Stau2	staufen (RNA binding protein) homolog 2 (Drosophila)
563852	-1.2935	1.8863	0.3279	4.2685	0.8932	0.0022	0.4544	1.0958	0.4371	o+o	77531 544	C030032C09Rik L	RIKEN cDNA C030032C09 gene
567319	-0.1062	1.1051	0.5240	0.1057	1.0995	0.5242	3.1870	0.8794	0.0287	oo+	18479	Pak1	p21 (CDKN1A)-activated kinase 1
567559	-0.0077	0.1580	0.8028	1.1338	0.1698	0.0002	0.0080	0.2121	0.7368	o+o	30794	Pdlim4	PDZ and LIM domain 4
567582	-0.1986	0.3753	0.5031	0.2021	0.3995	0.5005	2.2331	0.3957	0.0093	oo+	14344	Fut2	fucosyltransferase 2
567913	-0.3428	0.2611	0.3582	0.3429	0.2613	0.3582	-1.5276	0.4222	0.0078	oo-	65086	Edg7	endothelial differentiation, lysophosphatidic acid G-protein-coupled receptor 7
568105	-0.1439	0.0904	0.6685	0.1492	0.1439	0.5991	-0.6011	0.1797	0.0472	oo-	17096	Lyn	Yamaguchi sarcoma viral (v-yes-1) oncogene homolog
569420	-0.1224	0.3883	0.5572	1.1059	0.3090	0.0275	0.1153	0.3053	0.5790	o+o	116903	Calcb	calcitonin-related polypeptide, beta
569769	-0.0252	0.1644	0.7714	0.7716	0.1738	0.0144	0.0261	0.2123	0.7167	o+o	100087	Kti12	KTI12 homolog, chromatin associated (S. cerevisiae)
570566	0.0534	1.3524	0.5305	-0.7105	4.4483	0.4618	2.7058	1.1146	0.0356	oo+	218695	LOC218695	null
570984	0.0000	0.1048	0.9092	-0.9192	0.1112	0.0000	-0.5183	0.2043	0.1170	o--	67470	Abcg8	ATP-binding cassette, sub-family G (WHITE), member 8
571155	0.1360	1.0423	0.5175	-0.1330	1.0182	0.5188	2.3260	0.8264	0.0466	oo+	54418 637	Fmn2 LOC637015	formin 2
571384	-0.1369	0.2167	0.5823	0.1395	0.2446	0.5702	0.9414	0.1678	0.0000	oo+	69146	Gsdmcd1	gasdermin domain containing 1
572686	-1.1362	1.3217	0.2970	4.5009	0.6315	0.0000	0.6648	0.7495	0.3298	o+o	18787	Serpine1	serine (or cysteine) peptidase inhibitor, clade E, member 1
572745	-0.4766	0.5342	0.3681	0.4993	0.5942	0.3717	1.5362	0.4154	0.0013	oo-	29818	Hspb7	heat shock protein family, member 7 (cardiovascular)
573670	-0.1031	0.1663	0.6598	0.1037	0.1746	0.6517	-0.9756	0.2685	0.0133	oo-	83925	Trps1	trichorhinophalangeal syndrome 1 (human)
574832	-0.0143	0.2271	0.7166	0.8820	0.1994	0.0080	0.0144	0.2404	0.7057	o+o	12349	Car2	carbonic anhydrase 2
575096	-0.1592	0.2071	0.5583	0.7817	0.1980	0.0362	0.1537	0.1558	0.5870	o+o	107094	AA408556	expressed sequence AA408556
575431	0.0271	1.4784	0.5327	-0.0379	1.7327	0.5262	3.0929	1.1516	0.0057	oo+	13105	Cyp2d9	cytochrome P450, family 2, subfamily d, polypeptide 9
575496	-0.3391	0.5510	0.4305	1.5747	0.3269	0.0000	0.2951	0.3658	0.4285	o+o	68895	Rasl11a	RAS-like, family 11, member A
575878	0.0000	0.4094	0.6338	2.7473	0.4198	0.0072	1.9572	0.3802	0.0065	o++	17329	Cxcl9	chemokine (C-X-C motif) ligand 9
576109	-0.2762	0.6012	0.4668	1.5032	0.4844	0.0285	0.2724	0.5834	0.4675	o+o	56792	Al586015	expressed sequence Al586015
576531	-0.1825	0.1361	0.5410	1.0680	0.1156	0.0000	0.1809	0.1232	0.5488	o+o	384783	Irs2	insulin receptor substrate 2
576652	0.0266	0.5377	0.5893	1.6969	0.3665	0.0000	-0.0253	0.4725	0.6021	o+o	11910	Atf3	activating transcription factor 3
577279	-0.0611	0.3294	0.6171	-1.5642	0.2809	0.0053	0.0584	0.2653	0.6469	o-o	null	null	null
577469	-0.0453	0.1680	0.7400	1.1108	0.2303	0.0149	0.0469	0.2173	0.6890	o+o	67951	Tubb6	tubulin, beta 6
577592	0.2029	0.3402	0.4999	1.8674	0.3140	0.0005	-0.2115	0.3975	0.4940	o+o	13388	Dll1	delta-like 1 (Drosophila)
577604	0.0000	0.1247	0.8692	1.1521	0.1533	0.0004	1.8765	0.2242	0.0013	o++	17068	Ly6d	lymphocyte antigen 6 complex, locus D
577661	-0.5733	0.3998	0.2788	2.0747	0.3910	0.0033	0.6188	0.5025	0.3009	o+o	227659	Sic2a6	solute carrier family 2 (facilitated glucose transporter), member 6
577781	0.5065	0.3973	0.3021	-0.5221	0.4386	0.3112	-2.3649	0.7631	0.0150	oo-	64452	Sic5a4a	solute carrier family 5, member 4a
578599	-0.0043	0.3916	0.6368	1.8885	0.2296	0.0000	0.0039	0.2567	0.7037	o+o	100637	B230342M21Rik	RIKEN cDNA B230342M21 gene
578692	0.1639	0.2626	0.5402	1.4712	0.2076	0.0000	-0.1603	0.2303	0.5501	o+o	null	null	null
578850	0.1787	0.1875	0.5342	-0.7866	0.1731	0.0088	-0.1691	0.1081	0.5814	o-o	101613	Nalp6	NACHT, leucine rich repeat and PYD containing 6
579867	-0.3583	0.7499	0.4445	2.2957	0.5888	0.0036	0.3672	0.7791	0.4436	oo+	14728	Lilrb4	leukocyte immunoglobulin-like receptor, subfamily B, member 4
579959	0.0000	0.6964	0.5797	-5.9974	2.2206	0.0364	-5.7186	1.3307	0.0368	o--	22441	Xlr	X-linked lymphocyte-regulated complex

580292	0.1701	0.5673	0.5158	1.4695	0.4176	0.0017	-0.1709	0.5727	0.5153	o+o	77125	9230117N10Rik	RIKEN cDNA 9230117N10 gene
580920	-0.0230	0.2241	0.7100	0.0231	0.2302	0.7049	1.5984	0.2353	0.0008	oo+	170706	Tmem37	transmembrane protein 37
581321	0.1509	0.8492	0.5168	-0.1559	0.8863	0.5145	2.2075	0.6907	0.0238	oo-	56471	Stmn4	stathmin-like 4
581468	-0.0880	0.2747	0.6138	0.0853	0.2297	0.6385	-0.9260	0.2274	0.0301	oo-	634102 6E	LOC634102 Em1	echinoderm microtubule associated protein like 1
581904	0.0881	0.4724	0.5664	-0.0878	0.4678	0.5672	1.6743	0.3595	0.0004	oo+	319909	5430433G21Rik	RIKEN cDNA 5430433G21 gene
582346	-0.0521	0.4054	0.6013	-1.7491	0.6498	0.0325	0.0508	0.3686	0.6121	o-o	74251	Ankrd9	ankyrin repeat domain 9
583078	-0.1677	0.3067	0.5315	0.1638	0.2730	0.5393	-1.6172	0.3561	0.0057	oo-	19309	Pygm	muscle glycogen phosphorylase
583604	0.3704	0.5798	0.4217	-0.3859	0.6316	0.4216	1.9584	0.5516	0.0399	oo+	null	null	null
584256	0.0000	0.2602	0.7047	-0.7601	0.1933	0.0579	-1.1557	0.2149	0.0101	o--	11847	Arg2	arginase type II
584309	-0.0497	0.2431	0.6679	0.0499	0.2495	0.6636	-0.9165	0.2587	0.0377	oo-	104252	Cdc42ep2	CDC42 effector protein (Rho GTPase binding) 2
584535	0.0000	0.1336	0.8527	-1.3547	0.2291	0.0000	-1.7000	0.3445	0.0000	o--	14263	Fmo5	flavin containing monooxygenase 5
584954	0.0522	0.1198	0.8079	0.7551	0.1157	0.0005	-0.0531	0.1441	0.7638	o+o	211948	E430028B21Rik	RIKEN cDNA E430028B21 gene
584961	-0.3011	0.4698	0.4452	1.4112	0.4253	0.0140	0.3421	0.6350	0.4427	o+o	72123	2010109K11Rik	RIKEN cDNA 2010109K11 gene
585230	0.0738	0.1805	0.6875	-0.0713	0.1291	0.7565	-0.7563	0.2180	0.0298	oo-	216616	Efemp1	epidermal growth factor-containing fibulin-like extracellular matrix protein 1
586296	0.0000	0.1682	0.7973	-1.1589	0.2429	0.0018	-1.2865	0.3636	0.0044	o--	14468	Gbp1	guanylate nucleotide binding protein 1
586606	-0.0425	0.1535	0.7635	0.0437	0.1954	0.7121	0.6808	0.1705	0.0331	oo+	76686	1500005P14Rik	RIKEN cDNA 1500005P14 gene
587121	0.1572	0.2053	0.5607	-1.5021	0.2750	0.0007	-0.1578	0.2118	0.5580	o-o	14451	Gas1	growth arrest specific 1
587251	0.0511	0.3954	0.6046	1.0310	0.3204	0.0130	-0.0540	0.4697	0.5867	o+o	null	null	null
587497	-0.1081	0.4153	0.5619	1.1776	0.3421	0.0078	0.1148	0.4960	0.5482	o+o	640675 24	LOC640675 LOC2-	null
587498	-0.3612	0.3566	0.3766	0.3311	0.2344	0.3470	-1.5569	0.3112	0.0053	oo-	67252	Cap2	CAP, adenylate cyclase-associated protein, 2 (yeast)
587499	-0.0601	0.2263	0.6680	1.0813	0.2679	0.0329	0.0602	0.2294	0.6657	o+o	30059	Timm10	translocase of inner mitochondrial membrane 10 homolog (yeast)
587552	-0.2168	0.5056	0.4925	1.8791	0.4256	0.0029	0.2251	0.5550	0.4891	o+o	246788	Trp3	transient receptor potential cation channel, subfamily V, member 3
588156	0.0579	0.3235	0.6216	1.0079	0.2842	0.0174	-0.0604	0.3812	0.6019	o+o	545854	LOC545854	null
588178	0.0000	0.1754	0.7876	-1.3765	0.1821	0.0001	-1.0011	0.2229	0.0059	o--	67426	Cabc1	chaperone, ABC1 activity of bc1 complex like (S. pombe)
588242	-3.1680	2.7414	0.0736	0.2942	0.6407	0.4613	-3.0291	0.8399	0.0461	oo-	69963	2810432F15Rik	RIKEN cDNA 2810432F15 gene
588304	0.0000	0.2132	0.7443	-1.0505	0.3192	0.0224	-0.9963	0.3644	0.0419	o--	22619	Siae	sialic acid acetyltransferase
588567	-0.0920	0.4174	0.5724	0.0939	0.4461	0.5666	1.0641	0.3439	0.0281	oo+	78801	Ak7	adenylate kinase 7
590688	-0.3808	0.5468	0.4122	0.3700	0.5092	0.4114	2.5920	0.4920	0.0124	oo+	55985	Cxcl13	chemokine (C-X-C motif) ligand 13
590960	-0.1683	0.6614	0.5143	1.4166	0.5194	0.0366	0.1672	0.6530	0.5149	o+o	330119	6330442E02Rik	RIKEN cDNA 6330442E02 gene
591371	0.0840	0.1663	0.6895	1.6410	0.3051	0.0200	-0.0857	0.1952	0.6610	o+o	193740	Hspa1a	heat shock protein 1A
592219	0.0000	0.1000	0.9192	1.5874	0.1222	0.0000	1.2070	0.2864	0.0501	o++	12475	Cd14	CD14 antigen
592365	0.0000	0.1652	0.8017	2.0544	0.2504	0.0016	2.8284	0.2230	0.0000	o++	110454	Ly6a	lymphocyte antigen 6 complex, locus A
592440	0.0280	0.3754	0.6263	-0.20219	0.4799	0.0179	-0.0300	0.4714	0.6000	o-o	226564	Fmo4	flavin containing monooxygenase 4
593114	0.0530	1.6646	0.5248	-0.0694	1.8501	0.5199	2.5839	1.2723	0.0262	oo+	null	null	null
593117	-0.1119	0.4677	0.5528	1.3402	0.4195	0.0246	0.1210	0.5710	0.5389	o+o	13349	Dfy	Duffy blood group
593436	0.0647	0.1538	0.7317	-0.6274	0.1548	0.0339	-0.0644	0.1452	0.7442	o-o	71971	Zswim1	zinc finger, SWIM domain containing 1
593765	-0.0730	0.3393	0.6042	1.8628	0.2413	0.0000	0.0712	0.3033	0.6179	o+o	13874	Ereg	epiregulin
593775	0.0000	0.1288	0.8614	-0.4941	0.1480	0.0854	-0.9454	0.1937	0.0019	o--	74032	4632417N05Rik	RIKEN cDNA 4632417N05 gene
593961	0.1305	0.9436	0.5205	1.6848	0.4743	0.0019	-0.0896	0.4908	0.5618	o+o	117167	Steap4	STEAP family member 4
595663	0.1741	0.1399	0.5559	0.7802	0.1951	0.0440	-0.1742	0.1404	0.5556	o+o	233011	Itpkc	inositol 1,4,5-trisphosphate 3-kinase C
595912	-0.6455	0.3823	0.2268	2.1700	0.3288	0.0001	0.6555	0.4035	0.2341	o+o	215900	A630077B13Rik	RIKEN cDNA A630077B13 gene
595928	-0.0099	0.2224	0.7252	0.0100	0.2404	0.7099	-0.9047	0.2993	0.0471	oo-	24001	Tiam2	T-cell lymphoma invasion and metastasis 2
596044	0.0856	0.2366	0.6346	0.8988	0.1985	0.0015	-0.0896	0.3031	0.6021	o+o	14104	Fasn	fatty acid synthase
596198	-0.1109	0.3568	0.5697	0.1179	0.4406	0.5523	1.0936	0.3424	0.0376	oo+	237979	Sdk2	sidekick homolog 2 (chicken)
596596	-0.0613	0.2397	0.6584	-1.0556	0.2841	0.0179	0.0600	0.2100	0.6808	o-o	11607	Agtr1a	angiotensin II receptor, type 1a
597474	0.0000	0.5141	0.6073	5.2160	0.5267	0.0110	1.7958	0.4647	0.0240	o++	50929	Il22	interleukin 22
598781	0.0000	0.2072	0.7504	-0.9506	0.3484	0.0455	-1.1000	0.4523	0.0433	o--	72190	2510009E07Rik	RIKEN cDNA 2510009E07 gene
598980	-0.1001	0.4344	0.5648	1.4038	0.3850	0.0271	0.0983	0.4103	0.5697	o+o	217431	Nol10	nucleolar protein 10
600412	0.1680	0.3405	0.5276	-1.6523	0.3292	0.0056	-0.1597	0.2691	0.5432	o-o	320736	E130203B14Rik	RIKEN cDNA E130203B14 gene
601028	0.0659	0.9202	0.5412	-0.1274	1.5377	0.5138	2.0870	0.8469	0.0421	oo+	null	null	null
601397	0.0000	0.3234	0.6675	1.4091	0.2684	0.0008	0.9092	0.4291	0.1768	o++	null	null	null
602240	0.0356	0.5180	0.5885	1.9363	0.4587	0.0005	-0.0425	0.7417	0.5595	o+o	80910	Gpr84	G protein-coupled receptor 84
602347	-0.0585	0.2135	0.6805	0.0557	0.1401	0.7676	-0.6884	0.1775	0.0355	oo-	22763	Zfr	zinc finger RNA binding protein
602445	0.0749	0.2848	0.6219	-0.0769	0.3235	0.6060	-1.1037	0.3583	0.0461	oo-	67866	Wfdc1	WAP four-disulfide core domain 1
603959	-0.2069	0.3150	0.4964	0.1982	0.2534	0.5051	-0.9117	0.2275	0.0431	oo-	242083	Ppm1l	protein phosphatase 1 (formerly 2C)-like
605866	0.0000	0.3080	0.6753	-2.2054	0.2517	0.0009	-1.9209	0.5952	0.0079	o--	72082	Cyp2c55	cytochrome P450, family 2, subfamily c, polypeptide 55
606186	0.0000	0.2604	0.7046	1.5320	0.1941	0.0000	0.9273	0.2038	0.0027	o++	71583	9130008F23Rik	RIKEN cDNA 9130008F23 gene
606561	-0.1060	1.7505	0.5153	0.0721	1.4578	0.5247	2.4118	1.1623	0.0387	oo+	null	null	null
607067	-0.1141	0.1314	0.6748	-1.1998	0.2031	0.0005	0.1213	0.2203	0.5987	o-o	77827	A930040G15Rik	RIKEN cDNA A930040G15 gene
607733	0.0373	0.8614	0.5529	-0.7975	5.6272	0.4624	2.8998	0.8054	0.0376	oo+	null	null	null
607840	-0.1463	0.4739	0.5331	0.1334	0.3479	0.5554	1.0631	0.3112	0.0131	oo+	16803	Lbp	lipopolysaccharide binding protein
607896	0.1617	0.1860	0.5614	1.3544	0.2073	0.0005	-0.1688	0.2484	0.5380	o+o	15957	Ifit1	interferon-induced protein with tetratricopeptide repeats 1

608001	-0.0722	0.5007	0.5706	2.6864	0.5940	0.0388	0.0877	0.7451	0.5419	o+o	21928	Tnfaip2	tumor necrosis factor, alpha-induced protein 2
609107	0.0393	1.4190	0.5318	5.1815	1.1027	0.0000	-0.0624	1.7704	0.5219	o+o	null	null	null
612691	0.0000	0.0711	0.9755	2.4686	0.2088	0.0002	0.8853	0.0972	0.0000	o++	17873	Gadd45b	growth arrest and DNA-damage-inducible 45 beta
612894	0.2001	0.1877	0.5039	-0.1914	0.1226	0.5246	-1.1760	0.1500	0.0001	o--	100727	Ugt2b34	UDP glucuronosyltransferase 2 family, polypeptide B34
613452	-0.1071	1.8008	0.5145	2.8149	1.3951	0.0301	0.1830	2.1081	0.5025	o+o	null	null	null
613659	-0.4772	1.3360	0.4453	3.2980	1.0316	0.0341	0.4687	1.3197	0.4463	o+o	640686	LOC640686	null
613941	-0.0752	0.1214	0.7652	-0.5432	0.1320	0.0408	0.0756	0.1297	0.7500	o--	98766	Ubacd1	ubiquitin associated domain containing 1
614886	-0.0557	0.6150	0.5654	2.8765	0.4789	0.0000	0.0582	0.6709	0.5589	o+o	21930	Tnfaip6	tumor necrosis factor alpha induced protein 6
615309	0.0000	0.2760	0.6940	-1.6690	0.5810	0.0127	-1.5281	1.3273	0.1341	o--	217830	9030617O03Rik	RIKEN cDNA 9030617O03 gene
615794	0.0000	0.5062	0.6089	2.6836	0.3835	0.0000	2.9940	0.3845	0.0000	o++	17392	Mmp3	matrix metalloproteinase 3
615886	0.0000	0.1894	0.7702	1.1655	0.2045	0.0036	0.9520	0.2967	0.0872	o++	73185	3110053B16Rik	RIKEN cDNA 3110053B16 gene
616423	0.1553	0.3070	0.5422	1.0202	0.2827	0.0314	-0.1542	0.2971	0.5446	o+o	76074	5830443L24Rik	RIKEN cDNA 5830443L24 gene
616642	-0.3035	0.3597	0.4255	0.3141	0.4069	0.4272	-1.3245	0.3823	0.0447	oo-	15505	Hsp110	heat shock protein 110
616997	-0.0100	0.3209	0.6606	0.0111	0.4532	0.6147	-2.2792	0.3253	0.0051	oo-	18858	Pmp22	peripheral myelin protein
617375	0.0279	0.1320	0.8196	-1.1169	0.2405	0.0009	-0.0278	0.1265	0.8300	o--	241303	A130092J06Rik	RIKEN cDNA A130092J06 gene
618791	0.5202	0.7379	0.3940	2.3872	0.5702	0.0397	-0.4248	0.4815	0.3853	o+o	237038	Nox1	NADPH oxidase 1
619179	0.2919	0.4847	0.4529	1.0220	0.2305	0.0006	-0.2415	0.2309	0.4574	o+o	240396	Rkhd2	ring finger and KH domain containing 2
620644	0.0637	0.1681	0.7151	-0.0627	0.1441	0.7479	-1.0338	0.1854	0.0012	oo-	18415	Hspa4l	heat shock 70kDa protein 4 like
621111	0.0000	0.1680	0.7976	-1.1176	0.2824	0.0051	-1.7623	0.3262	0.0000	o--	74190	1200009I06Rik	RIKEN cDNA 1200009I06 gene
621377	0.0000	0.2236	0.7344	-1.7675	0.9755	0.0313	-0.6953	0.1940	0.0617	o--	11921	Atoh1	atonal homolog 1 (Drosophila)
621447	0.0764	0.2643	0.6284	-0.0737	0.2130	0.6609	-0.8615	0.2610	0.0465	oo-	76768	2010001C14Rik	RIKEN cDNA 2010001C14 gene
621987	0.0000	0.1772	0.7853	1.3758	0.1839	0.0002	1.1100	0.2729	0.0431	o++	213391	Rassf4	Ras association (RalGDS/AF-6) domain family 4
627406	0.0000	0.0912	0.9377	0.8759	0.1710	0.0174	1.0362	0.1090	0.0000	o++	52793	ORF9	open reading frame 9
627661	0.0921	0.3238	0.5928	1.0954	0.2463	0.0029	-0.0902	0.2942	0.6036	o+o	12142	Prdm1	PR domain containing 1, with ZNF domain
627882	0.0000	0.2478	0.7140	-1.4290	0.2180	0.0020	-1.1045	0.3231	0.0243	o--	140742	Sesn1	sestrin 1
628786	-0.1388	0.2247	0.5768	0.9023	0.2242	0.0175	0.1441	0.2794	0.5568	o+o	227522	Rpp38	ribonuclease P/MRP 38 subunit (human)
629469	0.0000	0.1240	0.8705	-2.5153	0.5223	0.0000	-2.2835	0.3905	0.0000	o--	72948	2900041A09Rik	RIKEN cDNA 2900041A09 gene
630405	-0.0827	0.4747	0.5688	1.1994	0.4012	0.0254	0.0880	0.5554	0.5564	o+o	237988	Cdr2l	cerebellar degeneration-related protein 2-like
630663	0.0000	0.5400	0.6023	2.9107	0.3855	0.0000	1.7709	0.4006	0.0001	o++	null	null	null
631303	-0.0404	0.2539	0.6706	0.0398	0.2332	0.6853	-0.8474	0.2317	0.0428	oo-	68304	Kdelc2	KDEL (Lys-Asp-Glu-Leu) containing 2
631715	-0.0068	0.1760	0.7790	0.8150	0.1633	0.0045	0.0069	0.2001	0.7504	o+o	19731	Rgl1	ral guanine nucleotide dissociation stimulator-like 1
632663	0.0000	0.7697	0.5722	2.8274	0.6320	0.0108	0.3088	20.5746	0.4987	o++	72925	3/01/09	membrane-associated ring finger (C3HC4) 1
633615	0.0204	0.1461	0.8061	-1.2323	0.2705	0.0016	-0.0212	0.2018	0.7331	o--	234582	BC027663	cDNA sequence BC027663
634233	-3.6514	4.9234	0.0491	0.1723	0.4328	0.5193	-2.8306	1.6583	0.0235	oo-	13528	Dtnb	dystrobrevin, beta
634387	0.0970	0.1125	0.7409	-0.0967	0.1069	0.7524	-1.2670	0.1917	0.0000	oo-	13121	Cyp51	cytochrome P450, family 51
634818	-0.6893	0.6262	0.2891	2.9441	0.3546	0.0000	0.5816	0.4031	0.2466	o+o	75750	Slc10a6	solute carrier family 10 (sodium/bile acid cotransporter family), member 6
635842	-0.3482	0.4280	0.4085	1.9962	0.3935	0.0084	0.3427	0.4064	0.4072	o+o	18035	Nfkbia	nuclear factor of kappa light chain gene enhancer in B-cells inhibitor, alpha
636281	0.2229	0.2467	0.4779	1.5674	0.2207	0.0002	-0.2193	0.2231	0.4800	o+o	319880	Tmcc3	transmembrane and coiled coil domains 3
636288	-0.1870	0.2583	0.5167	0.1862	0.2519	0.5180	-1.0657	0.2815	0.0236	oo-	22782	Slc30a1	solute carrier family 30 (zinc transporter), member 1
636633	0.1326	0.0949	0.6952	-0.5499	0.1443	0.0381	-0.1335	0.1044	0.6766	oo-	null	null	null
637629	0.1188	0.1780	0.6273	-0.1192	0.1825	0.6238	-0.9953	0.3074	0.0204	oo-	211389	Suox	sulfite oxidase
637992	0.3003	0.2371	0.3839	-0.3291	0.3658	0.4034	-1.3486	0.3824	0.0190	oo-	67815	Sec14l2	SEC14-like 2 (S. cerevisiae)
640455	-0.1751	0.2071	0.5356	1.7898	0.3135	0.0110	0.1865	0.2971	0.5147	o+o	12608	Cebpb	CCAAT/enhancer binding protein (C/EBP), beta
641341	-0.2968	0.2736	0.4116	1.2903	0.2847	0.0051	0.3276	0.4101	0.4212	o+o	22695	Zfp36	zinc finger protein 36
641975	-0.1735	0.3985	0.5201	1.1513	0.3529	0.0388	0.1725	0.3903	0.5213	o+o	54396	Iigp2	interferon inducible GTPase 2
642081	0.1474	0.2112	0.5703	-0.1405	0.1410	0.6167	-0.9015	0.1477	0.0032	oo-	68255	Tmem86b	transmembrane protein 86B
642750	0.0000	0.1820	0.7791	1.2234	0.2235	0.0075	0.8187	0.1970	0.0272	o++	327959	Fbxo39	F-box protein 39
644812	0.1487	1.5852	0.5094	3.2503	1.2059	0.0024	-0.7943	2.3577	0.4264	o+o	18054	Ngp	neutrophilic granule protein
646071	0.2560	0.2454	0.4389	-0.2770	0.3563	0.4418	-2.1678	0.3315	0.0008	oo-	20250	Scd2	stearoyl-Coenzyme A desaturase 2
648968	0.0000	0.6319	0.5877	1.9658	0.4672	0.0002	1.5409	0.6883	0.1560	o++	76509	1600029D21Rik	RIKEN cDNA 1600029D21 gene
649558	-0.0617	0.1692	0.7173	1.0577	0.2626	0.0448	0.0615	0.1644	0.7233	o+o	74481	4933430F08Rik	RIKEN cDNA 4933430F08 gene
649997	0.1660	0.1984	0.5503	0.8594	0.1568	0.0014	-0.1632	0.1729	0.5620	o+o	17936	Nab1	Ngfi-A binding protein 1
650526	-0.2055	0.3725	0.4981	-2.2831	0.4377	0.0079	0.2124	0.4180	0.4938	o--	217166	Nr1d1	nuclear receptor subfamily 1, group D, member 1
651352	-0.2336	0.1682	0.4515	0.2424	0.2228	0.4526	-0.7904	0.2516	0.0466	oo-	74320	Wdr33	WD repeat domain 33
651368	0.0000	0.4818	0.6143	-5.0097	1.2913	0.0056	-2.2415	0.7709	0.0319	o--	214240	Disp2	dispatched homolog 2 (Drosophila)
652137	0.0395	0.2567	0.6691	0.8123	0.1852	0.0064	-0.0383	0.2100	0.7050	o+o	11797	Birc2	baculoviral IAP repeat-containing 2
652353	-0.5157	0.4318	0.3115	0.4987	0.3860	0.3010	-1.6695	0.6571	0.0449	oo-	null	null	null
652532	-0.4578	0.3297	0.3036	0.4637	0.3477	0.3091	-1.7551	0.7121	0.0268	oo-	276891	Timd4	T-cell immunoglobulin and mucin domain containing 4
652883	0.0000	0.3650	0.6493	-3.1056	1.4904	0.0056	-1.7182	0.8252	0.0458	o--	230451	BC042782	cDNA sequence BC042782
653727	0.1153	0.1234	0.6874	0.6879	0.1190	0.0031	-0.1158	0.1295	0.6783	o+o	21885	Tie1	transducin-like enhancer of split 1, homolog of Drosophila E(2p)
654955	0.0000	0.5782	0.5957	-3.4848	0.7068	0.0245	-3.4256	0.8890	0.0260	oo-	null	null	null
656023	0.0890	0.5140	0.5608	1.5136	0.4232	0.0084	-0.0926	0.5655	0.5535	o+o	28109	D10Wsu102e	DNA segment, Chr 10, Wayne State University 102, expressed

656212	0.1383	0.2080	0.5836	-0.1348	0.1702	0.6071	-0.7499	0.1482	0.0181	oo-	67389	C1qdc2	C1q domain containing 2
657045	-0.0607	0.3413	0.6137	0.0561	0.2289	0.6721	-1.3597	0.4529	0.0229	oo-	269966	Nup98	nucleoporin 98
657143	0.1007	0.3880	0.5718	-1.7630	0.4028	0.0162	-0.0992	0.3682	0.5766	o-o	12925	Crip1	cysteine-rich protein 1 (intestinal)
657690	0.0000	0.4112	0.6332	-1.4369	0.3250	0.0379	-2.0368	0.3940	0.0140	o-o	337924	Cyp3a44	cytochrome P450, family 3, subfamily a, polypeptide 44
658007	0.0387	0.1970	0.7181	0.9257	0.1875	0.0022	-0.0407	0.2688	0.6619	o+o	99010	Aylt3	acyltransferase like 3
660545	-0.2260	1.8831	0.4967	0.2971	2.0430	0.4876	3.3933	1.4150	0.0096	oo+	442802	C330011M18Rik	RIKEN cDNA C330011M18 gene
662346	0.0000	0.1027	0.9136	0.3822	0.1245	0.1750	0.7257	0.1143	0.0023	o++	66552	2010106G01Rik	RIKEN cDNA 2010106G01 gene
662485	0.0000	0.3372	0.6610	2.6754	0.3784	0.0061	1.4095	0.2582	0.0001	o++	19416	Rasd1	RAS, dexamethasone-induced 1
662733	-0.3980	2.3540	0.4766	0.1121	1.7970	0.5139	3.0342	1.3914	0.0235	oo+	null	null	null
662862	-0.1546	0.1747	0.5734	0.7688	0.1541	0.0010	0.1635	0.2553	0.5413	o+o	320351	D230037D09Rik	RIKEN cDNA D230037D09 gene
663785	-0.1203	0.3923	0.5575	1.2504	0.3781	0.0464	0.1207	0.3964	0.5566	o+o	246049	Slc36a2	solute carrier family 36 (proton/amino acid symporter), member 2
664857	0.3367	0.9316	0.4615	-0.3151	0.8569	0.4649	1.8252	0.7050	0.0445	oo-	null	null	null
665025	0.0000	0.0892	0.9417	-0.6762	0.1293	0.0033	-0.7837	0.1790	0.0043	o--	72535	Aldh1b1	aldehyde dehydrogenase 1 family, member B1
665654	0.4608	0.3042	0.2742	1.8063	0.3842	0.0213	-0.4982	0.4126	0.3082	o+o	null	null	null
665816	-0.0581	1.9893	0.5200	2.5813	1.4951	0.0149	0.1812	2.4358	0.5024	o+o	235712	Mrgpra2	MAS-related GPR, member A2
665984	0.0000	0.0884	0.9434	-0.8375	0.1254	0.0001	-0.6484	0.2180	0.0482	o--	73225	3110048E14Rik	RIKEN cDNA 3110048E14 gene
666553	0.2508	2.0173	0.4936	-0.1439	1.6886	0.5096	3.9048	1.3313	0.0256	oo+	237250J6C	Gm221 LOC63552	gene model 221, (NCBI)
666950	0.6445	0.9111	0.3723	2.3976	0.7665	0.0283	-0.7211	1.0330	0.3689	o+o	null	null	null
667764	0.0071	0.1937	0.7572	-0.0070	0.1622	0.7976	-0.7136	0.1749	0.0299	oo-	70564	5730469M10Rik	RIKEN cDNA 5730469M10 gene
667857	0.0081	0.2357	0.7157	1.0810	0.2039	0.0018	-0.0081	0.2305	0.7201	o+o	72462	2600005C20Rik	RIKEN cDNA 2600005C20 gene
668380	0.2125	0.1596	0.4831	-0.2164	0.1864	0.4799	-1.4169	0.4430	0.0048	oo-	216864	Mgl2	macrophage galactose N-acetyl-galactosamine specific lectin 2
668691	-0.1375	1.2647	0.5141	0.9276	2.3593	0.4350	2.9089	1.0295	0.0319	o+o	74069J63E	Serpina3a LOC635	serine (or cysteine) peptidase inhibitor, clade A, member 3A
668824	0.0000	0.1052	0.9085	-0.8816	0.1328	0.0002	-0.5367	0.1885	0.0879	o--	66522	Pgpep1	pyroglutamyl-peptidase 1
670057	-0.0505	0.1254	0.7968	0.0526	0.1870	0.7089	-0.7209	0.1576	0.0153	oo-	230099	Car9	carbonic anhydrase 9
670115	-0.5399	0.3065	0.2276	0.5259	0.2691	0.2066	-1.8563	0.7972	0.0173	oo-	64406	Sp5	trans-acting transcription factor 5
671981	0.0863	0.8582	0.5372	2.7927	0.7265	0.0307	-0.0870	0.8680	0.5366	o+o	56619	Clec4e	C-type lectin domain family 4, member e
673538	0.0788	0.2003	0.6643	0.6264	0.1584	0.0304	-0.0769	0.1634	0.7012	o+o	68550	1110002N22Rik	RIKEN cDNA 1110002N22 gene
674723	-0.1707	0.6729	0.5130	2.5063	0.4939	0.0000	0.1763	0.7121	0.5101	o+o	21664	Phlda1	pleckstrin homology-like domain, family A, member 1
674823	-0.1181	0.3469	0.5674	0.1113	0.2638	0.5953	1.0190	0.2190	0.0003	o+o	414105	4732465J04Rik	RIKEN cDNA 4732465J04 gene
676091	0.0000	0.3594	0.6516	3.0294	0.3128	0.0000	1.5228	0.3563	0.0195	o++	null	null	null
676603	0.0878	1.8046	0.5176	-0.4488	2.5939	0.4727	2.9633	1.3988	0.0279	oo+	56746	Tex101	testis expressed gene 101
676792	0.1051	0.2585	0.6033	-0.8930	0.2193	0.0348	-0.1049	0.2534	0.6048	o+o	630882J24	LOC630882 LOC2-	null
677412	0.0783	0.2370	0.6415	-0.0792	0.2537	0.6317	-1.8034	0.2817	0.0005	oo-	18671	Abcb1a	ATP-binding cassette, sub-family B (MDR/TAP), member 1A
678418	0.1066	0.3626	0.5715	1.1004	0.2350	0.0026	-0.0972	0.2331	0.6204	o+o	19248	Ptpn12	protein tyrosine phosphatase, non-receptor type 12
679041	0.0000	0.4270	0.6285	-5.8221	1.1200	0.0018	-4.3949	1.1771	0.0027	o--	null	null	null
679840	0.0340	0.2222	0.6998	0.6009	0.1740	0.0431	-0.0338	0.2152	0.7058	o+o	17929	Myom1	myomesin 1
681504	0.0000	0.2806	0.6911	-1.0615	0.3518	0.0449	-1.6873	0.4692	0.0070	o--	171168	Asah3	N-acylsphingosine amidohydrolase (alkaline ceramidase) 3
682371	-0.4840	0.2652	0.2433	1.9224	0.2766	0.0008	0.4945	0.2958	0.2588	o+o	11535	Adm	adrenomedullin
683289	0.0000	0.1498	0.8251	0.9730	0.1567	0.0015	1.1277	0.2671	0.0414	o++	72292	2210009P08Rik	RIKEN cDNA 2210009P08 gene
683388	0.0000	0.1440	0.8346	1.7103	0.1509	0.0000	0.7110	0.1502	0.0156	o++	107221	Gpr120	G protein-coupled receptor 120
683604	-0.1724	0.4145	0.5198	0.1825	0.4911	0.5112	-2.0743	0.9234	0.0406	oo-	70686	Dusp16	dual specificity phosphatase 16
684329	0.2762	0.2521	0.4231	-0.2655	0.1946	0.4153	-1.1317	0.2375	0.0068	oo-	13195	Ddc	dopa decarboxylase
684983	-0.0276	0.3198	0.6475	1.4364	0.2280	0.0000	0.0265	0.2601	0.6804	o+o	98711	Rdh10	retinol dehydrogenase 10 (all-trans)
685068	0.0755	0.2277	0.6503	1.0377	0.2443	0.0195	-0.0766	0.2488	0.6369	o+o	null	null	null
685120	-0.0136	0.1279	0.8461	0.0139	0.1611	0.7905	-0.5791	0.1421	0.0406	oo-	630543J6E	LOC630543 23100	RIKEN cDNA 2310015N07 gene
685490	0.0325	0.3069	0.6486	-0.0306	0.2219	0.7030	-0.8410	0.2190	0.0464	oo-	74493	Tnks2	tankyrase, TRF1-interacting ankyrin-related ADP-ribose polymerase 2
686407	0.0000	0.3273	0.6656	1.1529	0.2800	0.0097	0.7655	0.2854	0.0841	o++	18190	Nrxn2	neurexin II
686636	0.0000	0.3030	0.6780	0.8004	0.2370	0.0252	0.7804	0.2290	0.0207	o++	223697	Unc84b	unc-84 homolog B (C. elegans)
686778	-0.1359	0.1455	0.6250	-0.7601	0.1239	0.0025	0.1335	0.1190	0.6569	o-o	59031	Chst12	carbohydrate sulfotransferase 12
686921	0.0000	0.5102	0.6081	-2.1652	0.8130	0.0438	-2.3896	0.7654	0.0322	o--	16198	Il9	interleukin 9
687496	0.3035	0.1822	0.3477	-1.1829	0.1995	0.0026	-0.3188	0.2531	0.3740	o-o	14786	Grb7	growth factor receptor bound protein 7
689644	-0.0116	0.2533	0.6987	-1.2932	0.2650	0.0076	0.0118	0.2670	0.6893	o-o	217214	Nags	N-acetylglutamate synthase
689978	0.0000	0.1016	0.9159	1.0254	0.1226	0.0001	0.6503	0.1167	0.0085	o++	19882	Mst1r	macrophage stimulating 1 receptor (c-met-related tyrosine kinase)
690489	0.0000	0.0904	0.9392	-1.0105	0.1522	0.0000	-0.5174	0.1863	0.0952	o--	68520	Zfyve21	zinc finger, FYVE domain containing 21
690548	0.1616	0.2973	0.5384	-0.1709	0.3751	0.5236	-1.3748	0.4576	0.0346	oo-	226781	Slc30a10	solute carrier family 30, member 10
692555	0.0000	0.3448	0.6576	1.1465	0.2620	0.0013	0.8138	0.2794	0.0515	o++	67134	Nol5a	nucleolar protein 5A
692966	0.0000	0.6626	0.5837	3.8865	0.5166	0.0001	4.6729	0.4753	0.0000	o++	20210	Saa3	serum amyloid A 3
693354	0.0000	1.3150	0.5424	3.1464	1.0817	0.0808	2.4210	0.9838	0.0255	o++	null	null	null
693776	0.0000	0.2361	0.7234	-0.5480	0.1897	0.1353	-0.9972	0.2024	0.0139	o--	53315	Sult1d1	sulfotransferase family 1D, member 1
694508	0.0000	0.9956	0.5559	2.6826	0.7554	0.0058	1.9908	0.8336	0.0892	o++	16006	Igf1bp1	insulin-like growth factor binding protein 1
694816	0.0000	0.0832	0.9538	-0.3761	0.1115	0.1325	-0.8564	0.1363	0.0055	o--	215951	Lace1	lactation elevated 1
694979	0.3562	0.1958	0.3039	-0.3435	0.1426	0.2604	-1.0776	0.1574	0.0006	oo-	22238	Ugt2b5	UDP glucuronosyltransferase 2 family, polypeptide B5



695308	0.0000	0.2193	0.7384	0.7527	0.1911	0.0220	0.8980	0.2439	0.0440	o++	75234	Ibrdc3	IBR domain containing 3
695989	-0.4754	0.3355	0.3035	2.3074	0.4715	0.0353	0.5236	0.4673	0.3319	o+o	6277766	LOC6277766	null
696234	0.1308	0.1668	0.6175	-0.1332	0.1935	0.5983	-0.9068	0.2590	0.0214	oo-	101476	Plekha1	pleckstrin homology domain containing, family A (phosphoinositide binding specific) member 1
696382	-0.1182	0.2246	0.6021	-0.7788	0.1789	0.0359	0.1189	0.2342	0.5971	o-o	56196	Ttrap	Traf and Tnf receptor associated protein
696560	0.2251	0.1388	0.4549	-0.2341	0.1965	0.4556	-1.3087	0.2454	0.0004	oo-	76507	Abp1	amiloride binding protein 1 (amine oxidase, copper-containing)
696811	-0.1888	0.2174	0.5178	0.1841	0.1805	0.5287	-0.9880	0.3746	0.0430	oo-	104383	Rcor2	REST corepressor 2
697028	0.0000	0.1936	0.7652	0.9297	0.1556	0.0002	0.5644	0.2269	0.1574	o++	108689	Obfc1	oligonucleotide/oligosaccharide-binding fold containing 1
697568	0.0000	0.1993	0.7588	-1.2635	0.2693	0.0026	-0.4754	0.3468	0.2767	o--	26399	Map2k6	mitogen activated protein kinase kinase 6
698166	-0.0275	0.3630	0.6312	0.0241	0.1846	0.7493	-0.9041	0.2552	0.0403	oo-	50772	Mapk6	mitogen-activated protein kinase 6
701372	0.1626	0.2915	0.5376	-1.0841	0.2105	0.0209	-0.1621	0.2865	0.5388	o-o	268480	B230105J10	null
701850	0.0000	1.0087	0.5552	2.8986	0.7325	0.0000	1.8626	0.7522	0.0220	o++	14293	Fpr1	formyl peptide receptor 1
702686	-0.0617	0.3584	0.6073	-1.6353	0.2561	0.0076	0.0595	0.3062	0.6269	o-o	66532	2210417D09Rik	RIKEN cDNA 2210417D09 gene
703797	-0.2398	1.0575	0.4904	2.4522	0.7252	0.0008	0.2140	0.9354	0.4967	o+o	320947	B930082K07Rik	RIKEN cDNA B930082K07 gene
704046	-1.0273	4.1875	0.4445	4.7437	2.3013	0.0012	0.4513	2.9936	0.4772	o+o	71323	Rassf8	Ras association (RalGDS/AF-6) domain family 8
704514	-0.0175	0.0937	0.9136	0.0177	0.1072	0.8831	-0.5879	0.1726	0.0439	oo-	null	null	null
705577	-0.1582	0.1299	0.5911	0.6576	0.1416	0.0137	0.1647	0.1898	0.5538	o+o	30953	Schip1	schwannomin interacting protein 1
706366	-0.2596	2.3634	0.4929	0.0317	0.9722	0.5484	2.0028	0.8322	0.0407	o+o	73405	1700055D18Rik	RIKEN cDNA 1700055D18 gene
706377	0.0814	0.5089	0.5650	-2.3016	0.5253	0.0206	-0.0769	0.4325	0.5791	o-o	14248	Fliih	flightless I homolog (Drosophila)
708117	0.0000	0.2648	0.7015	-0.9301	0.3805	0.0775	-1.1805	0.3739	0.0278	o--	30944	Zfp354c	zinc finger protein 354C
709885	0.0000	0.2101	0.7474	-0.7137	0.1979	0.0519	-0.8385	0.1642	0.0166	o--	66822	Fbxo25	F-box only protein 25
710672	-0.0947	0.1323	0.7102	0.6275	0.1385	0.0152	0.0988	0.1947	0.6419	o+o	67223	2810430M08Rik	RIKEN cDNA 2810430M08 gene
711199	0.0000	0.0802	0.9596	-0.8422	0.1137	0.0000	-1.5806	0.1653	0.0000	o--	330064	Slc5a6	solute carrier family 5 (sodium-dependent vitamin transporter), member 6
711322	0.0000	0.9217	0.5604	1.9793	0.7029	0.0191	2.6334	0.7780	0.0458	o++	75394	0610040F04Rik	RIKEN cDNA 0610040F04 gene
712683	0.0000	0.2750	0.6946	-1.6367	0.8293	0.0382	-1.0556	0.3976	0.0552	o--	230597	Zfyve9	zinc finger, FYVE domain containing 9
712844	-0.1031	0.2717	0.5998	0.9207	0.2532	0.0323	0.1028	0.2679	0.6015	o+o	13136	Daf1	decay accelerating factor 1
713041	-0.2314	0.5497	0.4857	-2.2304	0.4339	0.0335	0.2232	0.5027	0.4888	o-o	13170	Dbp	D site albumin promoter binding protein
713924	-0.0623	0.2004	0.6843	1.1345	0.2122	0.0025	0.0652	0.2669	0.6380	o+o	66102	Cxcl16	chemokine (C-X-C motif) ligand 16
714716	-0.1868	0.2267	0.5190	0.9252	0.2319	0.0188	0.1950	0.2887	0.5072	o+o	66614	Gpatc4	G patch domain containing 4
714993	0.2362	0.2645	0.4654	1.5878	0.2257	0.0000	-0.2390	0.2816	0.4648	o+o	13836	Epha2	Eph receptor A2
715006	-0.1564	0.3021	0.5426	0.8527	0.2310	0.0262	0.1486	0.2297	0.5653	o+o	66412	Arrdc4	arrestin domain containing 4
715042	0.0000	0.2306	0.7281	-1.3174	0.2404	0.0028	-1.8149	0.4438	0.0011	o--	242050	Igslf10	immunoglobulin superfamily, member 10
715690	0.0000	0.3076	0.6755	-3.8110	7.9007	0.0846	-3.8518	1.4162	0.0002	o--	76223	Agbl3	ATP/GTP binding protein-like 3
715932	0.3199	0.2573	0.3778	0.9644	0.2621	0.0340	-0.3241	0.2765	0.3820	o+o	20230	Satb1	special AT-rich sequence binding protein 1
720621	0.0000	0.6422	0.5863	2.0303	0.4677	0.0000	1.2810	0.6383	0.1609	o++	14727	Gp49a	glycoprotein 49 A
720766	-0.2186	0.3669	0.4885	1.5952	0.3689	0.0088	0.2403	0.4946	0.4798	o+o	66811	9030623N16Rik	RIKEN cDNA 9030623N16 gene
720967	0.1230	0.4140	0.5526	1.1957	0.3306	0.0137	-0.1216	0.3977	0.5558	o+o	11450	Adipoq	adiponectin, C1Q and collagen domain containing
722473	0.2533	0.2917	0.4535	-0.2467	0.2540	0.4536	1.1960	0.2191	0.0003	oo+	100213	Rusc2	RUN and SH3 domain containing 2
723549	-0.0418	0.1603	0.7546	0.0437	0.2241	0.6871	-0.8444	0.2452	0.0304	oo-	20300	Ccl25	chemokine (C-C motif) ligand 25
723974	-0.2181	1.6146	0.4973	0.1115	1.0164	0.5250	2.7484	0.9265	0.0330	oo+	76444	Krtap4-7	keratin associated protein 4-7
725464	-0.2893	0.2585	0.4106	1.6943	0.3461	0.0234	0.2933	0.2783	0.4131	o+o	20361	Sema7a	sema domain, immunoglobulin domain (Iq), and GPI membrane anchor, (semaphorin) 7A
725894	0.0000	0.30920	0.5181	2.9416	2.2255	0.0630	3.8771	2.2220	0.0245	o++	105243	Slc9a3	solute carrier family 9 (sodium/hydrogen exchanger), member 3
726338	0.0000	0.6357	0.5871	1.8423	0.5269	0.0203	1.3674	0.5687	0.0968	o++	null	null	null
726688	0.0476	0.3256	0.6288	1.0487	0.3178	0.0468	-0.0481	0.3385	0.6238	o+o	13649	Egfr	epidermal growth factor receptor
726901	0.0000	0.8158	0.5681	3.2924	0.6036	0.0000	3.6565	0.6163	0.0001	o++	16819	Lcn2	lipocalin 2
727032	-0.8618	0.5465	0.1906	-3.0060	0.4495	0.0038	0.7312	0.3244	0.1097	o-o	15360	Hmgcs2	3-hydroxy-3-methylglutaryl-Coenzyme A synthase 2
727332	0.0000	0.1189	0.8805	0.5387	0.1806	0.1301	0.7672	0.1067	0.0001	o++	27397	Mrp17	mitochondrial ribosomal protein L17
727684	-0.0449	0.2772	0.6531	0.0437	0.2394	0.6770	0.8952	0.2195	0.0129	oo+	227059	Slc39a10	solute carrier family 39 (zinc transporter), member 10
727829	0.0549	0.1714	0.7243	-0.0554	0.1854	0.7084	-0.7945	0.2445	0.0383	oo-	97848	Serpinb6c	serine (or cysteine) peptidase inhibitor, clade B, member 6c
727913	0.3303	0.3971	0.4176	4.1904	0.2300	0.0000	-0.2944	0.2374	0.4022	o+o	57814	Kcne4	potassium voltage-gated channel, Isk-related subfamily, gene 4
727935	0.0994	0.1618	0.6686	-0.0967	0.1199	0.7267	-1.0576	0.2636	0.0037	oo-	432720	Akr1c19	aldo-keto reductase family 1, member C19
728733	-2.9407	5.9152	0.1717	0.1126	0.3670	0.5671	-3.5200	0.8234	0.0013	oo-	381581	C030017K20Rik	RIKEN cDNA C030017K20 gene
729052	-0.2062	0.3168	0.4971	-1.4440	0.5590	0.0352	0.2053	0.3107	0.4978	o-o	52855	Lair1	leukocyte-associated Ig-like receptor 1
729176	-0.3722	1.6041	0.4696	0.1869	0.9824	0.5045	2.6468	0.8869	0.0230	oo+	77358	9430069I07Rik	RIKEN cDNA 9430069I07 gene
730170	0.0000	0.1921	0.7669	-0.4774	0.1702	0.1505	-0.8692	0.1455	0.0072	o--	170745	Xpnp2	X-prolyl aminopeptidase (aminopeptidase P) 2, membrane-bound
730269	0.0089	2.0420	0.5261	-0.0089	2.0429	0.5261	3.7218	1.4833	0.0102	oo+	null	null	null
730798	0.1915	1.5665	0.5020	3.2880	1.2353	0.0186	-0.2799	1.8360	0.4884	o+o	240697	6030422M02Rik	RIKEN cDNA 6030422M02 gene
730858	0.0443	0.1868	0.7199	-0.7440	0.1762	0.0194	-0.0429	0.1391	0.7849	o-o	22183	U2af1-rs1	U2 small nuclear ribonucleoprotein auxiliary factor (U2AF) 1, related sequence 1
731029	0.0888	0.2169	0.6416	-0.9921	0.2785	0.0247	-0.0900	0.2357	0.6295	o-o	241727	SnpH	syntrophin
731261	0.0000	0.1613	0.8073	1.0754	0.2242	0.0190	0.7442	0.2142	0.0687	o++	80287	Apobec3	apolipoprotein B editing complex 3
731398	0.0000	0.1483	0.8274	0.6269	0.1300	0.0111	0.6744	0.1786	0.0530	o++	null	null	null
731600	0.0912	0.6777	0.5447	-0.0772	0.4649	0.5730	1.8896	0.4606	0.0092	oo+	58916	Myot	myotilin

731707	0.0429	0.1437	0.7788	-0.0431	0.1502	0.7684	-1.6473	0.2062	0.0000	oo-	380924	Olfm4	olfactomedin 4
732079	0.0000	0.1030	0.9130	-3.2493	0.3308	0.0000	-1.2761	0.1969	0.0000	o--	13615	Edn2	endothelin 2
732279	0.0000	0.6291	0.5881	3.6972	0.4915	0.0001	4.5473	0.4566	0.0000	o++	20210	Saa3	serum amyloid A 3
733421	-0.2412	0.2541	0.4597	0.2521	0.3169	0.4584	1.7502	0.3797	0.0339	oo+	null	null	null
734612	0.0472	0.2386	0.6739	3.3593	0.2839	0.0001	-0.0481	0.2674	0.6553	o+o	16176	Il1b	interleukin 1 beta
734925	-0.4079	0.2081	0.2645	0.4342	0.2973	0.3083	-1.2467	0.4097	0.0222	oo-	75627	Snopc1	small nuclear RNA activating complex, polypeptide 1
735885	0.0000	0.0771	0.9654	-0.5950	0.2285	0.0809	-1.0713	0.1987	0.0000	o--	27360	Add3	adducin 3 (gamma)
738261	0.0000	0.2207	0.7370	-0.5053	0.1729	0.1448	-0.9981	0.2054	0.0111	o--	170833	Hook2	hook homolog 2 (Drosophila)
739760	0.0000	0.4734	0.6163	2.0356	0.4898	0.0372	-1.2994	3.4380	0.3667	o++	73254	Ccdc18	coiled-coil domain containing 18
740314	0.1725	0.2450	0.5338	1.1458	0.2574	0.0162	-0.1727	0.2468	0.5333	o+o	15930	Indo	indoleamine-pyrrole 2,3 dioxygenase
740801	-0.0553	0.2446	0.6602	2.2311	0.2134	0.0000	0.0590	0.3364	0.6152	o+o	106878	2010002N04Rik	RIKEN cDNA 2010002N04 gene
741369	-0.0111	0.2582	0.6958	0.0111	0.2633	0.6923	-0.8955	0.2410	0.0418	oo-	434064	LOC434064	null
741726	0.0000	0.1833	0.7775	-1.4519	0.3290	0.0009	-0.7834	0.4068	0.1197	o--	23937	Mab21l2	mab-21-like 2 (C. elegans)
742149	0.0574	0.4805	0.5829	1.1506	0.4083	0.0355	-0.0611	0.5614	0.5693	o+o	70701	3830408G10Rik	RIKEN cDNA 3830408G10 gene
742436	-0.1025	0.1315	0.6994	0.1036	0.1474	0.6776	-0.7027	0.1281	0.0074	oo-	212111	Inpp5a	inositol polyphosphate-5-phosphatase A
742535	-0.3903	0.4102	0.3808	1.3868	0.3624	0.0115	0.4057	0.4623	0.3855	o+o	15951	Ifi204	interferon activated gene 204
742602	0.2057	0.1174	0.4933	-0.2054	0.1148	0.4939	-0.7546	0.2031	0.0167	oo-	18703	Pigr	polymeric immunoglobulin receptor
742708	-0.1837	0.1783	0.5298	0.1778	0.1304	0.5535	-0.7522	0.2344	0.0378	oo-	59126	Nek6	NIMA (never in mitosis gene a)-related expressed kinase 6
743006	0.0645	0.3873	0.5972	1.0468	0.3368	0.0429	-0.0645	0.3882	0.5970	o+o	51797	Ctps	cytidine 5'-triphosphate synthase
743028	-0.1034	0.1141	0.7236	0.7748	0.1613	0.0179	0.1056	0.1460	0.6752	o+o	58250	Chst11	carbohydrate sulfotransferase 11
743607	0.0000	0.4977	0.6108	3.6644	0.3611	0.0000	2.5369	0.3714	0.0000	o++	12702	Socs3	suppressor of cytokine signaling 3
743990	0.0000	0.1748	0.7884	-0.5475	0.1320	0.0624	-0.7216	0.1370	0.0154	o--	74442	4933405A16Rik	RIKEN cDNA 4933405A16 gene
744015	-0.0926	0.1434	0.7011	0.0935	0.1580	0.6826	-0.7306	0.1630	0.0150	oo-	null	null	null
744117	0.0882	0.1302	0.7310	-0.0924	0.1990	0.6504	-0.8315	0.2247	0.0194	oo-	58176	Rhbg	Rhesus blood group-associated B glycoprotein
744540	-0.0711	0.1813	0.6914	0.0716	0.1899	0.6828	-0.9572	0.3261	0.0323	oo-	13052	Cxadr	coxsackievirus and adenovirus receptor
745090	0.1598	0.2129	0.5539	-0.1498	0.1204	0.6147	0.9716	0.1600	0.0016	oo+	11522	Adh1	alcohol dehydrogenase 1 (class I)
745256	0.0000	0.2752	0.6945	2.2085	0.2846	0.0006	-1.1823	0.2743	0.0168	o+-	16680	Krt2-16	keratin complex 2, basic, gene 16
746143	-0.0190	0.1833	0.7559	0.0184	0.1310	0.8349	-0.6471	0.1510	0.0282	oo-	320726	5C A630052E07Rik	RIKEN cDNA A630052E07 gene
746252	0.0000	0.3168	0.6707	-1.0978	0.3559	0.0508	-1.1178	0.3385	0.0443	o--	19331	Nek6	RAB19, member RAS oncogene family
747309	0.0000	0.1192	0.8799	0.6935	0.1493	0.0237	-0.5816	0.1648	0.0466	o+-	75957	5033413D16Rik	RIKEN cDNA 5033413D16 gene
747322	-0.7406	2.9777	0.4409	0.0791	1.1837	0.5288	3.5409	0.9971	0.0238	oo+	67106	Zbtb8os	zinc finger and BTB domain containing 8 opposite strand
749506	0.3478	0.3887	0.4040	-0.3179	0.2633	0.3884	1.4585	0.2535	0.0001	oo+	14675	Gna14	guanine nucleotide binding protein, alpha 14
750137	0.0746	0.1408	0.7376	-0.0786	0.2162	0.6553	-0.6244	0.1444	0.0387	oo-	72565	Uaca	uveal autoantigen with coiled-coil domains and ankyrin repeats
750405	-0.1623	0.2967	0.5376	0.1586	0.2643	0.5460	-1.0967	0.3565	0.0400	oo-	72046	2010005J08Rik	RIKEN cDNA 2010005J08 gene
750552	0.0000	0.2364	0.7231	-1.1040	0.1823	0.0063	-1.0420	0.2140	0.0121	o--	102022	Ces6	carboxylesterase 6
751623	-0.0839	0.1972	0.6611	0.0838	0.1955	0.6625	0.9106	0.1476	0.0000	oo+	null	null	null
751977	0.0000	0.1436	0.8352	0.7136	0.2148	0.0842	0.5993	0.1263	0.0140	o++	114584	Clic1	chloride intracellular channel 1
752055	-0.8856	2.5827	0.4087	0.0920	0.8222	0.5372	2.6754	0.7656	0.0410	oo+	66195	1110058A15Rik	RIKEN cDNA 1110058A15 gene
754351	0.0609	1.1216	0.5346	2.7025	0.7564	0.0020	-0.0511	0.9364	0.5443	o+o	214855	Arid5a	AT rich interactive domain 5A (Mrf1 like)
754892	0.2113	0.2988	0.4925	-1.1899	0.2332	0.0059	-0.1952	0.1863	0.5107	o-o	211798	4931419K03Rik	RIKEN cDNA 4931419K03 gene
754894	-0.0012	0.1439	0.8332	0.8835	0.1622	0.0053	0.0012	0.1575	0.8115	o+o	13650	Rhbdfl	rhomboid family 1 (Drosophila)
755154	0.5442	0.4363	0.2708	3.3507	0.5672	0.0208	-0.9051	1.0581	0.2968	o+o	67708	1810048J11Rik	RIKEN cDNA 1810048J11 gene
755470	0.0981	0.1806	0.6557	-0.0994	0.2009	0.6388	-0.7904	0.1843	0.0223	oo-	67266	2900024C23Rik	RIKEN cDNA 2900024C23 gene
756275	0.1079	0.2727	0.5935	1.3944	0.1923	0.0000	-0.1018	0.1890	0.6414	o+o	107771	Bmyc	brain expressed myelocytomatosis oncogene
759373	0.0000	0.2511	0.7114	-1.2761	0.2502	0.0062	-1.1240	0.2598	0.0144	o--	219134	Tmem46	transmembrane protein 46
759375	0.0000	0.3734	0.6461	5.2454	0.2866	0.0000	1.4582	0.3049	0.0016	o++	14825	Cxcl1	chemokine (C-X-C motif) ligand 1
759466	0.3851	0.2290	0.3006	-1.2488	0.4024	0.0135	-0.3724	0.1799	0.2687	o-o	null	null	null
759491	-0.0804	0.1063	0.7871	0.0796	0.0926	0.8213	-1.3495	0.1553	0.0000	oo-	69049	Cml5	camello-like 5
760847	0.1786	0.1462	0.5452	-0.1790	0.1493	0.5436	-1.0237	0.1599	0.0005	oo-	268860	Abat	4-aminobutyrate aminotransferase
762040	-0.0870	0.2289	0.6365	0.9349	0.2016	0.0077	0.0862	0.2161	0.6452	o+o	22113	Phlda2	pleckstrin homology-like domain, family A, member 2
764223	-0.0448	0.2424	0.6739	0.8680	0.2389	0.0442	0.0437	0.2064	0.7030	o+o	20621	Snn	stannin
764509	0.0000	0.2996	0.6799	-1.5222	0.3794	0.0109	-3.4606	0.7492	0.0001	o--	13114	Cyp3a16	cytochrome P450, family 3, subfamily a, polypeptide 16
765264	-0.2264	0.2234	0.4713	0.2265	0.2243	0.4712	-0.7365	0.1747	0.0418	oo-	16523	Kcnj8	potassium inwardly-rectifying channel, subfamily J, member 8
765518	0.0000	1.0662	0.5522	1.8837	0.7727	0.0091	-0.2220	2.1340	0.4974	o++	236312	AI447904	expressed sequence AI447904
766009	0.0000	0.3596	0.6515	1.8385	0.2590	0.0000	2.8630	0.5460	0.0577	o++	105892	LOC105892	null
767877	0.0451	0.2117	0.6975	1.2900	0.2374	0.0026	-0.0480	0.3017	0.6389	o+o	27260	Plek2	pleckstrin 2
768665	-0.1588	0.8140	0.5149	0.1494	0.7418	0.5198	1.7554	0.6078	0.0256	oo+	null	null	null
769847	-1.1341	1.1374	0.2896	2.9065	0.7747	0.0309	0.8608	0.8377	0.2964	o+o	77209	8030453O22Rik	RIKEN cDNA 8030453O22 gene
770146	-0.0222	0.1439	0.8061	0.7942	0.1400	0.0014	0.0229	0.1877	0.7454	o+o	21937	Tnfrsf1a	tumor necrosis factor receptor superfamily, member 1a
770847	0.0995	0.4203	0.5660	1.0191	0.2466	0.0079	-0.0864	0.2262	0.6356	o+o	18546	Pcp4	Purkinje cell protein 4
772876	-0.0923	0.2245	0.6322	0.0940	0.2514	0.6167	-0.7821	0.1853	0.0403	oo-	26905	Elf2s3x	eukaryotic translation initiation factor 2, subunit 3, structural gene X-linked
773682	0.2719	0.2673	0.4294	-0.2772	0.2946	0.4311	0.9292	0.2428	0.0188	oo+	68939	Rasl11b	RAS-like, family 11, member B



774463	0.1167	0.3838	0.5610	1.9949	0.4557	0.0460	-0.1128	0.3359	0.5728	o+o	22402	Wisp1	WNT1 inducible signaling pathway protein 1
774705	-0.0746	0.1200	0.7661	0.0780	0.1850	0.6773	0.5788	0.1287	0.0197	oo+	229672	Gm566	gene model 566, (NCBI)
775568	-0.1413	0.1236	0.6320	0.1448	0.1606	0.5969	-0.6470	0.1417	0.0198	oo-	70369	Bag5	BCL2-associated athanogene 5
776941	0.1308	0.1294	0.6505	1.7921	0.1716	0.0000	-0.1335	0.1601	0.6181	o+o	null	null	null
777053	-0.0915	0.4407	0.5680	1.8449	0.4592	0.0141	0.1096	0.6734	0.5374	o+o	null	null	null
777826	-0.0922	0.2758	0.6081	1.0924	0.2365	0.0018	0.0956	0.3265	0.5890	o+o	639819 17	LOC639819 Mod1	malic enzyme, supernatant
778366	0.0238	0.4775	0.6020	-0.0231	0.4359	0.6119	1.0510	0.3712	0.0454	oo+	100705	Acacb	acetyl-Coenzyme A carboxylase beta
780225	-0.0436	0.2310	0.6825	1.5119	0.1992	0.0000	0.0441	0.2472	0.6709	o+o	22029	Traf1	Tnf receptor-associated factor 1
780571	0.0765	0.3089	0.6113	1.1708	0.3209	0.0318	-0.0795	0.3622	0.5931	o+o	12164	Bmp8b	bone morphogenetic protein 8b
780705	0.4578	0.8406	0.4210	1.4079	0.5711	0.0194	-0.4188	0.7356	0.4231	o+o	null	null	null
781373	-0.1805	0.0985	0.5617	0.1802	0.0953	0.5648	-0.7096	0.0974	0.0004	oo-	640668 2	LOC640668 LOC2:	null
782214	0.0474	0.2586	0.6611	-0.0489	0.3032	0.6371	-1.2440	0.4094	0.0295	oo-	13897	Es22	esterase 22
782274	0.0000	0.1695	0.7956	-0.8816	0.1783	0.0068	0.6399	0.1523	0.0237	o+-	74761	Mxra8	matrix-remodelling associated 8
782988	-0.3317	0.2744	0.3721	-1.1726	0.2417	0.0087	0.3191	0.2187	0.3552	o-o	231147	Sh3tc1	SH3 domain and tetratricopeptide repeats 1
783482	0.2736	0.6381	0.4682	2.3166	0.5970	0.0015	-0.4196	1.1223	0.4442	o+o	12522	Cd83	CD83 antigen
784041	-0.1352	0.2449	0.5763	1.1838	0.2111	0.0033	0.1287	0.1727	0.6181	o+o	231637	Ssh1	slingshot homolog 1 (Drosophila)
784058	0.0000	0.2006	0.7574	-1.3270	0.3139	0.0031	-0.7854	0.2090	0.0341	o--	213783	Plekhg1	pleckstrin homology domain containing, family G (with RhoGef domain) member 1
784070	0.1686	0.1547	0.5615	-0.1750	0.2088	0.5370	-0.7270	0.1785	0.0289	oo-	320683	Zfp629	zinc finger protein 629
784584	-0.0865	0.2572	0.6196	1.0531	0.2739	0.0097	0.1023	0.4841	0.5558	o+o	18845	Plxna2	plexin A2
786453	0.0967	0.2883	0.5988	-0.0902	0.1885	0.6573	-0.9074	0.1885	0.0190	oo-	73102	3110004L20Rik	RIKEN cDNA 3110004L20 gene
787331	-0.2973	0.3803	0.4327	1.4735	0.3762	0.0300	0.2945	0.3672	0.4323	o+o	99929	Tiparp	TCDD-inducible poly(ADP-ribose) polymerase
787934	0.0000	0.1223	0.8738	-0.5858	0.2155	0.0862	-0.7691	0.2118	0.0182	o--	228550	Itpka	inositol 1,4,5-trisphosphate 3-kinase A
788076	-0.3371	0.4699	0.4229	1.4672	0.4052	0.0234	0.3326	0.4519	0.4224	o+o	620050 6	LOC620050 LOC6:	null
789504	-0.4788	0.3110	0.2742	2.7064	0.2365	0.0000	0.4715	0.2890	0.2645	o+o	12045 12	Bcl2a1b Bcl2a1d	B-cell leukemia/lymphoma 2 related protein A1b B-cell leukemia/lymphoma 2 related protein A1d
790032	-0.3803	0.4151	0.3848	-2.5792	1.3901	0.0206	0.3681	0.3703	0.3796	o-o	232174	Cyp26b1	cytochrome P450, family 26, subfamily b, polypeptide 1
790112	0.0000	0.5154	0.6070	4.8069	0.4557	0.0008	2.2393	0.4226	0.0013	o++	20201	S100a8	S100 calcium binding protein A8 (calgranulin A)
790962	0.0981	0.2131	0.6317	-0.0959	0.1794	0.6583	-0.8826	0.2791	0.0352	oo-	102294	Cyp4v3	cytochrome P450, family 4, subfamily v, polypeptide 3
791230	-0.1829	0.3395	0.5165	0.1669	0.2103	0.5483	1.4242	0.3559	0.0468	oo+	258730	Olf4r483	olfactory receptor 483
797894	0.0441	0.4073	0.6054	-0.0402	0.2779	0.6558	1.0117	0.2461	0.0020	oo+	19141	Lgmn	legumain
802169	0.0000	0.4910	0.6122	-3.2729	0.5868	0.0115	-0.7022	0.6127	0.2816	o--	629915 6	LOC629915 LOC6:	null
802636	-0.0036	1.0495	0.5521	2.1177	0.8575	0.0070	0.0052	1.4025	0.5387	o+o	21426	Tcfec	transcription factor EC
803271	0.0000	0.1915	0.7676	-0.7635	0.1718	0.0235	1.4297	0.1536	0.0000	o+-	109857	Cbr3	carbonyl reductase 3
803791	0.0000	0.0906	0.9388	-0.4255	0.1669	0.1576	-0.8060	0.1361	0.0004	o--	18260	Ocln	occludin
804551	-0.0596	0.1487	0.7457	0.0608	0.1792	0.7068	-0.6179	0.1664	0.0493	oo-	28018	D7Wsu128e	DNA segment, Chr 7, Wayne State University 128, expressed
804914	-0.1167	0.2425	0.5960	-1.0238	0.2356	0.0217	0.1194	0.2764	0.5818	o-o	239099	Homez	homeodomain leucine zipper-encoding gene
806616	0.0000	0.3617	0.6506	1.3123	0.3305	0.0177	2.8219	0.2848	0.0000	o++	634821 6	LOC634821 LOC6:	null
808796	-0.0100	0.6061	0.5869	1.6751	0.4690	0.0136	0.0096	0.5506	0.5957	o+o	17750	Mt2	metallothionein 2
810820	0.0000	0.3668	0.6486	-1.3398	0.3337	0.0336	-1.1139	0.3262	0.0594	o--	26384	Gnpda1	glucosamine-6-phosphate deaminase 1
811311	0.0000	0.2952	0.6824	4.5637	0.3159	0.0001	2.1364	0.2967	0.0010	o++	20202	S100a9	S100 calcium binding protein A9 (calgranulin B)
811688	0.1659	0.5969	0.5169	1.1599	0.4539	0.0413	-0.1649	0.5891	0.5176	o+o	246083	Defb13	defensin beta 13
812906	-0.1367	0.4832	0.5374	0.1372	0.4879	0.5368	1.8909	0.4489	0.0193	oo+	20209	Saa2	serum amyloid A 2
815016	-0.1760	0.4377	0.5165	1.2569	0.3915	0.0227	0.1905	0.5424	0.5061	o+o	638147 4	LOC638147 LOC4:	phospholipid scramblase 1
815431	-0.0357	0.0999	0.8751	0.8568	0.1672	0.0151	0.0362	0.1191	0.8322	o+o	230734	Yrdc	yrdC domain containing (E.coli)
817409	-0.1346	1.6576	0.5112	0.5706	2.3179	0.4612	2.6772	1.2726	0.0140	oo+	258754	Olf214	olfactory receptor 214
819312	-0.0751	0.1921	0.6741	1.8432	0.2310	0.0001	0.0816	0.3092	0.6053	o+o	17869	Myc	myelocytomatosis oncogene
819640	-0.2866	0.3013	0.4224	1.1258	0.2017	0.0004	0.2682	0.2065	0.4109	o+o	null	null	null
820860	0.0000	0.0840	0.9523	-0.5141	0.0949	0.0116	-0.4655	0.0830	0.0174	o--	71767	Tysnd1	trypsin domain containing 1
821473	-0.0228	0.4194	0.6165	1.7606	0.3859	0.0161	0.0220	0.3671	0.6332	o+o	18018	Nfatc1	nuclear factor of activated T-cells, cytoplasmic, calcineurin-dependent 1
822304	0.1685	0.1773	0.5541	-0.1776	0.2535	0.5277	1.0628	0.2600	0.0335	oo+	66182	Arf4	ADP-ribosylation factor 4-like
822787	-0.5421	0.4602	0.3194	2.0587	0.4552	0.0114	0.5929	0.5778	0.3344	o+o	257630	Il17f	interleukin 17F
823093	0.0000	1.6473	0.5339	2.3895	1.2006	0.0265	0.0090	2.3176	0.5133	o++	19696	Rel	reticuloendotheliosis oncogene
824050	-0.0798	0.4078	0.5833	2.2056	0.2785	0.0001	0.0702	0.2300	0.6570	o+o	24088	Tlr2	toll-like receptor 2
824582	-0.1131	0.3031	0.5811	0.7097	0.2184	0.0349	0.1101	0.2650	0.5956	o+o	14726	Pdpn	podoplanin
824687	-0.0239	0.6295	0.5778	0.0226	0.5589	0.5881	-2.4473	0.6189	0.0468	oo-	18187	Nrp2	neuropilin 2
824922	0.0000	0.3119	0.6732	3.1906	0.2660	0.0000	1.1702	0.2693	0.0073	o++	20753	Spr1a	small proline-rich protein 1A
826089	0.0000	0.2458	0.7155	-0.8956	0.3444	0.0690	-1.2884	0.3416	0.0111	o--	108797	Rkhd3	ring finger and KH domain containing 3
826151	-0.1023	0.1844	0.6475	0.0991	0.1368	0.7013	0.5687	0.1463	0.0436	oo+	207818	BC004728	cDNA sequence BC004728
826570	0.0748	0.1869	0.6814	-0.0745	0.1806	0.6876	-0.9787	0.1620	0.0030	oo-	319554	Idi1	isopentenyl-diphosphate delta isomerase
827186	0.0000	0.2377	0.7221	0.5292	0.2203	0.1553	1.0153	0.2168	0.0069	o++	623531 5	LOC623531 C1r	complement component 1, r subcomponent
827245	-0.4831	1.1300	0.4345	6.3569	0.8724	0.0032	0.4978	1.1601	0.4329	o+o	330267	Gm837	gene model 837, (NCBI)
828013	-0.0901	0.2691	0.6117	2.4094	0.2992	0.0001	0.1004	0.4183	0.5660	o+o	20299	Ccl22	chemokine (C-C motif) ligand 22

828936	-0.2856	0.2498	0.4105	0.8670	0.2073	0.0107	0.2845	0.2442	0.4097	o+o	226040	E030010A14Rik	RIKEN cDNA E030010A14 gene
829555	0.0000	0.2884	0.6863	0.8660	0.2275	0.0123	2.1989	0.2502	0.0000	o++	14187	Akr1b8	aldo-keto reductase family 1, member B8
830078	0.0000	0.4505	0.6220	1.0319	0.3687	0.0491	1.3790	0.3592	0.0067	o++	58203	Zbp1	Z-DNA binding protein 1
830216	-0.2123	1.9553	0.4987	0.1369	1.6695	0.5109	2.4671	1.3083	0.0483	oo+	null	null	null
830737	0.0000	0.2282	0.7302	1.2261	0.2489	0.0106	1.1776	0.3773	0.0985	o++	628883[6]	LOC628883[LOC6:	null
831167	0.0000	0.1060	0.9066	0.6496	0.1749	0.0688	0.5420	0.0990	0.0097	o++	54364	Rpp30	ribonuclease P/MRP 30 subunit (human)
833410	-0.2387	0.2558	0.4607	0.2259	0.1760	0.4630	-0.9910	0.1801	0.0071	oo-	18174	Slc11a2	solute carrier family 11 (proton-coupled divalent metal ion transporters), member 2
833457	0.2238	1.3200	0.4956	3.0465	1.0549	0.0003	-0.4346	1.8224	0.4641	o+o	99899	Ifi44	interferon-induced protein 44
834755	0.3288	0.4036	0.4155	1.5585	0.3337	0.0013	-0.3358	0.4325	0.4168	o+o	236312[54	Al447904[BC0949	expressed sequence Al447904[cDNA sequence BC094916
835574	0.0000	2.4323	0.5229	2.8645	1.7522	0.0313	-0.3648	3.8265	0.4876	o++	null	null	null
835755	0.0000	0.4252	0.6290	1.4159	0.3226	0.0007	0.7488	0.3356	0.1067	o++	20128	Trim30	tripartite motif protein 30
836437	0.0000	0.5800	0.5954	1.9057	0.4348	0.0003	1.3910	0.5902	0.1285	o++	229228	Nudt6	nudix (nucleoside diphosphate linked moiety X)-type motif 6
836596	0.0000	0.1151	0.8880	2.3686	0.1206	0.0000	0.6943	0.1094	0.0014	o++	73449	1700066B19Rik	RIKEN cDNA 1700066B19 gene
837391	-0.6382	0.3494	0.2192	2.8743	0.2940	0.0000	0.6859	0.4483	0.2520	o+o	17386	Mmp13	matrix metalloproteinase 13
837469	-0.0604	0.3772	0.6022	2.8192	0.4887	0.0262	0.0646	0.4685	0.5802	o+o	17858	Mx2	myxovirus (influenza virus) resistance 2
837857	0.0894	0.2068	0.6473	-0.0899	0.2149	0.6414	-0.9507	0.3381	0.0432	oo-	269589	Syt11	synaptotagmin-like 1
838543	0.2088	0.1460	0.4890	-0.2054	0.1214	0.4943	-0.8813	0.1695	0.0023	oo-	234564	AU018778	expressed sequence AU018778
838610	0.2396	0.6702	0.4849	1.4983	0.5202	0.0040	-0.2641	0.7880	0.4785	o+o	21835	Thrsp	thyroid hormone responsive SPOT14 homolog (Rattus)
839958	-0.2290	0.3344	0.4785	1.1029	0.2602	0.0066	0.2224	0.2930	0.4816	o+o	258924[2E	Olfr376[Olfr378	olfactory receptor 376[olfactory receptor 378
839976	0.3136	1.1583	0.4735	-0.4471	1.4797	0.4541	2.6991	0.9621	0.0187	oo+	223706	BC018285	cDNA sequence BC018285
840578	-0.0973	0.5773	0.5501	0.0952	0.5492	0.5537	1.8110	0.4991	0.0286	oo+	14842	Gsh1	genomic screened homeo box 1
840733	-0.1950	0.1218	0.5002	0.1972	9.1733	0.0002	8.2439	6.4809	0.0136	oo+	null	null	null
840941	-0.0627	0.3796	0.6003	1.2043	0.3258	0.0168	0.0631	0.3875	0.5981	o+o	224093	BC022623	cDNA sequence BC022623
841496	0.2976	0.2812	0.4117	-0.2825	0.2066	0.3996	0.6376	0.1946	0.0491	oo+	12176[624	Bnip3[LOC624862	BCL2/adenovirus E1B 19kDa-interacting protein 1, NIP3
847876	0.0000	0.5055	0.6091	1.8048	0.4130	0.0041	1.6735	0.4646	0.0331	o++	14469	Gbp2	guanylate nucleotide binding protein 2
848594	0.0000	0.1715	0.7929	0.5561	0.1881	0.1137	1.0386	0.1656	0.0008	o++	101543	Wtip	WT1-interacting protein
848841	0.1195	0.2661	0.5859	1.7613	0.3113	0.0064	-0.1239	0.3174	0.5683	o+o	11796	Birc3	baculoviral IAP repeat-containing 3
849249	-0.0893	0.2491	0.6232	1.2281	0.2050	0.0002	0.0891	0.2466	0.6246	o+o	381319	913021103Rik	RIKEN cDNA 913021103 gene
850618	-0.3578	0.4660	0.4085	-2.2929	0.8117	0.0175	0.3329	0.3677	0.4024	o-o	null	null	null
851543	-0.0261	0.3739	0.6282	0.0238	0.2486	0.6910	-1.4574	0.6013	0.0364	oo-	12269	C4bp	complement component 4 binding protein
852613	0.0000	1.0025	0.5555	2.5461	0.7546	0.0054	1.6241	0.8449	0.1331	o++	20302	Ccl3	chemokine (C-C motif) ligand 3
852615	0.0359	0.1343	0.8035	-0.0351	0.1008	0.8735	-0.5386	0.0951	0.0153	oo-	13709	Elf1	E74-like factor 1
852997	-0.4158	0.2849	0.3217	2.2683	0.2949	0.0000	0.4869	0.4989	0.3614	o+o	14584	Gpft2	glutamine fructose-6-phosphate transaminase 2
855480	0.1010	0.1533	0.6757	-0.1000	0.1396	0.6932	-0.6067	0.1242	0.0232	oo-	66686	Dcbld1	discolidin, CUB and LCCL domain containing 1
858962	0.0000	0.6453	0.5859	1.7720	0.5184	0.0155	2.2709	0.5642	0.0225	o++	76813	Armc6	armadillo repeat containing 6
859008	-0.1012	0.2415	0.6144	0.0991	0.2105	0.6334	0.7782	0.2189	0.0434	oo+	12258	Serping1	serine (or cysteine) peptidase inhibitor, clade G, member 1
859596	-0.4261	0.1651	0.2022	0.4634	0.2844	0.2825	-0.7652	0.2105	0.0437	oo-	230738	Zc3h12a	zinc finger CCCH type containing 12A
859951	-0.4963	0.8727	0.4102	2.5375	0.6102	0.0000	0.4722	0.8154	0.4116	o+o	17474	Clec4d	C-type lectin domain family 4, member d
860539	-0.0056	0.2522	0.7054	2.5447	0.4206	0.0317	0.0054	0.1905	0.7629	o+o	11641	Akap2	A kinase (PRKA) anchor protein 2
860643	0.0000	0.1065	0.9056	0.8481	0.1876	0.0323	0.0000	0.0840	0.9522	o+o	231440	9130213B05Rik	RIKEN cDNA 9130213B05 gene
862528	0.0000	0.3250	0.6667	1.2926	0.2580	0.0006	1.3003	0.2928	0.0085	o++	66261	Tm4sf20	transmembrane 4 L six family member 20
863053	0.0000	0.1275	0.8639	-0.8372	0.2534	0.0208	-0.5783	0.1073	0.0158	o--	14160	Lgr5	leucine rich repeat containing G protein coupled receptor 5
864218	0.0000	0.3576	0.6523	1.6593	0.2877	0.0001	1.8113	0.4552	0.0561	o++	67038	2010109I03Rik	RIKEN cDNA 2010109I03 gene
864828	0.0000	0.1747	0.7885	1.2057	0.1958	0.0022	0.7700	0.2283	0.0726	o++	228608	Smox	spermine oxidase
865379	0.0000	0.1579	0.8124	-0.7161	0.1605	0.0184	-0.7657	0.1758	0.0152	o--	75735	Pank1	pantothenate kinase 1
865743	0.0000	2.4580	0.5227	4.1987	1.7472	0.0000	3.5723	1.7965	0.0436	o++	66107	1100001G20Rik	RIKEN cDNA 1100001G20 gene
866664	0.0111	0.1942	0.7521	0.9899	0.2482	0.0394	-0.0111	0.1861	0.7614	o+o	58220	Pard6b	par-6 (partitioning defective 6) homolog beta (C. elegans)
866847	0.0769	0.6276	0.5545	3.3081	0.5128	0.0157	-0.0654	0.4165	0.5890	o+o	null	null	null
869480	-0.6428	3.9028	0.4661	0.1171	2.3362	0.5101	3.8071	1.8100	0.0148	oo+	72801	2810488O17Rik	RIKEN cDNA 2810488O17 gene
869571	-0.1989	0.2023	0.5051	0.2175	0.3286	0.4882	-1.2617	0.2459	0.0068	oo-	20893	Bhlhb2	basic helix-loop-helix domain containing, class B2
870741	-0.1746	0.2473	0.5307	1.5020	0.2437	0.0004	0.1817	0.3041	0.5187	o+o	78892	Crispld2	cysteine-rich secretory protein LCCL domain containing 2
871702	0.2555	0.2138	0.4337	-0.8715	0.2376	0.0275	-0.2524	0.1956	0.4319	o-o	17268	Meis1	myeloid ecotropic viral integration site 1
872697	0.0976	0.1291	0.7118	-0.0968	0.1159	0.7347	-0.5582	0.1119	0.0211	oo-	102502	Al427122	expressed sequence Al427122
872741	0.0000	0.4852	0.6135	1.4070	0.3894	0.0108	0.7914	0.3759	0.1098	o++	67084	Ceacam14	CEA-related cell adhesion molecule 14
873820	0.0514	0.2077	0.6911	0.7187	0.1367	0.0036	-0.0486	0.1269	0.7966	o+o	21872	Tjp1	tight junction protein 1
875318	-0.1408	0.2977	0.5571	2.0563	0.3687	0.0179	0.1381	0.2701	0.5657	o+o	15951	Ifi204	interferon activated gene 204
875713	0.2537	0.2330	0.4405	-0.2556	0.2435	0.4410	-1.5799	0.2654	0.0010	oo-	319848	9130214H05Rik	RIKEN cDNA 9130214H05 gene
876297	0.1640	0.1100	0.5976	-0.1682	0.1479	0.5648	-0.5458	0.1206	0.0322	oo-	102644	D9Ucla1	DNA segment, Chr 9, University of California at Los Angeles 1
876665	0.0413	1.2065	0.5368	1.7936	0.8856	0.0350	-0.0416	1.2140	0.5365	o+o	12775	Ccr7	chemokine (C-C motif) receptor 7
877077	0.0750	0.3922	0.5890	1.0912	0.3517	0.0402	-0.0771	0.4295	0.5801	o+o	17969	Ncf1	neutrophil cytosolic factor 1
878259	0.0000	0.3518	0.6547	-0.9143	0.2622	0.0786	-1.4060	0.2787	0.0206	o--	75744	6620401M08Rik	RIKEN cDNA 6620401M08 gene
879746	-0.3866	0.5790	0.4123	1.4169	0.4337	0.0334	0.3478	0.4400	0.4085	o+o	19222	Ptgir	prostaglandin I receptor (IP)

880878	-0.4486	0.4437	0.3521	0.4291	0.3832	0.3423	-1.4031	0.3867	0.0461	oo-	15273	Hivep2	human immunodeficiency virus type I enhancer binding protein 2
880919	-0.9887	1.3790	0.3313	2.9539	0.6989	0.0067	0.5402	0.7465	0.3722	o+o	20763	Sprp2i	small proline-rich protein 2i
880965	0.2191	0.1585	0.4714	1.7818	0.2531	0.0032	-0.2260	0.2040	0.4685	o+o	193740 1f	Hspa1a Hspa1b	heat shock protein 1A heat shock protein 1B
881587	0.0859	0.5277	0.5600	1.2655	0.3465	0.0156	-0.0745	0.3373	0.6020	o+o	18791	Plat	plasminogen activator, tissue
882734	0.0000	0.2756	0.6943	-1.0600	0.2444	0.0238	-1.0532	0.2967	0.0334	o--	69137	2200002K05Rik	RIKEN cDNA 2200002K05 gene
883013	-0.1327	1.2675	0.5151	0.9641	2.5151	0.4372	4.1154	0.9903	0.0009	oo+	null	null	null
884118	0.0757	0.3135	0.6103	1.1348	0.3088	0.0282	-0.0776	0.3482	0.5981	o+o	14939	Gzmb	granzyme B
884319	0.2344	0.1970	0.4565	1.2380	0.1657	0.0000	-0.2327	0.1860	0.4565	o+o	227929	Pscdbp	pleckstrin homology, Sec7 and coiled-coil domains, binding protein
884323	0.2481	0.3875	0.4680	1.9534	0.3506	0.0017	-0.2537	0.4179	0.4667	o+o	56437	Rrad	Ras-related associated with diabetes
886064	-0.1276	0.4675	0.5434	0.1449	0.6315	0.5248	-2.2097	0.8202	0.0486	oo-	81799	C1qtnf3	C1q and tumor necrosis factor related protein 3
888362	-0.2382	0.3001	0.4685	3.6776	0.3139	0.0000	0.2498	0.3671	0.4657	o+o	18124	Nr4a3	nuclear receptor subfamily 4, group A, member 3
888679	0.3092	0.1927	0.3475	-1.0478	0.2757	0.0181	-0.3268	0.2723	0.3745	o-o	74901 63z	Kbtbd11 LOC6323-	kelch repeat and BTB (POZ) domain containing 11
888849	-0.2459	0.6888	0.4833	0.2802	0.8439	0.4755	1.6421	0.6114	0.0459	oo+	56501	Elf4	E74-like factor 4 (ets domain transcription factor)
888990	0.0000	0.2973	0.6811	1.7397	0.2409	0.0000	1.0958	0.2672	0.0138	o++	107350	AW112010	expressed sequence AW112010
890219	0.0464	0.1461	0.7694	-0.6757	0.1914	0.0346	-0.0458	0.1281	0.8005	o-o	232089	Rbed1	RNA binding motif and ELMO domain 1
890231	0.0355	0.2610	0.6713	0.7841	0.2281	0.0257	-0.0370	0.3201	0.6399	o+o	50768	Dlc1	deleted in liver cancer 1
891214	-0.1599	0.3006	0.5381	0.1773	0.4429	0.5154	0.8422	0.2766	0.0323	oo+	208677	Creb3i3	cAMP responsive element binding protein 3-like 3
891786	0.0000	0.8481	0.5656	1.6943	0.7598	0.1210	1.8926	0.6271	0.0051	o++	null	null	null
891789	0.0683	0.0758	0.8901	-0.0687	0.0853	0.8611	-0.5026	0.0957	0.0139	oo-	66953	Cdca7	cell division cycle associated 7
891920	0.0000	0.1537	0.8189	1.6979	0.2254	0.0017	1.6219	0.1794	0.0001	o++	68713 54f	Ifitm1 LOC546034	interferon induced transmembrane protein 1
892390	0.0000	0.0983	0.9227	0.6840	0.1904	0.0763	1.3119	0.1197	0.0000	o++	14776	Gpx2	glutathione peroxidase 2
893142	0.1347	0.1691	0.6069	-0.1286	0.1011	0.6882	-0.5235	0.1246	0.0456	oo-	null	null	null
894728	0.0000	0.2880	0.6865	1.0923	0.2380	0.0034	0.5737	0.2219	0.0997	o++	270040 6i	LOC270040 LOC6-	null
894874	0.1808	0.1695	0.5372	1.2139	0.1643	0.0000	-0.1995	0.3080	0.5030	o+o	12013	Bach1	BTB and CNC homology 1
895331	0.0000	0.3064	0.6762	1.3391	0.2463	0.0003	1.5656	0.2796	0.0018	o++	20195 54f	S100a11 LOC5452	S100 calcium binding protein A11 (calizzarin)
895391	0.0000	0.1903	0.7690	0.6750	0.1643	0.0211	0.8366	0.2320	0.0542	o++	null	null	null
896076	0.0000	0.4299	0.6276	1.3370	0.3145	0.0003	1.3530	0.3080	0.0000	o++	277089 64	LOC277089 LOC6-	null
896174	-0.1974	0.2011	0.5073	0.1953	0.1846	0.5113	1.2462	0.1584	0.0000	oo+	383450	LOC383450	null
896582	0.0000	0.2309	0.7278	0.9364	0.2267	0.0204	0.5542	0.1768	0.0630	o++	636175 1c	LOC636175 Emd	emerin
896624	-0.2226	0.1787	0.4712	0.2451	0.3138	0.4647	0.9596	0.2163	0.0113	oo+	13685	Elf4ebp1	eukaryotic translation initiation factor 4E binding protein 1
896822	-0.0807	0.3038	0.6097	0.0772	0.2401	0.6416	1.1914	0.2240	0.0008	oo+	632157 6z	LOC632157 LOC6-	null
896913	0.0000	0.2063	0.7513	0.9457	0.1748	0.0013	0.4876	0.1794	0.1313	o++	631503 4c	LOC631503 LOC4-	null
897017	0.0000	0.1778	0.7845	0.9928	0.1433	0.0000	1.0250	0.2268	0.0225	o++	80876	Ifitm2	interferon induced transmembrane protein 2
897268	0.0797	0.2840	0.6161	0.8965	0.1698	0.0007	-0.0736	0.1702	0.6967	o+o	217578 6z	Baz1a LOC629920	bromodomain adjacent to zinc finger domain 1A
897538	0.0000	0.0596	0.9906	0.5230	0.1755	0.1443	0.5341	0.0654	0.0005	o++	216150	Cdc34	cell division cycle 34 homolog (S. cerevisiae)
898049	0.0000	0.1526	0.8206	0.6165	0.1830	0.0804	0.5738	0.1186	0.0086	o++	11652	Akt2	thymoma viral proto-oncogene 2
898210	0.0000	0.4274	0.6284	1.5681	0.5710	0.1297	1.1369	0.3134	0.0033	o++	53606	G1p2	interferon, alpha-inducible protein
898644	0.0000	0.1410	0.8396	0.7320	0.1278	0.0024	0.4540	0.1606	0.1554	o++	640480	LOC640480	null
899254	0.0000	0.2567	0.7073	0.7763	0.2873	0.1108	1.1663	0.2261	0.0023	o++	258837	Olfir545	olfactory receptor 545
899390	0.0000	0.4034	0.6357	0.7960	0.3150	0.0717	0.8554	0.2949	0.0277	o++	434371 1f	LOC434371 Mif	macrophage migration inhibitory factor
899570	0.0379	0.1571	0.7665	1.0455	0.1728	0.0010	-0.0393	0.2126	0.7027	o+o	67876	1500041J02Rik	RIKEN cDNA 1500041J02 gene
899640	0.0000	0.6361	0.5871	2.8760	0.6143	0.0354	1.9558	0.5800	0.0478	o++	207269	BC023105	cDNA sequence BC023105
900421	-0.1798	0.9980	0.5062	0.3615	1.6215	0.4750	2.3332	0.8521	0.0038	oo+	null	null	null
900707	0.0000	0.0535	0.9956	0.5621	0.1435	0.0745	0.4858	0.0785	0.0132	o++	30058	Timm8a	translocase of inner mitochondrial membrane 8 homolog a (yeast)
901275	0.0000	0.1041	0.9107	0.5846	0.1185	0.0207	-0.7311	0.1048	0.0005	o+	628192	LOC628192	null
901551	0.0000	0.2483	0.7135	0.7609	0.2016	0.0198	1.2338	0.3586	0.0730	o++	null	null	null
901896	0.0000	0.1512	0.8228	1.0601	0.2058	0.0125	1.0271	0.1794	0.0046	o++	631287	LOC631287	null
902049	-0.0453	0.2484	0.6691	0.0450	0.2390	0.6756	1.2826	0.2838	0.0207	oo+	258970	Olfir1242	olfactory receptor 1242
902059	-0.1544	0.1069	0.6209	0.1565	0.1269	0.5981	-0.4811	0.1112	0.0497	oo-	629840 2c	LOC629840 Sfrs3	splicing factor, arginine/serine-rich 3 (SRp20)
902264	-0.3247	0.3463	0.4092	0.3587	0.4816	0.4162	1.1115	0.3596	0.0466	oo+	null	null	null
902773	0.0873	0.1005	0.7903	0.6399	0.1077	0.0016	-0.0916	0.1694	0.6766	o+o	15502	Dnaja1	DnaJ (Hsp40) homolog, subfamily A, member 1
903023	-0.4533	1.4792	0.4559	3.4815	1.1819	0.0140	0.9125	1.9524	0.4171	o+o	258894	Olfir1223	olfactory receptor 1223
903217	0.0000	0.2282	0.7302	0.7148	0.1969	0.0332	0.4830	0.1649	0.0881	o++	280047 3z	LOC280047 LOC3-	null
903569	0.0001	0.1763	0.7862	0.7824	0.1996	0.0310	-0.0001	0.2290	0.7294	o+o	59014	Rrs1	RRS1 ribosome biogenesis regulator homolog (S. cerevisiae)
903737	0.0000	0.0960	0.9276	0.6909	0.1953	0.0799	1.2750	0.1406	0.0001	o++	14776	Gpx2	glutathione peroxidase 2
903754	0.0000	0.4782	0.6151	1.3358	0.3481	0.0008	1.4779	0.3986	0.0139	o++	545244 6c	LOC545244 LOC6-	null
904126	0.0000	0.0971	0.9252	0.3971	0.1481	0.2050	0.6013	0.0792	0.0001	o++	19921	Rpl19	ribosomal protein L19
904145	0.0000	0.3938	0.6389	1.2843	0.2941	0.0006	1.5470	0.3589	0.0122	o++	20195	S100a11	S100 calcium binding protein A11 (calizzarin)
904295	-0.2255	0.4193	0.4849	0.2073	0.3030	0.4959	-1.1515	0.2936	0.0445	oo-	12709	Ckb	creatine kinase, brain
904497	-0.1374	0.1064	0.6603	0.1423	0.1580	0.6022	-0.6293	0.1612	0.0300	oo-	640703 3z	LOC640703 LOC3-	calmodulin 2
904584	0.0000	0.2823	0.6900	-1.2135	0.2380	0.0131	-0.6529	0.2055	0.1111	oo-	12193	Zfp36l2	zinc finger protein 36, C3H type-like 2
904757	0.0775	0.1285	0.7499	-0.0783	0.1434	0.7258	-0.6515	0.1242	0.0116	oo-	72068	Cnot2	CCR4-NOT transcription complex, subunit 2

904816	-0.0796	0.1566	0.7073	1.3060	0.1824	0.0011	0.0777	0.1200	0.7656	o+o	110956	D17H6S56E-5	DNA segment, Chr 17, human D6S56E 5
905191	0.0000	0.2178	0.7398	0.6244	0.1837	0.0495	1.0320	0.2161	0.0089	o++	12424	Cck	cholecystokinin
905471	-0.1782	0.2844	0.5236	2.2619	0.2232	0.0000	0.1788	0.2894	0.5226	o+o	15937	ler3	immediate early response 3
905957	0.0811	0.1549	0.7059	-0.0812	0.1566	0.7037	-0.9978	0.2471	0.0064	oo-	12490	Cd34	CD34 antigen
906572	-0.0486	0.3827	0.6096	1.7588	0.3457	0.0067	0.0474	0.3457	0.6219	o+o	18037	Nfkb2	nuclear factor of kappa light polypeptide gene enhancer in B-cells inhibitor, epsilon
906637	0.0000	0.2941	0.6830	0.7061	0.2621	0.0922	1.0543	0.2208	0.0005	o++	66120	Fkbp11	FK506 binding protein 11
906705	0.1671	0.3731	0.5261	2.0185	0.2699	0.0000	-0.1662	0.3654	0.5274	o+o	83397	Akap12	A kinase (PRKA) anchor protein (gravin) 12
907054	0.0000	0.3409	0.6593	1.7773	0.2564	0.0000	2.7001	0.3882	0.0075	o++	19752	Rnase1	ribonuclease, RNase A family, 1 (pancreatic)
907085	-0.0228	0.6298	0.5784	0.0192	0.4022	0.6240	2.7453	0.4234	0.0011	oo+	93961	B3galt5	UDP-Gal:betaGlcNAc beta 1,3-galactosyltransferase, polypeptide 5
907104	0.0000	0.1695	0.7956	-0.7321	0.1681	0.0213	-0.5099	0.1539	0.0996	o--	19024	Ppfibp2	protein tyrosine phosphatase, receptor-type, F interacting protein, binding protein 2
907300	-0.1723	0.3973	0.5215	1.0292	0.2516	0.0066	0.1554	0.2539	0.5525	o+o	15901	Id1	inhibitor of DNA binding 1
907530	-0.1110	0.1408	0.6717	0.1135	0.1743	0.6367	-0.5859	0.1516	0.0498	oo-	94092	Trim16	tripartite motif protein 16
907810	0.1583	0.5265	0.5231	1.3919	0.3999	0.0110	-0.1538	0.4884	0.5274	o+o	50905	Il17rb	interleukin 17 receptor B
907844	0.0000	0.6441	0.5860	4.7433	0.4638	0.0000	2.0736	0.5517	0.0225	o++	20296	Ccl2	chemokine (C-C motif) ligand 2
907909	-0.1570	0.5209	0.5237	1.6590	0.4593	0.0078	0.1758	0.6652	0.5109	o+o	13609	Edg1	endothelial differentiation sphingolipid G-protein-coupled receptor 1
907925	0.0000	0.2812	0.6907	2.3249	0.4074	0.0253	1.6815	0.3614	0.0289	o++	60440	ligp1	interferon inducible GTPase 1
907985	0.1228	0.2282	0.5945	-1.1340	0.2032	0.0028	-0.1188	0.1796	0.6249	o-o	18426	Ovol1	OVO homolog-like 1 (Drosophila)
908006	0.1247	0.2697	0.5791	-0.1262	0.2861	0.5732	-1.0664	0.3269	0.0380	oo-	26432	Plod2	procollagen lysine, 2-oxoglutarate 5-dioxygenase 2
908253	0.0885	0.1351	0.7208	-0.0897	0.1545	0.6937	-0.8385	0.2060	0.0110	oo-	12825	Col3a1	procollagen, type III, alpha 1
908623	0.0000	0.2273	0.7311	0.8664	0.2371	0.0416	0.9478	0.1652	0.0000	o++	66845	Mrp133	mitochondrial ribosomal protein L33
908632	0.1877	0.1798	0.5229	-0.1862	0.1683	0.5268	-0.8477	0.2058	0.0154	oo-	17919	Myo5b	myosin Vb
908644	0.0000	0.1538	0.8186	0.7601	0.2294	0.0822	1.0162	0.1265	0.0000	o++	76974	1190003J15Rik	RIKEN cDNA 1190003J15 gene
908805	-0.3112	0.5443	0.4455	1.7422	0.4285	0.0092	0.2971	0.4833	0.4465	o+o	12524	Cd86	CD86 antigen
908949	-0.0306	0.2885	0.6601	0.0293	0.2269	0.7016	-0.8072	0.1989	0.0460	oo-	29877 107	Hdgfrp3 Tm6sf1	hepatoma-derived growth factor, related protein 3 transmembrane 6 superfamily member 1
909549	0.0000	0.0854	0.9495	0.7810	0.1041	0.0005	0.6931	0.2055	0.0925	o++	76863	Dcun1d5	DCN1, defective in cullin neddylation 1, domain containing 5 (S. cerevisiae)
909892	-0.0825	0.0884	0.8244	0.0835	0.1061	0.7797	-1.1005	0.1875	0.0000	oo-	208715	Hmgcs1	3-hydroxy-3-methylglutaryl-Coenzyme A synthase 1
909988	0.1117	0.2263	0.6079	-0.1071	0.1647	0.6534	-0.9670	0.1960	0.0071	oo-	17161	Maoa	monoamine oxidase A
910111	-0.2580	0.5839	0.4731	0.2117	0.3221	0.4921	1.0651	0.3592	0.0482	oo+	27053	Asns	asparagine synthetase
910293	0.0468	0.1675	0.7385	-0.0451	0.1127	0.8309	-0.5052	0.1093	0.0455	oo-	66904	Pccb	propionyl Coenzyme A carboxylase, beta polypeptide
910520	-0.1290	0.3334	0.5607	0.1266	0.3070	0.5680	-1.2225	0.3544	0.0343	oo-	15460	Hr	hairless
911303	-0.0997	0.1913	0.6442	-0.7965	0.1910	0.0262	0.1010	0.2102	0.6302	o-o	76967	2700049A03Rik	RIKEN cDNA 2700049A03 gene
911363	-0.0361	0.3964	0.6144	0.0344	0.3301	0.6379	1.6529	0.3117	0.0016	oo+	66183	1110032A04Rik	RIKEN cDNA 1110032A04 gene
911548	-0.2667	0.1556	0.3898	0.2668	0.1561	0.3900	-1.0188	0.2122	0.0026	oo-	18412	Sqstm1	sequestosome 1
911721	0.3242	0.4188	0.4227	1.6247	0.3385	0.0028	-0.3164	0.3856	0.4214	o+o	15370	Nr4a1	nuclear receptor subfamily 4, group A, member 1
912276	-0.0382	0.4694	0.5958	0.0354	0.3631	0.6252	0.8960	0.3217	0.0465	oo+	100198	H6pd	hexose-6-phosphate dehydrogenase (glucose 1-dehydrogenase)
912597	0.0228	0.3094	0.6558	1.8252	0.2891	0.0012	-0.0226	0.2969	0.6622	o+o	19217	Ptger2	prostaglandin E receptor 2 (subtype EP2)
912733	0.0000	0.1350	0.8501	0.8096	0.1065	0.0000	0.8738	0.1720	0.0124	o++	16423	Cd47	CD47 antigen (Rh-related antigen, integrin-associated signal transducer)
912820	0.1429	0.1551	0.6030	0.7206	0.1095	0.0005	-0.1379	0.1026	0.6646	o+o	11468	Actg2	actin, gamma 2, smooth muscle, enteric
912850	0.0000	0.0938	0.9322	-1.0773	0.1681	0.0000	-0.6465	0.1442	0.0103	o--	108902	B3gnt6	UDP-GlcNAc:betaGal beta-1,3-N-acetylglucosaminyltransferase 6
913186	-0.2743	0.2495	0.4213	1.8794	0.2169	0.0000	0.2668	0.2092	0.4159	o+o	72585	Lypd1	Ly6/Plaur domain containing 1
913289	0.0000	0.4570	0.6203	1.6187	0.3414	0.0001	1.7180	0.4702	0.0477	o++	20293	Ccl12	chemokine (C-C motif) ligand 12
913432	0.0240	0.4187	0.6158	0.9891	0.3096	0.0166	-0.0237	0.4042	0.6200	o+o	216858	Kctd11	potassium channel tetramerisation domain containing 11
913499	0.0000	0.2086	0.7489	0.7442	0.1927	0.0293	0.8115	0.1939	0.0184	o++	12955	Cryab	crystallin, alpha B
913539	0.0442	0.2794	0.6516	2.1794	0.1993	0.0000	-0.0419	0.2016	0.7079	o+o	18034	Nfkb2	nuclear factor of kappa light polypeptide gene enhancer in B-cells 2, p49/p100
913567	0.1314	0.1365	0.6398	-0.1300	0.1209	0.6596	-0.6831	0.1338	0.0087	oo-	65113	Ndfip1	Nedd4 family interacting protein 1
913657	-0.0826	0.2423	0.6326	1.7396	0.2313	0.0000	0.0868	0.3125	0.6002	o+o	15476	Hs3st1	heparan sulfate (glucosamine) 3-O-sulfotransferase 1
913884	0.0000	0.4339	0.6265	2.8942	0.3166	0.0000	1.6736	0.3316	0.0001	o++	20295	Ccl17	chemokine (C-C motif) ligand 17
913926	-0.1808	0.2575	0.5233	1.7753	0.3871	0.0391	0.1826	0.2719	0.5202	o+o	229900	9830147J24Rik	RIKEN cDNA 9830147J24 gene
914024	0.4207	0.5050	0.3873	1.9317	0.3746	0.0002	-0.4061	0.4579	0.3840	o+o	20442	St3gal1	ST3 beta-galactoside alpha-2,3-sialyltransferase 1
914048	-0.0598	0.0952	0.8472	0.0618	0.1441	0.7484	-0.5805	0.1468	0.0333	oo-	15486	Hsd17b2	hydroxysteroid (17-beta) dehydrogenase 2
914151	-0.1726	0.2601	0.5320	0.1692	0.2320	0.5398	0.7819	0.2260	0.0425	oo+	100678	Psph	phosphoserine phosphatase
914463	0.0000	0.1984	0.7598	0.5484	0.1815	0.0951	0.7437	0.1509	0.0021	o++	73737	1110008P14Rik	RIKEN cDNA 1110008P14 gene
914475	0.0594	0.1503	0.7445	-0.0593	0.1486	0.7471	0.5038	0.1264	0.0441	oo+	81909	Zfp11	zinc finger like protein 1
914725	-0.2324	0.2249	0.4642	1.1693	0.1971	0.0005	0.2321	0.2232	0.4642	o+o	12457	Ccm4l	CCR4 carbon catabolite repression 4-like (S. cerevisiae)
914782	0.0000	0.4581	0.6201	1.4498	0.3469	0.0010	0.8261	0.3774	0.1130	o++	20128	Trim30	tripartite motif protein 30
914937	0.2222	0.2788	0.4815	1.3970	0.2527	0.0066	-0.2071	0.1777	0.4937	o+o	18033	Nfkb1	nuclear factor of kappa light chain gene enhancer in B-cells 1, p105
915023	0.2749	0.1688	0.3849	0.9877	0.2269	0.0273	-0.2771	0.1806	0.3890	o+o	21923	Tnc	tenascin C
915625	-0.1891	0.2440	0.5157	0.9008	0.1604	0.0004	0.1800	0.1725	0.5371	o+o	20656	Sod2	superoxide dismutase 2, mitochondrial
915752	0.0000	0.5363	0.6030	2.3247	0.3887	0.0000	1.4712	0.6575	0.1676	o++	11839	Areg	amphiregulin
915817	-0.1432	0.1779	0.5908	0.1439	0.1848	0.5865	-0.8845	0.2060	0.0129	oo-	13730	Emp1	epithelial membrane protein 1
915907	0.0000	0.1521	0.8213	0.6286	0.1807	0.0719	0.6247	0.1324	0.0124	o++	73167	3110043J09Rik	RIKEN cDNA 3110043J09 gene
916274	-0.2357	0.2482	0.4630	0.2238	0.1730	0.4658	-2.6922	0.2088	0.0000	oo-	11459	Acta1	actin, alpha 1, skeletal muscle

916575	-0.0724	0.1292	0.7549	0.0744	0.1693	0.6982	0.5244	0.1183	0.0220	oo+	224907	Dus3l	dihydrouridine synthase 3-like (S. cerevisiae)
916661	-0.3086	0.2628	0.3884	0.2915	0.1807	0.3633	1.2520	0.2342	0.0061	oo+	107272	Psat1	phosphoserine aminotransferase 1
916906	0.0000	0.2234	0.7346	2.4351	0.2585	0.0003	0.7210	0.1627	0.0037	o++	17748	Mt1	metallothionein 1
917195	0.0000	0.3222	0.6680	-1.1420	0.3215	0.0398	-1.2506	0.3005	0.0256	o--	100689	Spon2	spondin 2, extracellular matrix protein
917278	-0.2273	0.2663	0.4743	2.3997	0.2527	0.0002	0.2167	0.1967	0.4803	o+o	17748	Mt1	metallothionein 1
917461	-0.2742	0.1919	0.4022	0.2841	0.2435	0.4119	-1.5264	0.3383	0.0015	oo-	22169	Tyki	thymidylate kinase family LPS-inducible member
918168	0.0000	0.1598	0.8095	0.9215	0.1421	0.0003	0.7044	0.2291	0.1002	o++	14261	Fmo1	flavin containing monooxygenase 1
918256	0.0744	0.2420	0.6413	0.6918	0.1533	0.0086	-0.0700	0.1527	0.7229	o+o	12370	Casp8	caspase 8
919030	0.0894	0.1864	0.6633	0.7319	0.1846	0.0250	-0.0918	0.2248	0.6337	o+o	101612	Grwd1	glutamate-rich WD repeat containing 1
919402	-0.1890	0.1180	0.5305	0.2014	0.2092	0.5018	-0.6456	0.1822	0.0451	oo-	12406	Serpinh1	serine (or cysteine) peptidase inhibitor, clade H, member 1
920417	0.0000	0.3903	0.6401	1.0545	0.3155	0.0218	1.0256	0.3464	0.0550	o++	14758	Gpm6b	glycoprotein m6b
920778	0.0000	0.1115	0.8953	2.0362	0.2475	0.0027	1.0713	0.3655	0.1240	o++	223775	Pim3	proviral integration site 3
920975	0.0000	0.2840	0.6890	1.1972	0.2102	0.0000	1.5101	0.2614	0.0014	o++	68774	Ms4a6d	membrane-spanning 4-domains, subfamily A, member 6D
921004	0.0250	0.2432	0.6922	-0.0231	0.1306	0.8272	-0.5877	0.1287	0.0431	oo-	14679	Gnai3	guanine nucleotide binding protein, alpha inhibiting 3
921189	0.1548	0.1050	0.6240	0.6082	0.1452	0.0443	-0.1561	0.1181	0.6076	o+o	75710	Rbm12	RNA binding motif protein 12
921243	0.0320	0.5832	0.5806	4.4574	0.5617	0.0000	-0.0497	1.0913	0.5389	o+o	56066	Cxcl11	chemokine (C-X-C motif) ligand 11
921400	0.0000	0.3897	0.6403	0.9199	0.3441	0.0772	1.1002	0.2891	0.0032	o++	67003	Uqcrc2	ubiquinol cytochrome c reductase core protein 2
921416	-0.0731	0.1244	0.7640	0.6473	0.1269	0.0124	0.0728	0.1166	0.7793	o+o	55942	Sertad1	SERTA domain containing 1
921513	0.1276	0.1095	0.6804	1.6230	0.1241	0.0000	-0.1261	0.0920	0.7152	o+o	54720	Dscr1	Down syndrome critical region homolog 1 (human)
921965	0.0000	0.1023	0.9144	1.4990	0.0956	0.0000	0.9668	0.2569	0.0614	o++	81703	Jundm2	Jun dimerization protein 2
922224	0.1555	1.2873	0.5102	2.0503	1.0296	0.0194	-0.2584	1.6980	0.4908	o+o	15186	Hdc	histidine decarboxylase
922417	-0.1337	0.2859	0.5672	0.1242	0.1809	0.6202	1.2641	0.2830	0.0251	oo+	474145 2E	Dcir2 Clec4a2	C-type lectin domain family 4, member a2
922460	0.1991	0.3429	0.5029	1.1276	0.3163	0.0275	-0.2018	0.3615	0.5007	o+o	16362	Irf1	interferon regulatory factor 1
923025	0.1575	0.2052	0.5615	-0.1664	0.2840	0.5356	-0.8435	0.1970	0.0326	oo-	16790	Anpep	alanyl (membrane) aminopeptidase
923079	-0.0169	0.1219	0.8536	0.0169	0.1250	0.8475	-0.6134	0.1663	0.0365	oo-	227333	Dgkd	diacylglycerol kinase, delta
923224	-0.2584	0.1841	0.4215	0.8192	0.1742	0.0029	0.2757	0.2768	0.4310	o+o	50778	Rgs1	regulator of G-protein signaling 1
923311	0.0724	0.1671	0.7059	-0.0746	0.2116	0.6627	-0.9523	0.2004	0.0078	oo-	12499	Entpd5	ectonucleoside triphosphate diphosphohydrolase 5
923354	0.0733	0.1451	0.7316	-0.6681	0.1459	0.0219	-0.0745	0.1695	0.6997	o--	68778	1110038D17Rik	RIKEN cDNA 1110038D17 gene
923384	0.0000	0.3215	0.6684	-1.1539	0.2729	0.0312	-1.6283	0.2900	0.0074	o--	634336 54	LOC634336 LOC5-	GTPase, very large interferon inducible 1
923660	-0.0521	0.9413	0.5438	2.6213	0.8343	0.0458	0.0617	1.1185	0.5345	o+o	74035	Nol9	nucleolar protein 9
923718	0.1408	0.2912	0.5574	-0.1337	0.2169	0.5854	-1.1479	0.2727	0.0140	oo-	12552	Cdh11	cadherin 11
923767	0.0000	0.1734	0.7903	0.8323	0.1886	0.0205	1.0173	0.1438	0.0000	o++	260345 74	LOC260345 49334	RIKEN cDNA 4933424M23 gene
923823	-0.2137	0.2574	0.4884	0.7232	0.1906	0.0194	0.2086	0.2230	0.4928	o+o	21946	Pglyrp1	peptidoglycan recognition protein 1
924003	0.0746	0.1754	0.6921	-0.0735	0.1538	0.7180	0.6538	0.1659	0.0383	oo+	111175	Pecr	peroxisomal trans-2-enoyl-CoA reductase
924101	0.2684	0.3022	0.4411	-0.2691	0.3060	0.4412	-1.2360	0.2884	0.0210	oo-	76453	Prss23	protease, serine, 23
924107	0.0939	0.1564	0.6842	-0.0941	0.1593	0.6808	0.6295	0.1609	0.0421	oo+	19376	Rab34	RAB34, member of RAS oncogene family
924268	0.0003	0.2304	0.7280	-0.9525	0.2652	0.0296	-0.0003	0.2376	0.7219	o-o	57564	Glyd2	GIY-YIG domain containing 2
924312	-0.2301	1.3984	0.4946	4.1731	0.9456	0.0066	0.1757	1.1469	0.5065	o+o	16193	Il6	interleukin 6
924614	-0.2230	0.3075	0.4824	-1.5412	0.3066	0.0140	0.2360	0.3862	0.4770	o-o	18534	Pck1	phosphoenolpyruvate carboxykinase 1, cytosolic
924680	-0.1880	0.0934	0.5432	0.1881	0.0942	0.5426	-0.9133	0.3096	0.0200	oo-	12818	Col14a1	procollagen, type XIV, alpha 1
924862	-0.1086	0.1783	0.6410	0.1109	0.2083	0.6187	-1.0927	0.2072	0.0032	oo-	11865	Arntl	aryl hydrocarbon receptor nuclear translocator-like
925274	0.0000	0.9894	0.5563	3.5009	0.7142	0.0000	4.5505	0.7758	0.0054	o++	19824	Trim10	tripartite motif protein 10
925379	0.0087	0.1153	0.8773	-0.0086	0.1079	0.8928	-0.8007	0.2885	0.0397	oo-	27383 27C	Akr1c12 Akr1c13	aldo-keto reductase family 1, member C12 aldo-keto reductase family 1, member C13
925458	0.1405	0.1339	0.6270	-0.1440	0.1706	0.5946	0.5678	0.1152	0.0071	oo+	79566	Sh3bp5l	SH3 binding domain protein 5 like
925472	0.0000	0.3030	0.6780	1.6430	0.2392	0.0000	0.7712	0.2397	0.0350	o++	11852	Rhob	ras homolog gene family, member B
925708	0.0000	0.2896	0.6856	1.3790	0.2450	0.0005	1.2448	0.2335	0.0004	o++	66141	Ifitm3	interferon induced transmembrane protein 3
925799	0.1832	0.5113	0.5104	1.1590	0.3761	0.0305	-0.1711	0.4205	0.5204	o+o	57262	Retnla	resistin like alpha
926339	-0.1545	0.3205	0.5417	0.1477	0.2559	0.5596	0.6809	0.2216	0.0476	oo+	14252	Flot2	flotillin 2
926347	0.0000	0.5161	0.6069	2.7420	0.3700	0.0000	2.4636	0.4088	0.0001	o++	21857	Timp1	tissue inhibitor of metalloproteinase 1
926460	-0.1470	0.1872	0.5809	0.1476	0.1927	0.5779	-0.8537	0.1416	0.0073	oo-	22793	Zyx	zyxin
926484	-0.1981	0.3782	0.5034	0.1992	0.3860	0.5026	-1.8650	0.5571	0.0194	oo-	12704	Cit	citron
926795	0.0000	0.6852	0.5810	1.6555	0.5371	0.0187	1.7337	0.6060	0.0642	o++	78910	Asb15	ankyrin repeat and SOCS box-containing protein 15
927124	0.1860	0.2078	0.5220	-0.1837	0.1894	0.5274	-1.0899	0.1620	0.0019	oo-	11732	Ank	progressive ankylosis
927136	0.0323	0.2865	0.6586	-0.0298	0.1727	0.7539	1.2299	0.2011	0.0006	oo+	11363	Acadl	acetyl-Coenzyme A dehydrogenase, long-chain
927195	-0.0980	0.2442	0.6168	0.0957	0.2096	0.6382	-0.7707	0.1917	0.0405	oo-	68279	Mcoln2	mucopolipin 2
927321	-0.1323	0.4166	0.5465	1.1722	0.3057	0.0056	0.1282	0.3730	0.5550	o+o	20723	Serpinb9	serine (or cysteine) peptidase inhibitor, clade B, member 9
927485	0.1373	0.2210	0.5803	0.9897	0.2539	0.0388	-0.1357	0.2035	0.5893	o+o	66136	Znrd1	zinc ribbon domain containing, 1
927537	-0.2442	0.2689	0.4576	1.6017	0.1929	0.0000	0.2371	0.2262	0.4582	o+o	19073	Prg1	proteoglycan 1, secretory granule
927656	0.0000	0.2439	0.7170	0.7016	0.1935	0.0253	0.9615	0.2459	0.0281	o++	66895	1300014 06Rik	RIKEN cDNA 1300014 06 gene
927733	0.0000	0.2308	0.7279	-0.5968	0.2470	0.1405	-1.1828	0.2250	0.0054	o--	100559 11	Ugt2b38 Ugt2b37	UDP glucuronosyltransferase 2 family, polypeptide B38 UDP glucuronosyltransferase 2 family, polypeptide B5
927957	0.0000	0.2499	0.7123	2.8597	0.1884	0.0000	1.1028	0.2069	0.0008	o++	27279	Tnfrsf12a	tumor necrosis factor receptor superfamily, member 12a

928278	-0.1952	0.2151	0.5096	1.6044	0.2994	0.0143	0.1980	0.2361	0.5055	o+o	22040	Trex1	three prime repair exonuclease 1
928299	-0.2401	0.2967	0.4650	0.2279	0.2221	0.4683	1.0085	0.2530	0.0241	oo+	18631	Pex11a	peroxisomal biogenesis factor 11a
928665	0.2023	0.1209	0.5010	-0.2019	0.1174	0.5022	-0.7236	0.2201	0.0309	oo-	170750	Xpnpep1	X-prolyl aminopeptidase (aminopeptidase P) 1, soluble
928853	-0.5576	0.5920	0.3506	0.6147	0.7134	0.3570	3.0464	0.6119	0.0290	oo+	76905	Lrg1	leucine-rich alpha-2-glycoprotein 1
929086	0.0000	0.4214	0.6301	3.1249	0.4744	0.0170	1.7768	0.3408	0.0006	o++	12703	Socs1	suppressor of cytokine signaling 1
929462	-0.2291	0.2575	0.4737	0.2709	0.4840	0.4635	1.5539	0.2812	0.0004	oo+	11808	Apoa4	apolipoprotein A-IV
930132	0.1850	0.1556	0.5314	1.8568	0.1815	0.0000	-0.1856	0.1610	0.5292	o+o	15982	Ifrd1	interferon-related developmental regulator 1
930146	0.2316	0.1825	0.4576	-0.2273	0.1545	0.4575	-0.9489	0.1848	0.0040	oo-	14199	Fhl1	four and a half LIM domains 1
930147	-0.3810	0.1819	0.2643	2.5677	0.1931	0.0000	0.4012	0.2568	0.3083	o+o	23882	Gadd45g	growth arrest and DNA-damage-inducible 45 gamma
930152	-0.5505	0.2288	0.1852	4.7917	0.3371	0.0005	0.6343	0.4242	0.2718	o+o	15945	Cxcl10	chemokine (C-X-C motif) ligand 10
930261	0.0849	0.1687	0.6843	-0.0840	0.1531	0.7029	-0.7475	0.1554	0.0131	oo-	94275	Maged1	melanoma antigen, family D, 1
930640	-0.0320	0.2663	0.6708	-2.1396	0.2766	0.0003	0.0323	0.2783	0.6637	o-o	68010	Bambi	BMP and activin membrane-bound inhibitor, homolog (Xenopus laevis)
930686	0.0017	0.2483	0.7119	0.6934	0.1751	0.0207	-0.0016	0.1809	0.7787	o+o	227737	9130404D14Rik	RIKEN cDNA 9130404D14 gene
930739	0.0000	0.2014	0.7565	0.5976	0.2114	0.1134	1.0395	0.1902	0.0025	o++	50909	C1r	complement component 1, r subcomponent
930776	0.0393	0.1936	0.7208	-0.0413	0.2643	0.6639	-1.0470	0.2872	0.0196	oo-	30045	Dnajc12	DnaJ (Hsp40) homolog, subfamily C, member 12
931097	0.0000	0.1242	0.8701	-0.5535	0.0991	0.0165	-0.5316	0.1846	0.0939	o--	69698	2310046K01Rik	RIKEN cDNA 2310046K01 gene
931234	-0.0686	0.6429	0.5570	1.8495	0.5731	0.0315	0.0740	0.7361	0.5478	o+o	232431	Gprc5a	G protein-coupled receptor, family C, group 5, member A
931422	-0.1397	0.3244	0.5535	3.1527	0.2272	0.0000	0.1354	0.2797	0.5663	o+o	20292	Ccl11	small chemokine (C-C motif) ligand 11
931467	0.1230	0.1663	0.6317	0.8157	0.1616	0.0022	-0.1301	0.2468	0.5815	o+o	12042	Bcl10	B-cell leukemia/lymphoma 10
931864	-0.1517	0.2968	0.5479	0.1416	0.1977	0.5863	1.8671	0.2082	0.0000	oo+	19694	Reg3a	regenerating islet-derived 3 alpha
931987	-0.7416	1.6408	0.4051	0.3768	1.0462	0.4534	4.5915	0.8993	0.0025	oo+	21785	Tff2	trefoil factor 2 (spasmodic protein 1)
932169	-0.0442	0.1270	0.8056	1.6162	0.1381	0.0000	0.0440	0.1205	0.8185	o+o	67603	Dusp6	dual specificity phosphatase 6
932283	0.0000	0.2863	0.6876	0.8825	0.3258	0.1072	1.2851	0.2838	0.0126	o++	68355	2010204K13Rik	RIKEN cDNA 2010204K13 gene
932314	0.0478	0.2730	0.6515	-0.0448	0.1803	0.7257	0.6060	0.1657	0.0275	oo+	69890	Zfp219	zinc finger protein 219
932394	0.0000	0.1207	0.8769	-0.6967	0.2775	0.0735	-0.9890	0.2840	0.0083	o--	547348 62	H2-T3-like LOC637	histocompatibility 2, T region locus 18 histocompatibility 2, T region locus 3
932534	0.0000	0.5259	0.6050	1.3455	0.4022	0.0091	2.7148	0.4173	0.0001	o++	15202	Hemt1	hematopoietic cell transcript 1
932674	0.2311	0.6494	0.4885	-0.1898	0.3935	0.5087	2.3619	0.4217	0.0022	oo+	27273	Pdk4	pyruvate dehydrogenase kinase, isoenzyme 4

**Table S2: Transcriptome analysis of differential gene expression in flagellin-treated gut.**  
Changes in gene expression in time series analysis.

**MOLECULAR FUNCTIONS**

<b>Ontologies</b>	<b>Count</b>	<b>Expected</b>	<b>pValue</b>
Signaling molecule	72	26	7,00E-13
Chemokine	16	1,2	2,50E-11
Oxidoreductase	53	21,9	1,50E-07
Other transcription factor	34	12	1,40E-05
Serine protease inhibitor	13	3	8,60E-04
Defense/immunity protein	37	18,6	1,50E-03
Protease inhibitor	17	4,9	1,80E-03
Transferase	50	28,6	2,00E-03
Cytokine	14	3,5	2,00E-03
Select regulatory molecule	63	39,8	3,90E-03
Oxygenase	17	5,3	4,20E-03
Other cytokine	6	0,7	6,00E-03
Hsp 70 family chaperone	5	0,4	1,20E-02
Miscellaneous function	44	26,8	1,60E-02
Lyase	14	5,6	3,50E-02
Apolipoprotein	6	0,9	4,10E-02
Transcription factor	81	60,1	4,30E-02
Non-motor actin binding protein	14	5,2	4,80E-02



**Table S2: Transcriptome analysis of differential gene expression in flagellin-treated gut.**

Changes in gene expression in time series analysis.

**BIOLOGICAL PROCESSES**

<b>Ontologies</b>	<b>Count</b>	<b>Expected</b>	<b>pValue</b>
Immunity and defense	152	50,1	5,30E-32
Cytokine/chemokine mediated immunity	27	3,4	7,60E-14
Interferon-mediated immunity	24	2,8	9,00E-13
Cytokine and chemokine mediated signaling pathway	35	7,9	4,50E-11
Ligand-mediated signaling	42	12,4	1,20E-09
Steroid metabolism	32	7,8	6,80E-09
Macrophage-mediated immunity	24	4,5	1,00E-08
Signal transduction	188	126,5	3,10E-07
Apoptosis	44	17,4	9,90E-07
Cell proliferation and differentiation	62	30,3	3,30E-06
NF-kappaB cascade	14	2,2	5,70E-06
Steroid hormone metabolism	13	2	1,60E-05
Stress response	24	6,7	1,70E-05
Cell communication	74	39,2	1,80E-05
Cell structure and motility	67	35,8	2,20E-05
Lipid, fatty acid and steroid metabolism	53	26,9	6,90E-05
Intracellular signaling cascade	58	29,3	9,20E-05
Granulocyte-mediated immunity	13	2,3	9,50E-05
Other metabolism	40	18,2	1,10E-04
Amino acid metabolism	23	8	2,20E-04
Developmental processes	105	71,3	7,20E-04
Cell motility	29	11,6	1,00E-03
Electron transport	23	9,6	3,40E-03
Inhibition of apoptosis	16	4,8	4,20E-03
mRNA transcription regulation	69	43,9	6,10E-03
Cholesterol metabolism	10	2,3	7,50E-03
Sensory perception	12	27,4	1,40E-02
Induction of apoptosis	15	4,9	1,80E-02
mRNA transcription	83	56,5	2,00E-02
Neuronal activities	10	23,5	2,70E-02
Other immune and defense	15	5,2	3,30E-02
Fatty acid biosynthesis	6	1	3,30E-02
Carbohydrate metabolism	33	19,4	4,30E-02
Olfaction	4	15,1	4,40E-02
MAPKKK cascade	16	6,4	4,40E-02