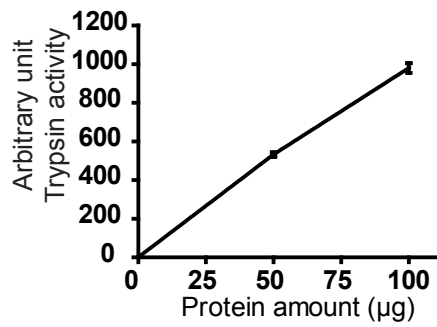
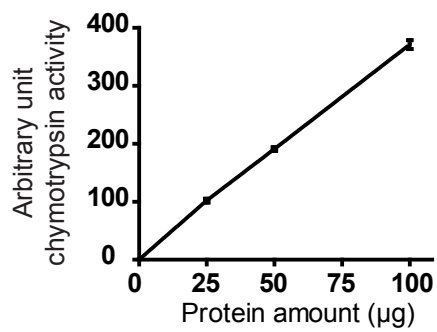


Supplemental Figure 1

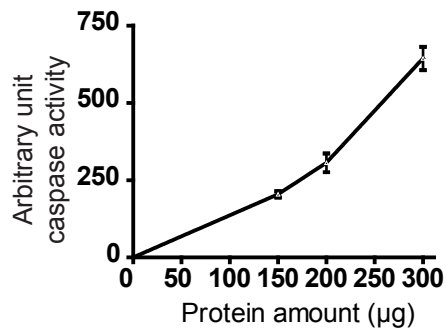
A



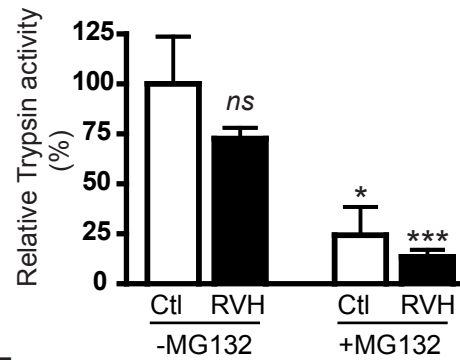
B



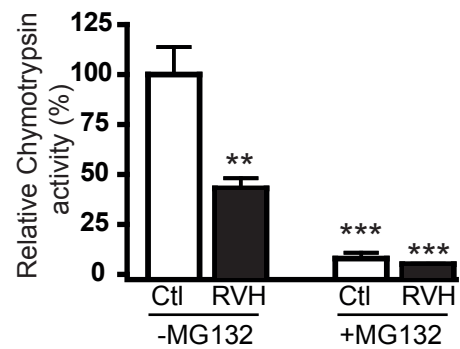
C



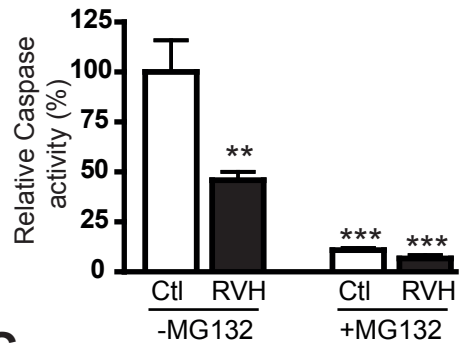
D



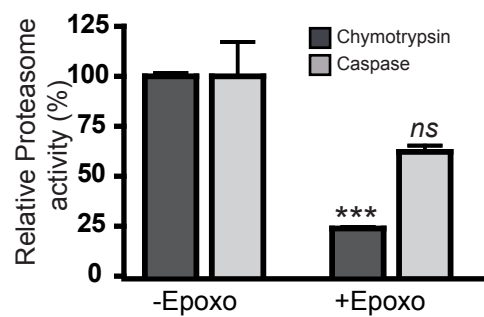
E



F

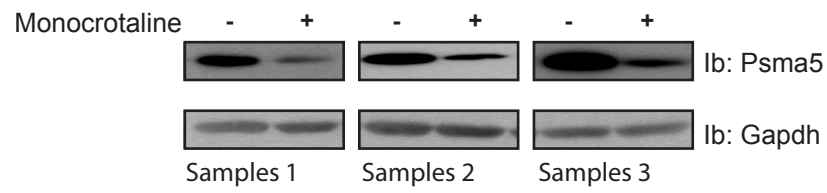


G

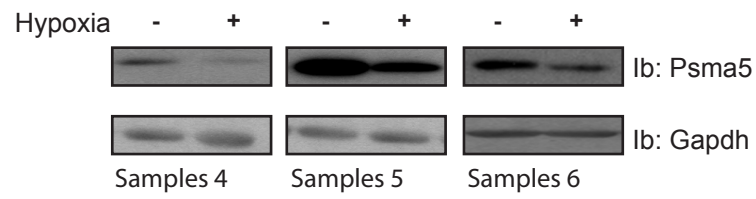


Supplemental Figure 2

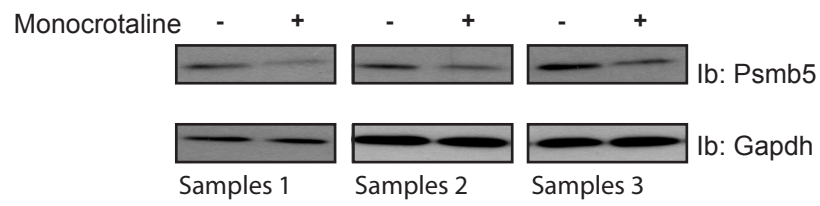
A




B



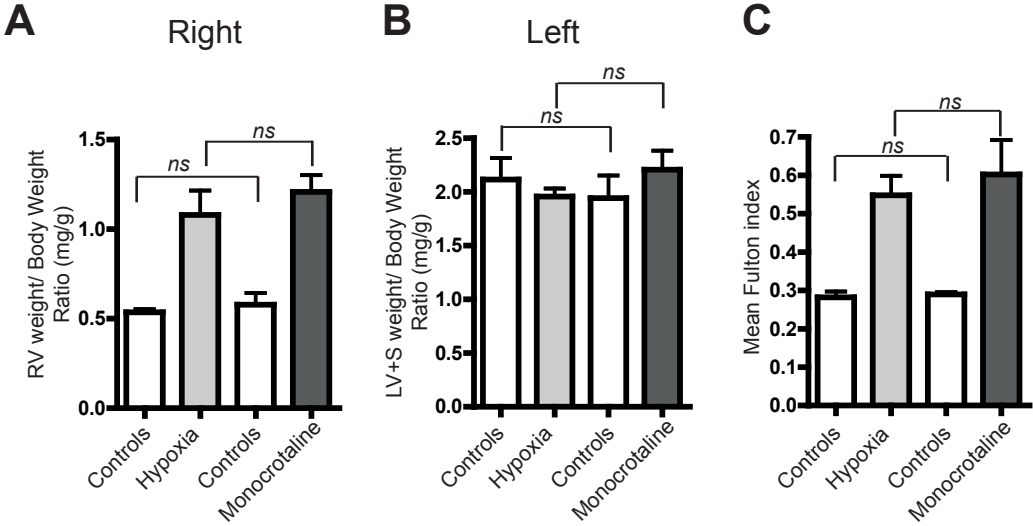
C



D



Supplemental Figure 3



Supplemental Table S1 Primers used for PCR verification (5' - 3')

Gene	Description	Forward	Reverse
Psm1	Proteasome subunit alpha type-1	AATTCTCCACGTTGACAACC	AGACACAAGGCGAGATACGG
Psm2	Proteasome subunit alpha type-2	CGTGGTATTAGCCACTGAGA	CTGCTGAGCAAGTTTCCGAG
Psm4	Proteasome subunit alpha type-4	GGATAAGCACTATGGCTTTC	ACTTCAGAGTCATTTCTCCT
Psm5	Proteasome subunit alpha type-5	CCATAAGCTTGTTCTACGG	ATATGAGCATCAATCTCTAC
Psm7	Proteasome subunit alpha type-7	TCTGTGCTCTGGACGATAAT	GGTGATGTACTIONCACAGTCA
Psm4	Proteasome subunit beta type-4	AGACTATGCTGATTTCCAG	GGTGTTCCACAGAGGGTTCA
Psm5	Proteasome subunit beta type-5	GGTCGCGGCGGCCTCCAA	TCCAGAGATCCTGTTCC
Psm6	Proteasome subunit beta type-6	AGACTGGGAAAACCGAGAAG	GCAGAAGATGTGATCGTGGA
Cast	Calpastatin, variant 1	TGCGCTTTCCAGAGGCTGC	TGTCTCTGACCCTTCTTTGGCT
Serpina3n	Serine protease inhibitor A3n	CTGTCTCTCACACACATGGTCAGCA	ATCCACATGCAGGCTCGGTCTCA
Gapdh	Glyceraldehyde 3-phosphate dehydrogenase	CAGTGCCAGCCTCGTCTCAT	AGGGGCCATCCACAGTCTTC

Table S2 Summary of proteins showing enrichment levels in RHF

Uniprot accession number	Protein description	RV[HF]/RV[Control]	P-value	Peptide count	Peptides used for quantitation
Q6S396	Plectin 10	1,28	1,40E-02	3	3
Q99MZ8	LIM and SH3 domain protein	1,36	2,11E-02	3	3
O35814	Stress-induced-phosphoprotein 1	1,38	1,71E-02	2	2
Q5RKG9	Eukaryotic translation initiation factor 4B	1,47	2,23E-03	2	2
P04692	Tropomyosin alpha-1 chain	1,48	1,74E-02	26	3
D3ZN29	Ahnak protein	1,48	2,13E-02	7	7
P56741	Myosin-binding protein C, cardiac-type	1,5	9,80E-03	4	4
Q99PF5	Far upstream element-binding protein 2	1,53	2,28E-02	4	3
Q32PX7	Far upstream element-binding protein 1	1,54	1,82E-02	4	3
Q6AXS5	Plasminogen activator inhibitor 1 RNA-binding protein	1,55	2,46E-03	5	5
Q66H09	Tetratricopeptide repeat domain 1	1,57	2,58E-03	2	2
Q9QX80	CARG-binding factor A	1,57	9,98E-03	4	3
P18614	Integrin alpha-1	1,59	2,78E-02	2	2
Q66HG9	Mitochondrial antiviral-signaling protein	1,6	8,78E-03	4	4
Q62733	Lamina-associated polypeptide 2, isoform beta	1,63	5,13E-04	2	2
Q68FS4	Cytosol aminopeptidase	1,65	1,64E-02	12	11
B2RZ37	Receptor expression-enhancing protein 5	1,66	1,03E-02	2	2
Q62745	CD81 antigen	1,67	7,64E-03	2	2
Q9JJ54	Heterogeneous nuclear ribonucleoprotein D0	1,67	1,32E-03	4	4
Q92322	Tropomyosin 1, alpha, isoform CRA_a	1,68	3,23E-03	17	3
P19332	Microtubule-associated protein tau	1,72	1,15E-02	7	7
F1LRB1	Tropomyosin beta chain	1,73	4,18E-03	18	3
F1LUA1	Eea1 protein	1,73	1,95E-03	13	13
G3V6P7	Myosin, heavy polypeptide 9, non-muscle	1,74	4,66E-03	10	10
F1LM05	Protein LOC299282	1,76	2,72E-04	5	3
Q3SWT0	Platelet endothelial cell adhesion molecule	1,78	9,97E-03	2	2
Q5M7W5	Microtubule-associated protein 4	1,79	4,88E-03	30	4
P27321	Calpastatin	1,81	5,67E-03	7	6
Q63083	Nucleobindin-1	1,82	5,46E-04	9	8
F1M4V3	Rcsd1 protein	1,83	1,29E-02	3	3
D4A702	Synpo2 protein	1,84	1,18E-02	3	3
Q62736	Non-muscle caldesmon	1,87	1,76E-03	13	10
P09495	Tropomyosin alpha-4 chain	1,88	1,04E-03	17	7
F1LQD6	Non-muscle caldesmon	1,91	2,54E-02	4	2
D4A2G9	RCG36598	1,91	5,28E-03	2	2
D4A925	Uncharacterized protein	1,93	6,68E-04	3	3
Q9EPF2	Cell surface glycoprotein MUC18	1,94	1,11E-03	6	6
P08081	Clathrin light chain A	1,98	6,75E-03	3	3
Q6AYQ4	Transmembrane protein 109	1,98	2,48E-02	3	3
D3ZU20	Similar to putative SH3BGR protein	2,07	2,07E-02	3	3
P09006	Serine protease inhibitor A3N	2,08	1,02E-02	4	2
Q5XIF3	NADH dehydrogenase [ubiquinone] iron-sulfur protein 4, mitochondrial	2,15	2,25E-02	2	2
Q6TXE7	LRRGT00052	2,18	1,70E-02	2	2
B5DFG4	Heat shock 27kD protein family, member 7 (Cardiovascular)	2,22	6,18E-03	5	5
G3V7U2	Microtubule-associated protein 1 A, isoform CRA_c	2,62	3,60E-03	21	20
G3V6S3	RCG28015, isoform CRA_b	2,66	2,79E-04	11	10
Q9JI85	Nucleobindin-2	2,68	1,14E-03	4	4
F1M5X1	Rrbp1 protein	2,74	8,50E-05	13	13
D3ZGE6	Cortactin, isoform CRA_c	2,78	5,17E-03	2	2
F1LRL9	Microtubule-associated protein 1B	3,33	1,94E-03	2	2
P02793	Ferritin light chain 1	3,34	4,08E-05	6	6
D4ACJ5	Xirp1 protein	3,61	1,14E-03	5	5
D3ZZ68	Synpo2I protein	4,43	1,96E-03	2	2
Q9JK11	Reticulon-4	4,68	5,22E-04	14	14
G3V8B0	RCG23467, isoform CRA_a	5,01	2,44E-02	64	11
P13596	Neural cell adhesion molecule 1	12,08	5,06E-03	11	10

RV[HF]/RV[Control] : The ratios RV from RHF animals as compared to RV from control animals are represented.

Peptide Count : Number of different peptides identified across the 12 samples, not to the MS/MS scans.

Thus, each peptide has been found at least one time for each twelve samples tested.

Peptide used for quantitation : Quantitation is only based on specific peptides for the corresponding protein

Table S3 Summary of proteins showing enrichment levels in RHF

Uniprot accession number	Protein description	RV[HF]/RV[Control]	P-value	Peptide count	Peptides used for quantitation
Q6S396	Plectin 10	1,28	1,40E-02	3	3
Q99MZ8	LIM and SH3 domain protein	1,36	2,11E-02	3	3
O35814	Stress-induced-phosphoprotein 1	1,38	1,71E-02	2	2
Q5RKG9	Eukaryotic translation initiation factor 4B	1,47	2,23E-03	2	2
P04692	Tropomyosin alpha-1 chain	1,48	1,74E-02	26	3
D3ZN29	Ahnak protein	1,48	2,13E-02	7	7
P56741	Myosin-binding protein C, cardiac-type	1,5	9,80E-03	4	4
Q99PF5	Far upstream element-binding protein 2	1,53	2,28E-02	4	3
Q32PX7	Far upstream element-binding protein 1	1,54	1,82E-02	4	3
Q6AXS5	Plasminogen activator inhibitor 1 RNA-binding protein	1,55	2,46E-03	5	5
Q66H09	Tetratricopeptide repeat domain 1	1,57	2,58E-03	2	2
Q9QX80	CARG-binding factor A	1,57	9,98E-03	4	3
P18614	Integrin alpha-1	1,59	2,78E-02	2	2
Q66HG9	Mitochondrial antiviral-signaling protein	1,6	8,78E-03	4	4
Q62733	Lamina-associated polypeptide 2, isoform beta	1,63	5,13E-04	2	2
Q68FS4	Cytosol aminopeptidase	1,65	1,64E-02	12	11
B2RZ37	Receptor expression-enhancing protein 5	1,66	1,03E-02	2	2
Q62745	CD81 antigen	1,67	7,64E-03	2	2
Q9JJ54	Heterogeneous nuclear ribonucleoprotein D0	1,67	1,32E-03	4	4
Q923Z2	Tropomyosin 1, alpha, isoform CRA_a	1,68	3,23E-03	17	3
P19332	Microtubule-associated protein tau	1,72	1,15E-02	7	7
F1LRB1	Tropomyosin beta chain	1,73	4,18E-03	18	3
F1LUA1	Eea1 protein	1,73	1,95E-03	13	13
G3V6P7	Myosin, heavy polypeptide 9, non-muscle	1,74	4,66E-03	10	10
F1LM05	Protein LOC299282	1,76	2,72E-04	5	3
Q3SWT0	Platelet endothelial cell adhesion molecule	1,78	9,97E-03	2	2
Q5M7W5	Microtubule-associated protein 4	1,79	4,88E-03	30	4
P27321	Calpastatin	1,81	5,67E-03	7	6
Q63083	Nucleobindin-1	1,82	5,46E-04	9	8
F1M4V3	Rcsd1 protein	1,83	1,29E-02	3	3
D4A702	Synpo2 protein	1,84	1,18E-02	3	3
Q62736	Non-muscle caldesmon	1,87	1,76E-03	13	10
P09495	Tropomyosin alpha-4 chain	1,88	1,04E-03	17	7
F1LQD6	Non-muscle caldesmon	1,91	2,54E-02	4	2
D4A2G9	RCG36598	1,91	5,28E-03	2	2
D4A925	Uncharacterized protein	1,93	6,68E-04	3	3
Q9EPF2	Cell surface glycoprotein MUC18	1,94	1,11E-03	6	6
P08081	Clathrin light chain A	1,98	6,75E-03	3	3
Q6AYQ4	Transmembrane protein 109	1,98	2,48E-02	3	3
D3ZU20	Similar to putative SH3BGR protein	2,07	2,07E-02	3	3
P09006	Serine protease inhibitor A3N	2,08	1,02E-02	4	2
Q5XIF3	NADH dehydrogenase [ubiquinone] iron-sulfur protein 4, mitochondrial	2,15	2,25E-02	2	2
Q6TXE7	LRRGT00052	2,18	1,70E-02	2	2
B5DFG4	Heat shock 27kD protein family, member 7 (Cardiovascular)	2,22	6,18E-03	5	5
G3V7U2	Microtubule-associated protein 1 A, isoform CRA_c	2,62	3,60E-03	21	20
G3V6S3	RCG28015, isoform CRA_b	2,66	2,79E-04	11	10
Q9JI85	Nucleobindin-2	2,68	1,14E-03	4	4
F1M5X1	Rrbp1 protein	2,74	8,50E-05	13	13
D3ZGE6	Cortactin, isoform CRA_c	2,78	5,17E-03	2	2
F1LRL9	Microtubule-associated protein 1B	3,33	1,94E-03	2	2
P02793	Ferritin light chain 1	3,34	4,08E-05	6	6
D4ACJ5	Xirp1 protein	3,61	1,14E-03	5	5
D3ZZ68	Synpo2I protein	4,43	1,96E-03	2	2
Q9JK11	Reticulon-4	4,68	5,22E-04	14	14
G3V8B0	RCG23467, isoform CRA_a	5,01	2,44E-02	64	11
P13596	Neural cell adhesion molecule 1	12,08	5,06E-03	11	10

RV[HF]/RV[Control] : The ratios RV from RHF animals as compared to RV from control animals are represented.

Peptide Count : Number of different peptides identified across the 12 samples, not to the MS/MS scans.

Thus, each peptide has been found at least one time for each twelve samples tested.

Peptide used for quantitation : Quantitation is only based on specific peptides for the corresponding protein

Supplemental Table S5. Parameters of rats controls compared to rats under hypoxia over time

Group (n=6)	Body Weight (g)	RV Weight (mg)	RV/BW (g/kg)	LV + S Weight (mg)	LV /BW (g/kg)	RV /LV+S	RV pressure (mmHg)
Control	233 +/- 9	169 +/- 19	0.72 +/- 0.06	528 +/- 44	2.3 +/- 0.13	0.32 +/- 0.03	22.0 +/- 3.6
Hypoxia 1 week	231 +/- 13	237 +/- 31**	0.98 +/- 0.08***	462 +/- 84	1.9 +/- 0.29	0.52 +/- 0.09***	27.4 +/- 1.6*
Hypoxia 2 weeks	264 +/- 25 *	363 +/- 51***	1.33 +/- 0.18***	626 +/- 94	2.4 +/- 0.59	0.61 +/- 0.09***	30.3 +/- 6.2*
Hypoxia 3 weeks	272 +/- 14***	367 +/- 85***	1.34 +/- 0.28***	571 +/- 76	2.1 +/- 0.21	0.64 +/- 0.10***	31.3 +/- 4.1**
Hypoxia 4 weeks	272 +/- 33*	390 +/- 141**	1.40 +/- 0.38**	602 +/- 182	2.2 +/- 0.39	0.64 +/- 0.09***	40.4 +/- 0.1***

Definition of abbreviations: n = number of animals per group; RV = right ventricular weight; BW = body weight; LV = left ventricular weight; LV +S= left ventricular weight plus septal weight; RV pressure = right ventricular pressure.

All values are means +/- SD.

*p<0.05; **p<0.01 and ***p<0.001 compared with control group.

Supplementary Table S4

Control normoxia animals	Proteins selected
Control without monocrotaline animals	
Hypoxia animals	
Monocrotaline animals	

# Features	Retention time (min)	Charge	m/z	Measured mass	Mass error (u)	Mass error (ppm)	Score	Sequence	Modifications	Accession	Description	Use in quantitation	Fold change RH/CTL	Anova	Maximum CV	Normalized abundance	
																Hypoxia 1	Hypoxia 2
22	49.65	2	743.87	1485.73	0.00	1.27	4.69	LQDAEEAVEAVNAK		G3V885	RCG23609, isoform CRA_a OS=Rattus norvegicus GN=Myh6 PE=4 SV=1 - [G3V885_RAT]	False	0.69	2.48E-02	32	8 907 368	15 398 351
35	57.63	2	575.31	1148.62	-2.01	1742.86	2.86	NALAHALQSAR		G3V885	RCG23609, isoform CRA_a OS=Rattus norvegicus GN=Myh6 PE=4 SV=1 - [G3V885_RAT]	False	0.34	2.44E-02	76	1 533 386	5 866 243
501	60.50	3	384.55	1150.62	0.00	0.04	2.89	NALAHALQSAR		G3V885	RCG23609, isoform CRA_a OS=Rattus norvegicus GN=Myh6 PE=4 SV=1 - [G3V885_RAT]	False	0.74	4.27E-02	30	695 264	1 153 064
43	66.24	2	744.86	1487.70	0.00	1.15	4.64	IEELEEELEAER		G3V885	RCG23609, isoform CRA_a OS=Rattus norvegicus GN=Myh6 PE=4 SV=1 - [G3V885_RAT]	False	0.70	6.43E-03	23	7 758 150	11 378 816
58	62.68	2	749.91	1497.81	0.00	1.45	5.34	IEDEQALALQLQK		G3V885	RCG23609, isoform CRA_a OS=Rattus norvegicus GN=Myh6 PE=4 SV=1 - [G3V885_RAT]	False	0.57	3.53E-04	29	5 234 426	7 041 570
802	62.68	3	500.28	1497.80	0.00	0.24	4.27	IEDEQALALQLQK		G3V885	RCG23609, isoform CRA_a OS=Rattus norvegicus GN=Myh6 PE=4 SV=1 - [G3V885_RAT]	False	0.54	2.77E-03	36	161 934	198 452
60	50.34	2	637.32	1272.63	0.00	0.75	3.81	DTQLQLDDAVR		G3V885	RCG23609, isoform CRA_a OS=Rattus norvegicus GN=Myh6 PE=4 SV=1 - [G3V885_RAT]	False	0.56	1.62E-02	35	3 184 378	5 961 111
70	64.40	2	515.80	1029.58	0.00	0.32	2.88	EALISQLTR		G3V885	RCG23609, isoform CRA_a OS=Rattus norvegicus GN=Myh6 PE=4 SV=1 - [G3V885_RAT]	False	0.70	1.41E-02	29	2 731 972	4 714 666
73	34.19	2	619.79	1237.56	0.00	0.13	3.74	TLEDQANEYR		G3V885	RCG23609, isoform CRA_a OS=Rattus norvegicus GN=Myh6 PE=4 SV=1 - [G3V885_RAT]	False	0.53	3.48E-04	31	2 901 857	3 996 796
92	36.09	2	846.91	1691.81	0.00	1.24	5.89	LEEAGGATSVQIEMNK	[14] Oxidation (M)	G3V885	RCG23609, isoform CRA_a OS=Rattus norvegicus GN=Myh6 PE=4 SV=1 - [G3V885_RAT]	False	0.69	8.24E-03	25	5 788 820	9 519 161
93	26.67	2	565.79	1129.57	0.00	0.75	2.82	LQTENGELAR		G3V885	RCG23609, isoform CRA_a OS=Rattus norvegicus GN=Myh6 PE=4 SV=1 - [G3V885_RAT]	False	0.50	3.71E-04	33	2 015 897	2 549 324
97	96.41	2	714.89	1427.76	0.00	1.20	4.63	NTLLQAELEELR		G3V885	RCG23609, isoform CRA_a OS=Rattus norvegicus GN=Myh6 PE=4 SV=1 - [G3V885_RAT]	False	0.53	1.46E-02	36	4 796 407	8 524 194
110	41.53	2	541.27	1080.52	0.00	0.42	3.14	SLNDFTTQR		G3V885	RCG23609, isoform CRA_a OS=Rattus norvegicus GN=Myh6 PE=4 SV=1 - [G3V885_RAT]	False	0.47	4.03E-04	30	2 121 435	3 188 990
162	33.95	2	502.75	1003.48	0.00	0.58	2.26	ELEELISER		G3V885	RCG23609, isoform CRA_a OS=Rattus norvegicus GN=Myh6 PE=4 SV=1 - [G3V885_RAT]	False	0.67	4.86E-03	25	1 800 647	3 033 240
182	20.85	2	474.73	947.44	0.00	0.83	2.39	TEELEFAK		G3V885	RCG23609, isoform CRA_a OS=Rattus norvegicus GN=Myh6 PE=4 SV=1 - [G3V885_RAT]	False	0.66	1.91E-02	32	1 201 603	2 280 150
183	29.37	2	612.81	1223.61	0.00	0.44	3.14	TKYETDAIQR		G3V885	RCG23609, isoform CRA_a OS=Rattus norvegicus GN=Myh6 PE=4 SV=1 - [G3V885_RAT]	False	0.76	2.63E-02	24	3 882 944	6 373 870
187	78.04	2	623.33	1244.65	0.00	0.86	4.24	DIDDLLETLAK		G3V885	RCG23609, isoform CRA_a OS=Rattus norvegicus GN=Myh6 PE=4 SV=1 - [G3V885_RAT]	False	0.72	7.49E-03	21	2 292 759	3 222 775
191	66.09	2	882.44	1762.87	0.00	1.73	4.88	LELDDVTSNMEQIHK	[10] Oxidation (M)	G3V885	RCG23609, isoform CRA_a OS=Rattus norvegicus GN=Myh6 PE=4 SV=1 - [G3V885_RAT]	False	0.64	1.09E-02	32	3 686 344	5 992 260
194	39.92	2	530.76	1059.51	0.00	0.42	3.29	ANSEVAQWR		G3V885	RCG23609, isoform CRA_a OS=Rattus norvegicus GN=Myh6 PE=4 SV=1 - [G3V885_RAT]	False	0.70	2.92E-02	32	1 313 185	2 402 005
200	69.68	2	919.97	1837.92	0.00	2.30	5.51	DLEEATLQHEATAAALR		G3V885	RCG23609, isoform CRA_a OS=Rattus norvegicus GN=Myh6 PE=4 SV=1 - [G3V885_RAT]	False	0.75	1.36E-02	22	8 601 726	11 175 609
204	92.55	2	874.44	1746.87	0.00	2.06	4.96	LELDDVTSNMEQIHK		G3V885	RCG23609, isoform CRA_a OS=Rattus norvegicus GN=Myh6 PE=4 SV=1 - [G3V885_RAT]	False	0.56	5.24E-03	36	3 647 822	6 287 342
210	75.84	2	859.92	1717.82	0.00	1.79	5.04	LQNEIEDLMVDVER	[9] Oxidation (M)	G3V885	RCG23609, isoform CRA_a OS=Rattus norvegicus GN=Myh6 PE=4 SV=1 - [G3V885_RAT]	False	0.69	3.83E-02	36	4 423 674	7 728 933
211	31.41	2	643.27	1284.52	0.00	0.27	2.85	EQYEEEMEAQ		G3V885	RCG23609, isoform CRA_a OS=Rattus norvegicus GN=Myh6 PE=4 SV=1 - [G3V885_RAT]	False	0.48	7.60E-04	37	855 257	1 512 648
225	106.27	2	980.48	1958.95	0.00	1.91	6.44	NLQEEISDLTEQLGEGGK		G3V885	RCG23609, isoform CRA_a OS=Rattus norvegicus GN=Myh6 PE=4 SV=1 - [G3V885_RAT]	False	0.65	4.04E-02	42	9 738 622	16 315 238
480	106.07	3	653.99	1958.95	0.00	1.09	5.99	NLQEEISDLTEQLGEGGK		G3V885	RCG23609, isoform CRA_a OS=Rattus norvegicus GN=Myh6 PE=4 SV=1 - [G3V885_RAT]	False	0.53	4.76E-02	57	995 151	1 585 074
17848	103.86	2	980.48	1958.94	0.00	0.69	2.51	NLQEEISDLTEQLGEGGK		G3V885	RCG23609, isoform CRA_a OS=Rattus norvegicus GN=Myh6 PE=4 SV=1 - [G3V885_RAT]	False	0.45	1.46E-02	61	6 089	16 062
227	33.56	2	819.37	1636.72	0.00	1.37	4.74	LEDEEMNNAELTAK	[7] Oxidation (M)	G3V885	RCG23609, isoform CRA_a OS=Rattus norvegicus GN=Myh6 PE=4 SV=1 - [G3V885_RAT]	False	0.65	3.87E-03	25	1 887 669	2 934 432
232	23.99	2	772.34	1542.67	0.00	0.59	4.57	YEESQSELESQQK		G3V885	RCG23609, isoform CRA_a OS=Rattus norvegicus GN=Myh6 PE=4 SV=1 - [G3V885_RAT]	False	0.60	3.98E-02	41	887 664	1 940 321
244	113.10	3	738.03	2211.06	0.00	1.57	4.43	LELQSALEEAASLEHEEGK		G3V885	RCG23609, isoform CRA_a OS=Rattus norvegicus GN=Myh6 PE=4 SV=1 - [G3V885_RAT]	False	0.35	2.34E-03	61	7 474 355	9 618 820
2190	113.00	2	1106.54	2211.06	0.01	2.40	5.27	LELQSALEEAASLEHEEGK		G3V885	RCG23609, isoform CRA_a OS=Rattus norvegicus GN=Myh6 PE=4 SV=1 - [G3V885_RAT]	False	0.34	1.57E-03	66	966 177	886 843
248	25.75	2	466.25	930.48	0.00	0.98	3.31	SNAAALADK		G3V885	RCG23609, isoform CRA_a OS=Rattus norvegicus GN=Myh6 PE=4 SV=1 - [G3V885_RAT]	False	0.63	2.95E-02	39	694 829	1 412 947
258	34.29	2	598.28	1194.55	0.00	0.59	3.08	EFDISQQNSK		G3V885	RCG23609, isoform CRA_a OS=Rattus norvegicus GN=Myh6 PE=4 SV=1 - [G3V885_RAT]	False	0.59	2.66E-04	25	1 985 803	2 191 446
264	36.14	3	509.92	1526.74	0.00	0.65	2.41	LSYTQQMEDLKR	[7] Oxidation (M)	G3V885	RCG23609, isoform CRA_a OS=Rattus norvegicus GN=Myh6 PE=4 SV=1 - [G3V885_RAT]	False	0.54	2.56E-04	30	1 101 983	1 604 315
800	36.09	2	764.38	1526.74	0.00	1.18	3.16	LSYTQQMEDLKR	[7] Oxidation (M)	G3V885	RCG23609, isoform CRA_a OS=Rattus norvegicus GN=Myh6 PE=4 SV=1 - [G3V885_RAT]	False	0.55	2.27E-03	38	515 827	799 347
275	80.70	3	632.31	1893.92	0.00	1.02	5.76	HADSVAELGEQIDNLQR		G3V885	RCG23609, isoform CRA_a OS=Rattus norvegicus GN=Myh6 PE=4 SV=1 - [G3V885_RAT]	False	0.65	7.63E-03	30	4 333 022	6 631 279
650	80.75	2	947.97	1893.92	0.00	2.22	6.09	HADSVAELGEQIDNLQR		G3V885	RCG23609, isoform CRA_a OS=Rattus norvegicus GN=Myh6 PE=4 SV=1 - [G3V885_RAT]	False	0.54	2.34E-03	31	2 901 694	4 148 096
7879	62.68	3	632.31	1893.92	0.00	2.10	3.77	HADSVAELGEQIDNLQR		G3V885	RCG23609, isoform CRA_a OS=Rattus norvegicus GN=Myh6 PE=4 SV=1 - [G3V885_RAT]	False	0.61	9.39E-03	36	24 096	48 380
283	17.53	2	651.26	1300.51	0.00	0.52	2.57	EQYEEEMEAQ	[7] Oxidation (M)	G3V885	RCG23609, isoform CRA_a OS=Rattus norvegicus GN=Myh6 PE=4 SV=1 - [G3V885_RAT]	False	0.47	7.41E-04	36	529 028	878 662
301	71.35	3	764.72	2291.12	0.00	1.75	4.66	LTQESIMDLNDKQLQLEEK	[7] Oxidation (M)	G3V885	RCG23609, isoform CRA_a OS=Rattus norvegicus GN=Myh6 PE=4 SV=1 - [G3V885_RAT]	False	0.51	2.20E-04	33	3 875 706	4 601 821
1941	71.35	2	1146.57	2291.12	0.00	1.94	4.28	LTQESIMDLNDKQLQLEEK	[7] Oxidation (M)	G3V885	RCG23609, isoform CRA_a OS=Rattus norvegicus GN=Myh6 PE=4 SV=1 - [G3V885_RAT]	False	0.55	1.44E-03	39	779 818	790 433
311	27.15	3	461.89	1382.66	0.00	0.72	2.04	ELTYQTEDDKK		G3V885	RCG23609, isoform CRA_a OS=Rattus norvegicus GN=Myh6 PE=4 SV=1 - [G3V885_RAT]	False	0.54	1.95E-02	33	527 999	1 073 188
349	27.15	2	692.34	1382.66	0.00	0.69	3.22	ELTYQTEDDKK		G3V885	RCG23609, isoform CRA_a OS=Rattus norvegicus GN=Myh6 PE=4 SV=1 - [G3V885_RAT]	False	0.54	3.32E-02	40	781 460	1 644 268
316	62.88	2	930.45	1858.88	0.00	2.57	5.43	LEQQVDDLEGSLEQEK		G3V885	RCG23609, isoform CRA_a OS=Rattus norvegicus GN=Myh6 PE=4 SV=1 - [G3V885_RAT]	False	0.65	4.95E-03	24	2 726 715	3 915 555
331	102.50	2	851.92	1701.83	0.00	1.84	4.78	LQNEIEDLMVDVER		G3V885	RCG23609, isoform CRA_a OS=Rattus norvegicus GN=Myh6 PE=4 SV=1 - [G3V885_RAT]	False	0.64	3.05E-02	42	2 966 551	5 010 096
348	48.32	2	838.91	1675.81	0.00	1.89	5.98	LEEAGGATSVQIEMNK		G3V885	RCG23609, isoform CRA_a OS=Rattus norvegicus GN=Myh6 PE=4 SV=1 - [G3V885_RAT]	False	0.64	9.62E-03	33	2 292 027	4 081 262
5400	48.32	3	559.61	1675.81	0.00	0.34	3.44	LEEAGGATSVQIEMNK		G3V885	RCG23609, isoform CRA_a OS=Rattus norvegicus GN=Myh6 PE=4 SV=1 - [G3V885_RAT]	False	0.57	3.15E-02	52	16 357	36 511
375	56.39	3	504.59	1510.74	0.00	0.97	3.75	LSYTQQMEDLKR		G3V885	RCG23609, isoform CRA_a OS=Rattus norvegicus GN=Myh6 PE=4 SV=1 - [G3V885_RAT]	False	0.52	7.17E-04	35	1 032 615	1 752 490
1021	56.39	2	756.38	1510.75	0.00	1.65	3.50	LSYTQQMEDLKR		G3V885	RCG23609, isoform CRA_a OS=Rattus norvegicus GN=Myh6 PE=4 SV=1 - [G3V885_RAT]	False	0.45	1.26E-03	42	473 352	687 424
413	25.75	2	498.24	994.47	0.00	1.21	2.64	YETDAIQR		G3V885	RCG23609, isoform CRA_a OS=Rattus norvegicus GN=Myh6 PE=4 SV=1 - [G3V885_RAT]	False	0.58	1.52E-02	37	241 807	532 903
441	47.62	3	713.33	2136.98	0.00	0.98	4.71	KMEGDLNEMEIQLSQANR	[2] Oxidation; (M) [9] Oxidation (M)	G3V885	RCG23609, isoform CRA_a OS=Rattus norvegicus GN=Myh6 PE=4 SV=1 - [G3V885_RAT]	False	0.53	1.85E-02	40	862 287	1 532 141
1877	47.57	2	1069.50	2136.98	0.01	2.59	4.29	KMEGDLNEMEIQLSQANR	[2] Oxidation; (M) [9] Oxidation (M)	G3V885	RCG23609, isoform CRA_a OS=Rattus norvegicus GN=Myh6 PE=4 SV=1 - [G3V885_RAT]	False	0.47	7.03E-03	44	287 153	417 342
453	42.22	3	496.92	1487.73	1.00	675.21	2.65	ELENELEAEQKR		G3V885	RCG23609, isoform CRA_a OS=Rattus norvegicus GN=Myh6 PE=4 SV=1 - [G3V885_RAT]	False	1.61	3.74E-02	42	4 385 956	4 372 711

Supplementary Table S4

Control normoxia animals	Proteins selected
Control without monocrotaline animals	
Hypoxia animals	
Monocrotaline animals	

# Features	Retention time (min)	Charge	m/z	Measured mass	Mass error (u)	Mass error (ppm)	Score	Sequence	Modifications	Accession	Description	Use in quantitation	Fold change RHF/CTL	Anova	Maximum CV	Normalized abundance	
																Hypoxia 1	Hypoxia 2
467	77.09	2	831.92	1661.82	0.00	1.97	4.73	NLTEEMAGLDEIIAK	[6] Oxidation (M)	G3V885	RCG23609, isoform CRA_a OS=Rattus norvegicus GN=Myh6 PE=4 SV=1 - [G3V885_RAT]	False	0.46	1.90E-04	37	1 981 887	2 821 916
13926	58.18	2	831.92	1661.82	0.00	2.16	1.99	NLTEEMAGLDEIIAK	[6] Oxidation (M)	G3V885	RCG23609, isoform CRA_a OS=Rattus norvegicus GN=Myh6 PE=4 SV=1 - [G3V885_RAT]	False	0.50	1.22E-03	43	9 624	5 592
472	80.75	3	759.38	2275.13	0.00	0.52	4.50	LTQESIMDLNDKQLLEEK		G3V885	RCG23609, isoform CRA_a OS=Rattus norvegicus GN=Myh6 PE=4 SV=1 - [G3V885_RAT]	False	0.50	8.08E-04	35	1 989 218	2 503 627
2656	80.75	2	1138.57	2275.13	0.00	2.05	4.20	LTQESIMDLNDKQLLEEK		G3V885	RCG23609, isoform CRA_a OS=Rattus norvegicus GN=Myh6 PE=4 SV=1 - [G3V885_RAT]	False	0.43	6.92E-04	45	378 968	419 655
499	25.03	3	324.85	971.54	0.00	1.22	2.47	VKLEEAQR		G3V885	RCG23609, isoform CRA_a OS=Rattus norvegicus GN=Myh6 PE=4 SV=1 - [G3V885_RAT]	False	0.53	5.10E-04	32	209 960	282 424
542	25.03	2	486.78	971.54	0.00	1.46	2.71	VKLEEAQR		G3V885	RCG23609, isoform CRA_a OS=Rattus norvegicus GN=Myh6 PE=4 SV=1 - [G3V885_RAT]	False	0.58	5.29E-04	26	452 247	655 835
506	15.53	2	416.71	831.40	0.00	1.35	2.32	QLEEEGK		G3V885	RCG23609, isoform CRA_a OS=Rattus norvegicus GN=Myh6 PE=4 SV=1 - [G3V885_RAT]	False	0.54	2.98E-04	29	473 402	818 729
521	105.15	2	823.92	1645.83	0.00	1.92	5.02	NLTEEMAGLDEIIAK		G3V885	RCG23609, isoform CRA_a OS=Rattus norvegicus GN=Myh6 PE=4 SV=1 - [G3V885_RAT]	False	0.48	9.32E-05	29	1 901 336	2 344 821
4681	105.15	3	549.62	1645.82	0.00	0.43	4.88	NLTEEMAGLDEIIAK		G3V885	RCG23609, isoform CRA_a OS=Rattus norvegicus GN=Myh6 PE=4 SV=1 - [G3V885_RAT]	False	0.36	1.73E-03	60	21 618	14 078
529	89.11	3	570.61	1708.80	0.00	0.49	3.15	NAYEESLEHLETFK		G3V885	RCG23609, isoform CRA_a OS=Rattus norvegicus GN=Myh6 PE=4 SV=1 - [G3V885_RAT]	False	0.58	4.41E-02	52	1 068 199	2 297 584
692	89.11	2	855.41	1708.80	0.00	0.95	4.99	NAYEESLEHLETFK		G3V885	RCG23609, isoform CRA_a OS=Rattus norvegicus GN=Myh6 PE=4 SV=1 - [G3V885_RAT]	False	0.62	2.72E-02	41	2 353 586	3 893 600
531	61.74	3	663.33	1986.98	0.00	0.84	4.37	LEQQVDDLEGSLEQEK		G3V885	RCG23609, isoform CRA_a OS=Rattus norvegicus GN=Myh6 PE=4 SV=1 - [G3V885_RAT]	False	0.76	5.40E-03	19	1 444 481	2 105 664
2674	61.74	2	994.50	1986.98	0.00	1.84	4.59	LEQQVDDLEGSLEQEK		G3V885	RCG23609, isoform CRA_a OS=Rattus norvegicus GN=Myh6 PE=4 SV=1 - [G3V885_RAT]	False	0.61	4.13E-03	30	231 441	370 343
608	97.15	4	705.87	2819.43	0.00	1.18	4.11	ALQEAHQALDDLQAEEDKVNLTIK		G3V885	RCG23609, isoform CRA_a OS=Rattus norvegicus GN=Myh6 PE=4 SV=1 - [G3V885_RAT]	True	0.36	2.47E-02	81	4 105 220	5 217 767
1273	97.15	3	940.82	2819.44	0.01	2.16	7.67	ALQEAHQALDDLQAEEDKVNLTIK		G3V885	RCG23609, isoform CRA_a OS=Rattus norvegicus GN=Myh6 PE=4 SV=1 - [G3V885_RAT]	True	0.36	1.55E-02	65	3 101 022	3 110 117
660	50.48	2	811.37	1620.72	0.00	1.79	4.34	LEDEEMNAELTAK		G3V885	RCG23609, isoform CRA_a OS=Rattus norvegicus GN=Myh6 PE=4 SV=1 - [G3V885_RAT]	False	0.64	1.42E-02	35	753 665	1 605 897
673	53.34	2	997.45	1992.89	0.00	2.36	5.18	MEGDLNEMEIQLSQANR	[8] Oxidation (M)	G3V885	RCG23609, isoform CRA_a OS=Rattus norvegicus GN=Myh6 PE=4 SV=1 - [G3V885_RAT]	False	0.47	9.71E-03	44	508 350	1 122 983
687	23.43	3	474.23	1419.65	0.00	0.84	3.44	LAEKDEEMEQAK		G3V885	RCG23609, isoform CRA_a OS=Rattus norvegicus GN=Myh6 PE=4 SV=1 - [G3V885_RAT]	False	0.58	4.65E-02	43	142 824	336 843
1263	23.43	2	710.84	1419.66	0.00	0.27	3.23	LAEKDEEMEQAK		G3V885	RCG23609, isoform CRA_a OS=Rattus norvegicus GN=Myh6 PE=4 SV=1 - [G3V885_RAT]	False	0.55	2.65E-02	46	126 351	363 966
722	84.01	3	696.36	2086.05	0.00	1.98	4.72	VKLEQQVDDLEGSLEQEK		G3V885	RCG23609, isoform CRA_a OS=Rattus norvegicus GN=Myh6 PE=4 SV=1 - [G3V885_RAT]	False	0.74	1.49E-02	20	2 192 898	2 682 549
2268	84.01	2	1044.03	2086.05	0.00	2.00	4.73	VKLEQQVDDLEGSLEQEK		G3V885	RCG23609, isoform CRA_a OS=Rattus norvegicus GN=Myh6 PE=4 SV=1 - [G3V885_RAT]	False	0.61	6.75E-03	26	913 696	917 434
755	73.79	2	989.46	1976.90	0.00	2.11	5.75	MEGDLNEMEIQLSQANR		G3V885	RCG23609, isoform CRA_a OS=Rattus norvegicus GN=Myh6 PE=4 SV=1 - [G3V885_RAT]	False	0.44	6.29E-03	48	463 907	1 050 939
2793	73.79	3	659.97	1976.90	0.00	0.98	4.21	MEGDLNEMEIQLSQANR		G3V885	RCG23609, isoform CRA_a OS=Rattus norvegicus GN=Myh6 PE=4 SV=1 - [G3V885_RAT]	False	0.38	2.27E-02	68	18 446	53 818
777	16.79	2	391.22	780.42	0.00	1.02	2.18	NAQAHLK		G3V885	RCG23609, isoform CRA_a OS=Rattus norvegicus GN=Myh6 PE=4 SV=1 - [G3V885_RAT]	False	0.50	3.24E-03	37	351 361	791 921
782	48.02	2	1005.45	2008.89	0.00	2.04	5.36	MEGDLNEMEIQLSQANR	[1] Oxidation; (M) [8] Oxidation (M)	G3V885	RCG23609, isoform CRA_a OS=Rattus norvegicus GN=Myh6 PE=4 SV=1 - [G3V885_RAT]	False	0.46	1.03E-02	46	475 205	883 866
856	66.19	2	1150.05	2298.08	0.00	1.98	6.27	NDLQLQVQAEQDNLADAEER		G3V885	RCG23609, isoform CRA_a OS=Rattus norvegicus GN=Myh6 PE=4 SV=1 - [G3V885_RAT]	False	0.67	9.77E-03	25	1 061 658	1 908 586
911	23.47	2	434.73	867.45	0.00	0.40	1.65	NVHELEK		G3V885	RCG23609, isoform CRA_a OS=Rattus norvegicus GN=Myh6 PE=4 SV=1 - [G3V885_RAT]	False	0.59	1.42E-02	28	412 058	627 413
939	31.21	2	401.74	801.46	0.00	0.38	2.46	KLEGDLK		G3V885	RCG23609, isoform CRA_a OS=Rattus norvegicus GN=Myh6 PE=4 SV=1 - [G3V885_RAT]	False	0.50	2.26E-02	44	348 623	493 507
1025	15.16	2	718.83	1435.65	0.00	0.61	3.81	LAEKDEEMEQAK	[8] Oxidation (M)	G3V885	RCG23609, isoform CRA_a OS=Rattus norvegicus GN=Myh6 PE=4 SV=1 - [G3V885_RAT]	False	0.58	4.87E-02	42	155 228	387 208
1142	68.88	3	708.00	2120.99	0.00	1.12	4.49	KMEGDLNEMEIQLSQANR	[2] Oxidation (M)	G3V885	RCG23609, isoform CRA_a OS=Rattus norvegicus GN=Myh6 PE=4 SV=1 - [G3V885_RAT]	False	0.49	9.69E-03	45	426 086	765 056
1147	55.50	3	708.00	2120.99	0.00	1.43	3.97	KMEGDLNEMEIQLSQANR	[2] Oxidation (M)	G3V885	RCG23609, isoform CRA_a OS=Rattus norvegicus GN=Myh6 PE=4 SV=1 - [G3V885_RAT]	False	0.59	3.73E-03	28	615 549	761 121
1142	68.88	3	708.00	2120.99	0.00	1.12	4.13	KMEGDLNEMEIQLSQANR	[9] Oxidation (M)	G3V885	RCG23609, isoform CRA_a OS=Rattus norvegicus GN=Myh6 PE=4 SV=1 - [G3V885_RAT]	False	0.49	9.69E-03	45	426 086	765 056
1147	55.50	3	708.00	2120.99	0.00	1.43	4.20	KMEGDLNEMEIQLSQANR	[9] Oxidation (M)	G3V885	RCG23609, isoform CRA_a OS=Rattus norvegicus GN=Myh6 PE=4 SV=1 - [G3V885_RAT]	False	0.59	3.73E-03	28	615 549	761 121
3478	55.45	2	1061.50	2120.99	0.00	2.11	3.67	KMEGDLNEMEIQLSQANR	[9] Oxidation (M)	G3V885	RCG23609, isoform CRA_a OS=Rattus norvegicus GN=Myh6 PE=4 SV=1 - [G3V885_RAT]	False	0.55	1.62E-02	37	208 153	294 438
1222	68.28	2	997.45	1992.89	0.00	2.01	5.37	MEGDLNEMEIQLSQANR	[1] Oxidation (M)	G3V885	RCG23609, isoform CRA_a OS=Rattus norvegicus GN=Myh6 PE=4 SV=1 - [G3V885_RAT]	False	0.52	9.28E-03	39	532 341	907 651
1279	45.76	2	482.26	962.51	0.00	0.27	2.23	MVSLQEK	[1] Oxidation (M)	G3V885	RCG23609, isoform CRA_a OS=Rattus norvegicus GN=Myh6 PE=4 SV=1 - [G3V885_RAT]	False	0.65	4.70E-03	21	178 295	248 839
1358	18.82	2	538.78	1075.54	0.00	1.42	2.45	TELEEAACK		G3V885	RCG23609, isoform CRA_a OS=Rattus norvegicus GN=Myh6 PE=4 SV=1 - [G3V885_RAT]	False	0.64	1.67E-02	37	168 846	308 553
1676	18.30	2	782.88	1563.75	0.00	0.58	3.88	KLAEKDEEMEQAK	[9] Oxidation (M)	G3V885	RCG23609, isoform CRA_a OS=Rattus norvegicus GN=Myh6 PE=4 SV=1 - [G3V885_RAT]	False	0.67	4.19E-02	40	213 235	305 959
1743	58.33	2	678.33	1354.65	0.00	1.31	3.52	LSYQQMEDLK		G3V885	RCG23609, isoform CRA_a OS=Rattus norvegicus GN=Myh6 PE=4 SV=1 - [G3V885_RAT]	False	0.50	1.58E-03	38	118 486	117 363
1770	81.16	3	702.67	2104.99	0.00	1.41	4.34	KMEGDLNEMEIQLSQANR		G3V885	RCG23609, isoform CRA_a OS=Rattus norvegicus GN=Myh6 PE=4 SV=1 - [G3V885_RAT]	False	0.41	4.49E-03	51	229 393	461 920
5516	81.16	2	1053.50	2104.99	0.01	2.50	3.64	KMEGDLNEMEIQLSQANR		G3V885	RCG23609, isoform CRA_a OS=Rattus norvegicus GN=Myh6 PE=4 SV=1 - [G3V885_RAT]	False	0.36	2.82E-02	69	34 540	58 621
1775	28.70	2	332.16	662.31	0.00	0.12	1.80	MDLER		G3V885	RCG23609, isoform CRA_a OS=Rattus norvegicus GN=Myh6 PE=4 SV=1 - [G3V885_RAT]	False	0.66	9.17E-03	29	86 990	166 154
1789	62.88	2	768.37	1534.72	0.00	1.48	3.55	LTQESIMDLNDK		G3V885	RCG23609, isoform CRA_a OS=Rattus norvegicus GN=Myh6 PE=4 SV=1 - [G3V885_RAT]	False	0.56	3.57E-02	43	75 232	220 768
1789	62.88	2	768.37	1534.72	-2.03	1322.29	3.47	AITDAAMMAEELK	[7] Oxidation (M)	G3V885	RCG23609, isoform CRA_a OS=Rattus norvegicus GN=Myh6 PE=4 SV=1 - [G3V885_RAT]	False	0.56	3.57E-02	43	75 232	220 768
1789	62.88	2	768.37	1534.72	-2.03	1322.29	3.39	AITDAAMMAEELK	[8] Oxidation (M)	G3V885	RCG23609, isoform CRA_a OS=Rattus norvegicus GN=Myh6 PE=4 SV=1 - [G3V885_RAT]	False	0.56	3.57E-02	43	75 232	220 768
1807	58.82	2	474.27	946.52	0.00	0.06	2.15	MVSLQEK		G3V885	RCG23609, isoform CRA_a OS=Rattus norvegicus GN=Myh6 PE=4 SV=1 - [G3V885_RAT]	False	0.67	4.86E-03	22	115 205	189 815
1831	37.27	2	686.33	1370.64	0.01	3.66	3.63	LSYQQMEDLK	[7] Oxidation (M)	G3V885	RCG23609, isoform CRA_a OS=Rattus norvegicus GN=Myh6 PE=4 SV=1 - [G3V885_RAT]	False	0.55	4.04E-03	28	135 793	140 347
2408	43.00	2	436.21	870.40	0.00	0.17	2.48	HDCDLLR		G3V885	RCG23609, isoform CRA_a OS=Rattus norvegicus GN=Myh6 PE=4 SV=1 - [G3V885_RAT]	False	0.71	4.30E-02	34	70 677	156 046
2522	105.15	3	528.96	1583.86	0.00	0.02	5.45	RNTLLQAELEELR		G3V885	RCG23609, isoform CRA_a OS=Rattus norvegicus GN=Myh6 PE=4 SV=1 - [G3V885_RAT]	False	0.46	4.99E-03	44	211 486	325 189
4614	105.15	2	792.94	1583.87	0.00	1.63	3.95	RNTLLQAELEELR		G3V885	RCG23609, isoform CRA_a OS=Rattus norvegicus GN=Myh6 PE=4 SV=1 - [G3V885_RAT]	False	0.41	5.80E-03	54	167 693	201 410
2916	22.36	2	437.26	872.50	0.00	0.02	2.45	KQLEVEK		G3V885</							

Supplementary Table S4

Control normoxia animals	Proteins selected
Control without monocrotaline animals	
Hypoxia animals	
Monocrotaline animals	

# Features	Retention time (min)	Charge	m/z	Measured mass	Mass error (u)	Mass error (ppm)	Score	Sequence	Modifications	Accession	Description	Use in quantitation	Fold change RHF/CTL	Anova	Maximum CV	Normalized abundance	
																Hypoxia 1	Hypoxia 2
2976	86.81	3	739.05	2214.14	0.00	1.34	4.61	VKLEQQVDDLEGSLEQEK		G3V885	RCG23609, isoform CRA_a OS=Rattus norvegicus GN=Myh6 PE=4 SV=1 - [G3V885_RAT]	False	0.59	6.18E-03	25	899 044	1 013 977
5191	93.26	3	739.05	2214.14	0.00	0.32	1.80	VKLEQQVDDLEGSLEQEK		G3V885	RCG23609, isoform CRA_a OS=Rattus norvegicus GN=Myh6 PE=4 SV=1 - [G3V885_RAT]	False	1.99	1.64E-02	79	287 524	319 222
3242	77.29	3	665.68	1994.02	0.00	0.88	3.97	RDLEEATLQHEATAAALR		G3V885	RCG23609, isoform CRA_a OS=Rattus norvegicus GN=Myh6 PE=4 SV=1 - [G3V885_RAT]	False	0.52	6.52E-03	40	368 807	547 877
3371	13.47	2	429.74	857.47	0.00	2.25	1.76	LKENQAR		G3V885	RCG23609, isoform CRA_a OS=Rattus norvegicus GN=Myh6 PE=4 SV=1 - [G3V885_RAT]	False	0.47	3.58E-04	41	53 050	88 379
3481	30.09	2	380.22	758.42	0.00	0.15	1.53	LQLEEK		G3V885	RCG23609, isoform CRA_a OS=Rattus norvegicus GN=Myh6 PE=4 SV=1 - [G3V885_RAT]	False	0.38	1.32E-04	34	13 398	27 276
5091	55.30	3	718.01	2151.01	0.00	1.63	4.65	ALQEAHQALDDLQAEEDK		G3V885	RCG23609, isoform CRA_a OS=Rattus norvegicus GN=Myh6 PE=4 SV=1 - [G3V885_RAT]	False	0.43	9.79E-03	49	15 417	48 440
5231	33.70	3	607.64	1819.90	0.00	0.38	1.64	LEEAGGATSVQIEMNKK	[14] Oxidation (M)	G3V885	RCG23609, isoform CRA_a OS=Rattus norvegicus GN=Myh6 PE=4 SV=1 - [G3V885_RAT]	False	0.72	5.81E-03	18	32 373	42 704
5900	89.21	2	1128.06	2254.11	0.01	2.24	3.88	SEFKLELDDVTSNMEIQIK	[14] Oxidation (M)	G3V885	RCG23609, isoform CRA_a OS=Rattus norvegicus GN=Myh6 PE=4 SV=1 - [G3V885_RAT]	False	0.62	2.73E-02	29	251 784	285 913
9080	14.33	2	665.31	1328.60	0.00	0.94	1.95	EDQVMQNPCK	[5] Oxidation (M)	G3V885	RCG23609, isoform CRA_a OS=Rattus norvegicus GN=Myh6 PE=4 SV=1 - [G3V885_RAT]	False	0.55	2.08E-03	24	10 212	19 187
11545	77.74	4	563.28	2249.08	0.00	0.87	3.24	KKMEGLDNEMEIQLSQANR	[10] Oxidation (M)	G3V885	RCG23609, isoform CRA_a OS=Rattus norvegicus GN=Myh6 PE=4 SV=1 - [G3V885_RAT]	False	0.22	5.85E-03	61	8 437	19 852
11545	77.74	4	563.28	2249.08	0.00	0.87	3.21	KKMEGLDNEMEIQLSQANR	[3] Oxidation (M)	G3V885	RCG23609, isoform CRA_a OS=Rattus norvegicus GN=Myh6 PE=4 SV=1 - [G3V885_RAT]	False	0.22	5.85E-03	61	8 437	19 852
12096	93.50	4	506.51	2022.01	0.00	1.86	3.51	KHADSVAELEQIDNLR		G3V885	RCG23609, isoform CRA_a OS=Rattus norvegicus GN=Myh6 PE=4 SV=1 - [G3V885_RAT]	False	0.60	1.08E-02	36	56 219	73 268
12225	76.25	2	687.38	1372.75	0.00	0.39	3.44	KDIDDELTLAK		G3V885	RCG23609, isoform CRA_a OS=Rattus norvegicus GN=Myh6 PE=4 SV=1 - [G3V885_RAT]	False	0.31	1.56E-03	68	24 155	8 344
13829	108.01	4	737.89	2947.53	0.00	1.69	3.15	KALQEAHQALDDLQAEEDKNTLIK		G3V885	RCG23609, isoform CRA_a OS=Rattus norvegicus GN=Myh6 PE=4 SV=1 - [G3V885_RAT]	True	0.08	2.85E-03	195	7 336	10 220
22	49.65	2	743.87	1485.73	0.00	1.27	4.69	LQDAEEAVEAVNAK		G3V880	RCG23467, isoform CRA_a OS=Rattus norvegicus GN=Myh7 PE=4 SV=1 - [G3V880_RAT]	False	0.69	2.48E-02	32	8 907 368	15 398 351
35	57.63	2	575.31	1148.62	-2.01	1742.86	2.86	NALAHALQSAR		G3V880	RCG23467, isoform CRA_a OS=Rattus norvegicus GN=Myh7 PE=4 SV=1 - [G3V880_RAT]	False	0.34	2.44E-02	76	1 533 386	5 866 243
501	60.50	3	384.55	1150.62	0.00	0.04	2.89	NALAHALQSAR		G3V880	RCG23467, isoform CRA_a OS=Rattus norvegicus GN=Myh7 PE=4 SV=1 - [G3V880_RAT]	False	0.74	4.27E-02	30	695 264	1 153 064
43	66.24	2	744.86	1487.70	0.00	1.15	4.64	IEELEEEEAER		G3V880	RCG23467, isoform CRA_a OS=Rattus norvegicus GN=Myh7 PE=4 SV=1 - [G3V880_RAT]	False	0.70	6.43E-03	23	7 758 150	11 378 816
60	50.34	2	637.32	1272.63	0.00	0.75	3.81	DTQIQDDAVR		G3V880	RCG23467, isoform CRA_a OS=Rattus norvegicus GN=Myh7 PE=4 SV=1 - [G3V880_RAT]	False	0.56	1.62E-02	35	3 184 378	5 961 111
70	64.40	2	515.80	1029.58	0.00	0.32	2.88	EALISQLTR		G3V880	RCG23467, isoform CRA_a OS=Rattus norvegicus GN=Myh7 PE=4 SV=1 - [G3V880_RAT]	False	0.70	1.41E-02	29	2 731 972	4 714 666
92	36.09	2	846.91	1691.81	0.00	1.24	5.89	LEEAGGATSVQIEMNKK	[14] Oxidation (M)	G3V880	RCG23467, isoform CRA_a OS=Rattus norvegicus GN=Myh7 PE=4 SV=1 - [G3V880_RAT]	False	0.69	8.24E-03	25	5 788 820	9 519 161
162	33.95	2	502.75	1003.48	0.00	0.58	2.26	ELEEISER		G3V880	RCG23467, isoform CRA_a OS=Rattus norvegicus GN=Myh7 PE=4 SV=1 - [G3V880_RAT]	False	0.67	4.86E-03	25	1 800 647	3 033 245
182	20.85	2	474.73	947.44	0.00	0.83	2.39	TEELEAK		G3V880	RCG23467, isoform CRA_a OS=Rattus norvegicus GN=Myh7 PE=4 SV=1 - [G3V880_RAT]	False	0.66	1.91E-02	32	1 201 603	2 280 150
183	29.37	2	612.81	1223.61	0.00	0.44	3.14	TKYETDAIQR		G3V880	RCG23467, isoform CRA_a OS=Rattus norvegicus GN=Myh7 PE=4 SV=1 - [G3V880_RAT]	False	0.76	2.63E-02	24	3 882 944	6 373 870
187	78.04	2	623.33	1244.65	0.00	0.86	4.24	DIDDELTLAK		G3V880	RCG23467, isoform CRA_a OS=Rattus norvegicus GN=Myh7 PE=4 SV=1 - [G3V880_RAT]	False	0.72	7.49E-03	21	2 292 759	3 222 775
191	66.09	2	882.44	1762.87	0.00	1.73	4.88	LELDDVTSNMEIQIK	[10] Oxidation (M)	G3V880	RCG23467, isoform CRA_a OS=Rattus norvegicus GN=Myh7 PE=4 SV=1 - [G3V880_RAT]	False	0.64	1.09E-02	32	3 686 344	5 992 260
194	39.92	2	530.76	1059.51	0.00	4.32	3.29	ANSEVAQWR		G3V880	RCG23467, isoform CRA_a OS=Rattus norvegicus GN=Myh7 PE=4 SV=1 - [G3V880_RAT]	False	0.70	2.92E-02	32	1 313 185	2 402 005
200	69.68	2	919.97	1837.92	0.00	2.30	5.51	DLEEATLQHEATAAALR		G3V880	RCG23467, isoform CRA_a OS=Rattus norvegicus GN=Myh7 PE=4 SV=1 - [G3V880_RAT]	False	0.75	1.36E-02	22	8 601 726	11 175 609
204	92.55	2	874.44	1746.87	0.00	2.06	4.96	LELDDVTSNMEIQIK		G3V880	RCG23467, isoform CRA_a OS=Rattus norvegicus GN=Myh7 PE=4 SV=1 - [G3V880_RAT]	False	0.56	5.24E-03	36	3 647 822	6 287 342
210	75.84	2	859.92	1717.82	0.00	1.79	5.04	LQNEIEDLMVDVER	[9] Oxidation (M)	G3V880	RCG23467, isoform CRA_a OS=Rattus norvegicus GN=Myh7 PE=4 SV=1 - [G3V880_RAT]	False	0.69	3.83E-02	36	4 423 674	7 728 933
225	106.27	2	980.48	1958.95	-2.01	1025.97	6.96	NLQEEISDLTEQLGSGTK		G3V880	RCG23467, isoform CRA_a OS=Rattus norvegicus GN=Myh7 PE=4 SV=1 - [G3V880_RAT]	False	0.65	4.04E-02	42	9 738 622	16 315 238
480	106.07	3	653.99	1958.95	-2.01	1026.79	5.73	NLQEEISDLTEQLGSGTK		G3V880	RCG23467, isoform CRA_a OS=Rattus norvegicus GN=Myh7 PE=4 SV=1 - [G3V880_RAT]	False	0.53	4.76E-02	57	995 151	1 585 074
227	33.56	2	819.37	1636.72	0.00	1.37	4.74	LEDEEEMNAELTAK	[7] Oxidation (M)	G3V880	RCG23467, isoform CRA_a OS=Rattus norvegicus GN=Myh7 PE=4 SV=1 - [G3V880_RAT]	False	0.65	3.87E-03	25	1 887 669	2 934 432
232	23.99	2	772.34	1542.67	0.00	0.59	4.57	YEESQSELESSQK		G3V880	RCG23467, isoform CRA_a OS=Rattus norvegicus GN=Myh7 PE=4 SV=1 - [G3V880_RAT]	False	0.60	3.98E-02	41	887 664	1 940 321
244	113.10	3	738.03	2211.06	0.00	1.57	4.43	LELQSALEEAASLEHEEGK		G3V880	RCG23467, isoform CRA_a OS=Rattus norvegicus GN=Myh7 PE=4 SV=1 - [G3V880_RAT]	False	0.35	2.34E-03	61	7 474 355	9 618 820
2190	113.00	2	1106.54	2211.06	0.01	2.40	5.27	LELQSALEEAASLEHEEGK		G3V880	RCG23467, isoform CRA_a OS=Rattus norvegicus GN=Myh7 PE=4 SV=1 - [G3V880_RAT]	False	0.34	1.57E-03	66	966 177	886 843
248	25.75	2	466.25	930.48	0.00	0.98	3.31	SNAAAAALDK		G3V880	RCG23467, isoform CRA_a OS=Rattus norvegicus GN=Myh7 PE=4 SV=1 - [G3V880_RAT]	False	0.63	2.95E-02	39	694 829	1 412 947
275	80.70	3	632.31	1893.92	0.00	1.02	5.76	HADSVAELEQIDNLR		G3V880	RCG23467, isoform CRA_a OS=Rattus norvegicus GN=Myh7 PE=4 SV=1 - [G3V880_RAT]	False	0.65	7.63E-03	30	4 333 022	6 631 279
650	80.75	2	947.97	1893.92	0.00	2.22	6.09	HADSVAELEQIDNLR		G3V880	RCG23467, isoform CRA_a OS=Rattus norvegicus GN=Myh7 PE=4 SV=1 - [G3V880_RAT]	False	0.54	2.34E-03	31	2 901 694	4 148 090
7879	62.68	3	632.31	1893.92	0.00	2.10	3.77	HADSVAELEQIDNLR		G3V880	RCG23467, isoform CRA_a OS=Rattus norvegicus GN=Myh7 PE=4 SV=1 - [G3V880_RAT]	False	0.61	9.39E-03	36	24 096	48 380
316	62.88	2	930.45	1858.88	0.00	2.57	5.43	LEQQVDDLEGSLEQEK		G3V880	RCG23467, isoform CRA_a OS=Rattus norvegicus GN=Myh7 PE=4 SV=1 - [G3V880_RAT]	False	0.65	4.95E-03	24	2 726 715	3 915 555
331	102.50	2	851.92	1701.83	0.00	1.84	4.78	LQNEIEDLMVDVER		G3V880	RCG23467, isoform CRA_a OS=Rattus norvegicus GN=Myh7 PE=4 SV=1 - [G3V880_RAT]	False	0.64	3.05E-02	42	2 966 551	5 010 096
348	48.32	2	838.91	1675.81	0.00	1.89	5.98	LEEAGGATSVQIEMNKK		G3V880	RCG23467, isoform CRA_a OS=Rattus norvegicus GN=Myh7 PE=4 SV=1 - [G3V880_RAT]	False	0.64	9.62E-03	33	2 292 027	4 081 262
5400	48.32	3	559.61	1675.81	0.00	0.34	3.44	LEEAGGATSVQIEMNKK		G3V880	RCG23467, isoform CRA_a OS=Rattus norvegicus GN=Myh7 PE=4 SV=1 - [G3V880_RAT]	False	0.57	3.15E-02	52	16 357	36 511
413	25.75	2	498.24	994.47	0.00	1.21	2.64	YETDAIQR		G3V880	RCG23467, isoform CRA_a OS=Rattus norvegicus GN=Myh7 PE=4 SV=1 - [G3V880_RAT]	False	0.58	1.52E-02	37	241 087	532 903
453	42.22	3	496.92	1487.73	1.00	675.21	2.65	ELENELEAQEK		G3V880	RCG23467, isoform CRA_a OS=Rattus norvegicus GN=Myh7 PE=4 SV=1 - [G3V880_RAT]	False	1.61	3.74E-02	42	4 385 956	4 372 711
529	89.11	3	570.61	1708.80	0.00	0.49	3.15	NAYEESLEHLETFK		G3V880	RCG23467, isoform CRA_a OS=Rattus norvegicus GN=Myh7 PE=4 SV=1 - [G3V880_RAT]	False	0.58	4.41E-02	52	1 068 199	2 297 854
692	89.11	2	855.41	1708.80	0.00	0.95	4.99	NAYEESLEHLETFK		G3V880	RCG23467, isoform CRA_a OS=Rattus norvegicus GN=Myh7 PE=4 SV=1 - [G3V880_RAT]	False	0.62	2.72E-02	41	2 353 586	3 893 600
531	61.74	3	663.33	1986.98	0.00	0.84	4.37	LEQQVDDLEGSLEQEK		G3V880	RCG23467, isoform CRA_a OS=Rattus norvegicus GN=Myh7 PE=4 SV=1 - [G3V880_RAT]	False	0.76	5.40E-03	19	1 444 481	2 105 664
2674	61.74	2	994.50	1986.98	0.00	1.84	4.59	LEQQVDDLEGSLEQEK		G3V880	RCG23467, isoform CRA_a OS=Rattus norvegicus GN=Myh7 PE=4 SV=1 - [G3V880_RAT]	False	0.61	4.13E-03	30	231 441	370 343
660	50.48	2	811.37	1620.72	0.00	1.79	4.34	LEDEEEMNAELTAK		G3V880	RCG23467, isoform CRA_a OS=Rattus norvegicus GN=Myh7 PE=4 SV=1 - [G3V880_RAT]	False	0.64	1.42E-02	35	753 665	1 605 897
687	23.43	3	474.23	1419.65	0.00	0.84	3.44	LAEKDEEMEQAK		G3V880	RCG23467, isoform CRA_a OS=Rattus norvegicus GN=Myh7 PE=4 SV=1 - [G3V880_RAT]	False	0.58	4.65E-02	43	142 824	336 843

Supplementary Table S4

Control normoxia animals	Proteins selected
Control without monocrotaline animals	
Hypoxia animals	
Monocrotaline animals	

# Features	Retention time (min)	Charge	m/z	Measured mass	Mass error (u)	Mass error (ppm)	Score	Sequence	Modifications	Accession	Description	Use in quantitation	Fold change RHF/CTL	Anova	Maximum CV	Normalized abundance	
																Hypoxia 1	Hypoxia 2
1263	23.43	2	710.84	1419.66	0.00	0.27	3.23	LAEKDEEMEQAK		G3V8B0	RCG23467, isoform CRA_a OS=Rattus norvegicus GN=Myh7 PE=4 SV=1 - [G3V8B0_RAT]	False	0.55	2.65E-02	46	126 351	363 966
722	84.01	3	696.36	2086.05	0.00	1.98	4.72	VKLEQQVDDLEGSLEQEK		G3V8B0	RCG23467, isoform CRA_a OS=Rattus norvegicus GN=Myh7 PE=4 SV=1 - [G3V8B0_RAT]	False	0.74	1.49E-02	20	2 192 898	2 682 549
2268	84.01	2	1044.03	2086.05	0.00	2.00	4.73	VKLEQQVDDLEGSLEQEK		G3V8B0	RCG23467, isoform CRA_a OS=Rattus norvegicus GN=Myh7 PE=4 SV=1 - [G3V8B0_RAT]	False	0.61	6.75E-03	26	913 696	917 434
792	25.37	2	573.79	1145.57	0.00	0.59	2.46	LQNTENGELSR		G3V8B0	RCG23467, isoform CRA_a OS=Rattus norvegicus GN=Myh7 PE=4 SV=1 - [G3V8B0_RAT]	False	4.63	3.18E-02	71	934 839	1 900 520
856	66.19	2	1150.05	2298.08	0.00	1.98	6.27	NDLQLVQAEQADLNDAEER		G3V8B0	RCG23467, isoform CRA_a OS=Rattus norvegicus GN=Myh7 PE=4 SV=1 - [G3V8B0_RAT]	False	0.67	9.77E-03	25	1 061 658	1 908 586
888	98.25	2	721.39	1440.76	0.00	1.15	4.18	NNLLQAELEELR		G3V8B0	RCG23467, isoform CRA_a OS=Rattus norvegicus GN=Myh7 PE=4 SV=1 - [G3V8B0_RAT]	True	4.96	4.44E-02	78	1 546 384	3 661 702
939	31.21	2	401.74	801.46	0.00	0.38	2.46	KLEGGDLK		G3V8B0	RCG23467, isoform CRA_a OS=Rattus norvegicus GN=Myh7 PE=4 SV=1 - [G3V8B0_RAT]	False	0.50	2.26E-02	44	348 623	493 507
1025	15.16	2	718.83	1435.65	0.00	0.61	3.81	LAEKDEEMEQAK	[8] Oxidation (M)	G3V8B0	RCG23467, isoform CRA_a OS=Rattus norvegicus GN=Myh7 PE=4 SV=1 - [G3V8B0_RAT]	False	0.58	4.87E-02	42	155 228	387 208
1187	67.29	2	581.80	1162.58	0.00	1.17	3.65	DFELNALNAR		G3V8B0	RCG23467, isoform CRA_a OS=Rattus norvegicus GN=Myh7 PE=4 SV=1 - [G3V8B0_RAT]	True	4.56	3.45E-02	71	481 127	881 024
1279	45.76	2	482.26	962.51	0.00	0.27	2.23	MVSLLLQEK	[1] Oxidation (M)	G3V8B0	RCG23467, isoform CRA_a OS=Rattus norvegicus GN=Myh7 PE=4 SV=1 - [G3V8B0_RAT]	False	0.65	4.70E-03	21	178 295	248 839
1358	18.82	2	538.78	1075.54	0.00	1.42	2.45	TEELEAAK		G3V8B0	RCG23467, isoform CRA_a OS=Rattus norvegicus GN=Myh7 PE=4 SV=1 - [G3V8B0_RAT]	False	0.64	1.67E-02	37	168 846	308 553
1380	60.55	3	774.37	2320.09	0.00	1.44	3.79	LTQESIMDLENDKQLDER	[7] Oxidation (M)	G3V8B0	RCG23467, isoform CRA_a OS=Rattus norvegicus GN=Myh7 PE=4 SV=1 - [G3V8B0_RAT]	True	4.38	1.74E-02	66	1 776 854	2 788 178
9137	60.50	2	1161.05	2320.09	0.00	1.61	2.63	LTQESIMDLENDKQLDER	[7] Oxidation (M)	G3V8B0	RCG23467, isoform CRA_a OS=Rattus norvegicus GN=Myh7 PE=4 SV=1 - [G3V8B0_RAT]	True	9.48	3.09E-02	73	201 748	286 539
1676	18.30	2	782.88	1563.75	0.00	0.58	3.88	KLAEKDEEMEQAK	[9] Oxidation (M)	G3V8B0	RCG23467, isoform CRA_a OS=Rattus norvegicus GN=Myh7 PE=4 SV=1 - [G3V8B0_RAT]	False	0.67	4.19E-02	40	213 235	305 959
1774	16.53	3	430.19	1287.55	0.00	1.96	1.25	TLEDQMNEHR	[6] Oxidation (M)	G3V8B0	RCG23467, isoform CRA_a OS=Rattus norvegicus GN=Myh7 PE=4 SV=1 - [G3V8B0_RAT]	True	5.16	3.30E-02	78	154 205	337 749
2897	16.53	2	644.78	1287.55	0.00	0.58	2.57	TLEDQMNEHR	[6] Oxidation (M)	G3V8B0	RCG23467, isoform CRA_a OS=Rattus norvegicus GN=Myh7 PE=4 SV=1 - [G3V8B0_RAT]	True	4.81	2.64E-02	71	178 142	336 394
1775	28.70	2	332.16	662.31	0.00	0.12	1.80	MDLER		G3V8B0	RCG23467, isoform CRA_a OS=Rattus norvegicus GN=Myh7 PE=4 SV=1 - [G3V8B0_RAT]	False	0.66	9.17E-03	29	86 990	166 154
1789	62.88	2	768.37	1534.72	0.00	1.48	3.55	LTQESIMDLENDK		G3V8B0	RCG23467, isoform CRA_a OS=Rattus norvegicus GN=Myh7 PE=4 SV=1 - [G3V8B0_RAT]	False	0.56	3.57E-02	43	75 232	220 768
1789	62.88	2	768.37	1534.72	-2.03	1322.29	3.47	AITDAAMMAEELK	[7] Oxidation (M)	G3V8B0	RCG23467, isoform CRA_a OS=Rattus norvegicus GN=Myh7 PE=4 SV=1 - [G3V8B0_RAT]	False	0.56	3.57E-02	43	75 232	220 768
1789	62.88	2	768.37	1534.72	-2.03	1322.29	3.39	AITDAAMMAEELK	[8] Oxidation (M)	G3V8B0	RCG23467, isoform CRA_a OS=Rattus norvegicus GN=Myh7 PE=4 SV=1 - [G3V8B0_RAT]	False	0.56	3.57E-02	43	75 232	220 768
1807	58.82	2	474.27	946.52	0.00	0.06	2.15	MVSLLLQEK		G3V8B0	RCG23467, isoform CRA_a OS=Rattus norvegicus GN=Myh7 PE=4 SV=1 - [G3V8B0_RAT]	False	0.67	4.86E-03	22	115 205	189 815
2158	69.28	3	769.04	2304.09	0.00	1.08	1.79	LTQESIMDLENDKQLDER		G3V8B0	RCG23467, isoform CRA_a OS=Rattus norvegicus GN=Myh7 PE=4 SV=1 - [G3V8B0_RAT]	True	5.83	2.80E-02	75	584 485	1 150 815
2397	78.99	2	845.93	1689.85	0.00	1.81	4.82	NLTEEMAGLDEIVK	[6] Oxidation (M)	G3V8B0	RCG23467, isoform CRA_a OS=Rattus norvegicus GN=Myh7 PE=4 SV=1 - [G3V8B0_RAT]	True	4.59	2.26E-02	69	828 627	1 555 533
17691	79.29	3	564.29	1689.85	0.00	0.36	2.86	NLTEEMAGLDEIVK	[6] Oxidation (M)	G3V8B0	RCG23467, isoform CRA_a OS=Rattus norvegicus GN=Myh7 PE=4 SV=1 - [G3V8B0_RAT]	True	20.63	3.12E-03	99	9 869	12 406
2408	43.00	2	436.21	870.40	0.00	0.17	2.48	HDCDLLR		G3V8B0	RCG23467, isoform CRA_a OS=Rattus norvegicus GN=Myh7 PE=4 SV=1 - [G3V8B0_RAT]	False	0.71	4.30E-02	34	70 677	156 046
2700	32.43	3	424.86	1271.56	0.00	0.49	1.93	TLEDQMNEHR		G3V8B0	RCG23467, isoform CRA_a OS=Rattus norvegicus GN=Myh7 PE=4 SV=1 - [G3V8B0_RAT]	True	5.87	4.26E-02	77	113 725	262 709
2779	63.27	2	754.41	1506.81	0.00	1.11	2.73	LTYYTQLEDLKR		G3V8B0	RCG23467, isoform CRA_a OS=Rattus norvegicus GN=Myh7 PE=4 SV=1 - [G3V8B0_RAT]	True	5.89	2.17E-02	77	423 819	924 246
2929	19.73	2	423.23	844.45	0.00	0.88	2.30	SRNEALR		G3V8B0	RCG23467, isoform CRA_a OS=Rattus norvegicus GN=Myh7 PE=4 SV=1 - [G3V8B0_RAT]	False	0.70	4.53E-02	34	208 724	433 817
2976	86.81	3	739.05	2214.14	0.00	1.34	4.61	VKLEQQVDDLEGSLEQEK		G3V8B0	RCG23467, isoform CRA_a OS=Rattus norvegicus GN=Myh7 PE=4 SV=1 - [G3V8B0_RAT]	False	0.59	6.18E-03	25	899 044	1 013 977
5191	93.26	3	739.05	2214.14	0.00	0.32	1.80	VKLEQQVDDLEGSLEQEK		G3V8B0	RCG23467, isoform CRA_a OS=Rattus norvegicus GN=Myh7 PE=4 SV=1 - [G3V8B0_RAT]	False	1.99	1.64E-02	79	287 524	319 222
3242	77.29	3	665.68	1994.02	0.00	0.88	3.97	RDLEATLQHEATAAALR		G3V8B0	RCG23467, isoform CRA_a OS=Rattus norvegicus GN=Myh7 PE=4 SV=1 - [G3V8B0_RAT]	False	0.52	6.52E-03	40	368 807	547 877
3983	65.64	2	676.36	1350.70	0.00	0.34	3.42	LTYTQLEDLK		G3V8B0	RCG23467, isoform CRA_a OS=Rattus norvegicus GN=Myh7 PE=4 SV=1 - [G3V8B0_RAT]	True	4.98	3.24E-02	79	53 431	156 736
5017	48.67	4	537.50	2145.98	0.00	0.32	3.53	KMEGDLNEMEIQLSHANR	[2] Oxidation; (M) [9] Oxidation (M)	G3V8B0	RCG23467, isoform CRA_a OS=Rattus norvegicus GN=Myh7 PE=4 SV=1 - [G3V8B0_RAT]	True	6.38	2.56E-02	87	143 580	237 846
5454	48.72	3	716.33	2145.98	0.00	1.49	4.32	KMEGDLNEMEIQLSHANR	[2] Oxidation; (M) [9] Oxidation (M)	G3V8B0	RCG23467, isoform CRA_a OS=Rattus norvegicus GN=Myh7 PE=4 SV=1 - [G3V8B0_RAT]	True	5.47	2.92E-02	83	201 541	486 225
5091	55.30	3	718.01	2151.01	0.00	1.63	4.65	ALQEAHQALDLDLQAEEDK		G3V8B0	RCG23467, isoform CRA_a OS=Rattus norvegicus GN=Myh7 PE=4 SV=1 - [G3V8B0_RAT]	False	0.43	9.79E-03	49	15 417	48 440
5231	33.70	3	607.64	1819.90	0.00	0.38	1.64	LEEAGGATSVQJEMNKK	[14] Oxidation (M)	G3V8B0	RCG23467, isoform CRA_a OS=Rattus norvegicus GN=Myh7 PE=4 SV=1 - [G3V8B0_RAT]	False	0.72	5.81E-03	18	32 373	42 704
5900	89.21	2	1128.06	2254.11	0.01	2.24	3.88	SEFKLELDVTSNMEQIKI	[14] Oxidation (M)	G3V8B0	RCG23467, isoform CRA_a OS=Rattus norvegicus GN=Myh7 PE=4 SV=1 - [G3V8B0_RAT]	False	0.62	2.73E-02	29	251 784	285 913
9080	14.33	2	665.31	1328.60	0.00	0.94	1.95	EDQVMQNPQK	[5] Oxidation (M)	G3V8B0	RCG23467, isoform CRA_a OS=Rattus norvegicus GN=Myh7 PE=4 SV=1 - [G3V8B0_RAT]	False	0.55	2.08E-03	24	10 212	19 187
10483	74.29	3	711.00	2129.98	0.00	0.10	3.57	KMEGDLNEMEIQLSHANR	[2] Oxidation (M)	G3V8B0	RCG23467, isoform CRA_a OS=Rattus norvegicus GN=Myh7 PE=4 SV=1 - [G3V8B0_RAT]	True	6.56	1.27E-03	72	103 480	309 622
12096	93.50	4	506.51	2022.01	0.00	1.86	3.51	KHADQSVAFELGEQDNLQR		G3V8B0	RCG23467, isoform CRA_a OS=Rattus norvegicus GN=Myh7 PE=4 SV=1 - [G3V8B0_RAT]	False	0.60	1.08E-02	36	56 219	73 268
16493	102.73	4	734.88	2935.49	0.00	0.84	3.21	KALQEAHQALDLDLQAEEDKVNLTAK		G3V8B0	RCG23467, isoform CRA_a OS=Rattus norvegicus GN=Myh7 PE=4 SV=1 - [G3V8B0_RAT]	False	2.22	4.55E-02	192	69 117	152 890
3	63.32	2	622.33	1242.65	0.00	1.58	3.36	IQLVVEELDR		P04692	Tropomyosin alpha-1 chain OS=Rattus norvegicus GN=Tpm1 PE=1 SV=3 - [TPM1_RAT]	False	1.32	4.17E-02	26	93 901 685	115 623 184
5125	59.56	2	622.33	1242.65	0.00	1.90	2.43	IQLVVEELDR		P04692	Tropomyosin alpha-1 chain OS=Rattus norvegicus GN=Tpm1 PE=1 SV=3 - [TPM1_RAT]	False	1.96	7.97E-03	33	93 011	83 458
5	64.60	2	651.35	1300.69	0.00	1.54	3.80	QLEDELVSQK		P04692	Tropomyosin alpha-1 chain OS=Rattus norvegicus GN=Tpm1 PE=1 SV=3 - [TPM1_RAT]	False	1.52	2.12E-02	30	126 609 759	133 051 468
7	72.25	2	769.87	1537.72	0.00	1.41	4.70	SIDDELELYAQK		P04692	Tropomyosin alpha-1 chain OS=Rattus norvegicus GN=Tpm1 PE=1 SV=3 - [TPM1_RAT]	True	1.49	2.10E-02	29	159 941 192	157 552 032
303	72.25	3	513.58	1537.71	0.00	0.17	4.92	SIDDELELYAQK		P04692	Tropomyosin alpha-1 chain OS=Rattus norvegicus GN=Tpm1 PE=1 SV=3 - [TPM1_RAT]	True	1.53	1.82E-03	19	3 573 703	3 154 804
1123	57.24	2	769.87	1537.72	0.00	1.90	4.40	SIDDELELYAQK		P04692	Tropomyosin alpha-1 chain OS=Rattus norvegicus GN=Tpm1 PE=1 SV=3 - [TPM1_RAT]	True	1.63	2.92E-02	35	1 170 160	971 028
1590	65.93	2	769.87	1537.72	0.00	1.61	3.68	SIDDELELYAQK		P04692	Tropomyosin alpha-1 chain OS=Rattus norvegicus GN=Tpm1 PE=1 SV=3 - [TPM1_RAT]	False	1.61	1.97E-02	32	717 246	765 323
13	76.84	2	887.91	1773.81	0.00	1.72	4.12	AISEELDHALNDMTSI		P04692	Tropomyosin alpha-1 chain OS=Rattus norvegicus GN=Tpm1 PE=1 SV=3 - [TPM1_RAT]	True	1.47	1.66E-02	26	135 337 276	109 455 755
1085	61.29	2	887.92	1773.82	0.01	6.82	4.36	AISEELDHALNDMTSI	[13] Oxidation (M)	P04692	Tropomyosin alpha-1 chain OS=Rattus norvegicus GN=Tpm1 PE=1 SV=3 - [TPM1_RAT]	True	1.64	1.90E-02	34	2 289 697	1 591 942
1614	71.85	2	887.91	1773.81	0.01	3.26	3.51	AISEELDHALNDMTSI	[13] Oxidation (M)	P04692	Tropomyosin alpha-1 chain OS=Rattus norvegicus GN=Tpm1 PE=1 SV=3 - [TPM1_RAT]	True	1.67	1.07E-02	29	2 507 568	1 923 242
13824	108.06	2	887.91	1773.81	0.00	1.00	1.36	AISEELDHALNDMTSI	[13] Oxidation (M)	P04692	Tropomyosin alpha-1 chain OS=Rattus norvegicus GN=Tpm1 PE=1 SV=3 - [TPM1_RAT]	True	1.81	1.44E-03	28	206 932	134 813

Supplementary Table S4

Control normoxia animals	Proteins selected
Control without monocrotaline animals	
Hypoxia animals	
Monocrotaline animals	

# Features	Retention time (min)	Charge	m/z	Measured mass	Mass error (u)	Mass error (ppm)	Score	Sequence	Modifications	Accession	Description	Use in quantitation	Fold change RHF/CTL	Anova	Maximum CV	Normalized abundance	
																Hypoxia 1	Hypoxia 2
20	26.57	3	358.52	1072.55	0.00	0.00	2.95	LDKENALDR		P04692	Tropomyosin alpha-1 chain OS=Rattus norvegicus GN=Tpm1 PE=1 SV=3 - [TPM1_RAT]	False	1.51	2.91E-02	32	20 014 419	21 032 150
45	41.92	2	730.87	1459.73	0.00	0.98	4.72	KATDAEADVASLNR		P04692	Tropomyosin alpha-1 chain OS=Rattus norvegicus GN=Tpm1 PE=1 SV=3 - [TPM1_RAT]	False	1.57	3.40E-02	36	44 197 174	38 865 858
47	41.92	3	487.58	1459.73	0.00	0.02	4.44	KATDAEADVASLNR		P04692	Tropomyosin alpha-1 chain OS=Rattus norvegicus GN=Tpm1 PE=1 SV=3 - [TPM1_RAT]	False	1.61	1.55E-02	32	22 148 242	20 881 165
146	74.34	3	723.68	2168.02	0.00	1.40	5.29	GTEDELDKYSEALKDAQEAK		P04692	Tropomyosin alpha-1 chain OS=Rattus norvegicus GN=Tpm1 PE=1 SV=3 - [TPM1_RAT]	False	1.57	4.56E-02	36	78 784 392	72 370 970
346	74.44	4	543.01	2168.01	0.00	0.04	3.08	GTEDELDKYSEALKDAQEAK		P04692	Tropomyosin alpha-1 chain OS=Rattus norvegicus GN=Tpm1 PE=1 SV=3 - [TPM1_RAT]	False	1.64	1.30E-02	31	19 392 692	16 185 639
200	69.68	2	919.97	1837.92	-0.01	5.27	4.60	LKGTEDLDKYSEALK		P04692	Tropomyosin alpha-1 chain OS=Rattus norvegicus GN=Tpm1 PE=1 SV=3 - [TPM1_RAT]	False	0.75	1.36E-02	22	8 601 726	11 175 609
1408	76.39	4	460.49	1837.93	0.00	0.15	4.27	LKGTEDLDKYSEALK		P04692	Tropomyosin alpha-1 chain OS=Rattus norvegicus GN=Tpm1 PE=1 SV=3 - [TPM1_RAT]	False	1.31	3.62E-02	23	2 971 711	3 193 114
203	42.80	3	563.61	1687.79	0.00	0.09	4.68	YSQKEDKYEIEIK		P04692	Tropomyosin alpha-1 chain OS=Rattus norvegicus GN=Tpm1 PE=1 SV=3 - [TPM1_RAT]	False	1.76	4.27E-02	45	45 521 204	46 060 467
357	42.95	4	422.96	1687.79	0.00	0.56	2.37	YSQKEDKYEIEIK		P04692	Tropomyosin alpha-1 chain OS=Rattus norvegicus GN=Tpm1 PE=1 SV=3 - [TPM1_RAT]	False	1.72	1.63E-02	37	13 802 591	11 416 318
237	16.07	2	302.18	602.34	0.00	1.81	1.49	VIESR		P04692	Tropomyosin alpha-1 chain OS=Rattus norvegicus GN=Tpm1 PE=1 SV=3 - [TPM1_RAT]	False	2.77	2.45E-02	84	6 703 132	3 778 160
291	39.15	2	637.34	1272.66	0.00	0.07	3.68	DAQEKLELAEK		P04692	Tropomyosin alpha-1 chain OS=Rattus norvegicus GN=Tpm1 PE=1 SV=3 - [TPM1_RAT]	False	2.12	3.50E-02	50	7 318 564	6 368 433
333	56.49	3	659.34	1975.00	0.00	0.87	5.11	AQKDEEKMEIQEIQLK	[8] Oxidation (M)	P04692	Tropomyosin alpha-1 chain OS=Rattus norvegicus GN=Tpm1 PE=1 SV=3 - [TPM1_RAT]	False	1.66	4.01E-02	40	31 633 497	31 239 292
356	56.49	4	494.76	1974.99	0.00	0.48	3.44	AQKDEEKMEIQEIQLK	[8] Oxidation (M)	P04692	Tropomyosin alpha-1 chain OS=Rattus norvegicus GN=Tpm1 PE=1 SV=3 - [TPM1_RAT]	False	1.76	1.13E-02	34	18 069 071	17 066 303
367	64.60	2	816.91	1631.81	0.00	1.91	5.20	DEEKMEIQEIQLK		P04692	Tropomyosin alpha-1 chain OS=Rattus norvegicus GN=Tpm1 PE=1 SV=3 - [TPM1_RAT]	False	1.45	4.58E-02	30	8 100 441	7 673 590
406	64.79	3	544.94	1631.81	0.00	0.24	4.28	DEEKMEIQEIQLK		P04692	Tropomyosin alpha-1 chain OS=Rattus norvegicus GN=Tpm1 PE=1 SV=3 - [TPM1_RAT]	False	1.53	2.74E-02	30	3 905 492	3 798 704
380	40.36	3	444.88	1331.63	0.00	0.20	3.88	ATDAEADVASLNR		P04692	Tropomyosin alpha-1 chain OS=Rattus norvegicus GN=Tpm1 PE=1 SV=3 - [TPM1_RAT]	False	1.37	5.95E-03	20	1 366 592	1 251 803
4233	33.80	2	666.82	1331.63	0.00	0.57	2.84	ATDAEADVASLNR		P04692	Tropomyosin alpha-1 chain OS=Rattus norvegicus GN=Tpm1 PE=1 SV=3 - [TPM1_RAT]	False	1.57	9.04E-03	25	173 441	118 184
453	42.22	3	496.92	1487.73	0.00	1.78	2.42	ATDAEADVASLNR		P04692	Tropomyosin alpha-1 chain OS=Rattus norvegicus GN=Tpm1 PE=1 SV=3 - [TPM1_RAT]	False	1.61	3.74E-02	42	4 385 956	4 372 711
534	18.73	2	383.69	765.37	0.00	0.79	1.90	YEEVAR		P04692	Tropomyosin alpha-1 chain OS=Rattus norvegicus GN=Tpm1 PE=1 SV=3 - [TPM1_RAT]	False	1.57	4.61E-02	39	940 178	1 077 682
705	70.14	3	576.64	1726.89	0.00	0.00	1.95	IQLVEEELDRAQER		P04692	Tropomyosin alpha-1 chain OS=Rattus norvegicus GN=Tpm1 PE=1 SV=3 - [TPM1_RAT]	False	4.04	1.58E-02	101	11 742 069	3 520 082
2283	70.09	2	864.45	1726.89	0.00	1.09	3.49	IQLVEEELDRAQER		P04692	Tropomyosin alpha-1 chain OS=Rattus norvegicus GN=Tpm1 PE=1 SV=3 - [TPM1_RAT]	False	3.44	2.62E-02	106	4 810 948	1 226 267
896	26.81	3	427.88	1280.62	0.00	0.84	2.02	YSEALKDAQEAK		P04692	Tropomyosin alpha-1 chain OS=Rattus norvegicus GN=Tpm1 PE=1 SV=3 - [TPM1_RAT]	False	1.30	4.47E-02	22	415 921	465 660
1150	69.03	4	490.76	1959.00	0.00	0.37	3.83	AQKDEEKMEIQEIQLK		P04692	Tropomyosin alpha-1 chain OS=Rattus norvegicus GN=Tpm1 PE=1 SV=3 - [TPM1_RAT]	False	2.91	5.06E-03	87	3 893 104	2 159 176
1449	75.74	3	557.97	1670.88	0.00	0.01	2.21	LVIIESDLERAEEER		P04692	Tropomyosin alpha-1 chain OS=Rattus norvegicus GN=Tpm1 PE=1 SV=3 - [TPM1_RAT]	False	4.10	1.54E-02	97	4 850 901	1 857 174
3419	75.89	2	836.45	1670.88	0.00	0.38	2.79	LVIIESDLERAEEER		P04692	Tropomyosin alpha-1 chain OS=Rattus norvegicus GN=Tpm1 PE=1 SV=3 - [TPM1_RAT]	False	3.68	2.20E-02	100	2 430 044	818 354
1637	73.95	2	759.41	1516.80	0.99	650.62	3.28	SKQLEDELVSQK		P04692	Tropomyosin alpha-1 chain OS=Rattus norvegicus GN=Tpm1 PE=1 SV=3 - [TPM1_RAT]	False	1.46	4.32E-02	29	1 254 978	1 166 571
1785	73.99	3	506.61	1516.80	0.98	649.80	4.41	SKQLEDELVSQK		P04692	Tropomyosin alpha-1 chain OS=Rattus norvegicus GN=Tpm1 PE=1 SV=3 - [TPM1_RAT]	False	1.83	6.19E-03	31	819 723	810 825
1852	44.82	3	539.62	1615.83	0.00	0.29	3.43	KATDAEADVASLNR		P04692	Tropomyosin alpha-1 chain OS=Rattus norvegicus GN=Tpm1 PE=1 SV=3 - [TPM1_RAT]	False	5.44	2.19E-02	97	2 009 425	1 200 078
1971	77.04	2	879.92	1757.82	0.01	2.90	3.60	AISELDHALNDMTSI		P04692	Tropomyosin alpha-1 chain OS=Rattus norvegicus GN=Tpm1 PE=1 SV=3 - [TPM1_RAT]	True	1.57	2.01E-02	29	893 279	760 876
2010	89.32	2	878.94	1755.86	-1.95	1110.86	2.33	AISELDHALNDMTSI		P04692	Tropomyosin alpha-1 chain OS=Rattus norvegicus GN=Tpm1 PE=1 SV=3 - [TPM1_RAT]	True	0.48	5.75E-03	58	233 020	737 074
2353	11.51	2	495.25	988.48	0.00	2.88	3.04	AEQAEADKK		P04692	Tropomyosin alpha-1 chain OS=Rattus norvegicus GN=Tpm1 PE=1 SV=3 - [TPM1_RAT]	False	6.94	1.01E-02	172	1 565 354	302 659
2529	11.51	3	330.50	988.48	0.00	2.23	2.88	AEQAEADKK		P04692	Tropomyosin alpha-1 chain OS=Rattus norvegicus GN=Tpm1 PE=1 SV=3 - [TPM1_RAT]	False	9.07	1.43E-02	188	976 971	120 611
2972	93.39	3	600.67	1798.98	0.00	0.32	3.47	KLVIIESDLERAEEER		P04692	Tropomyosin alpha-1 chain OS=Rattus norvegicus GN=Tpm1 PE=1 SV=3 - [TPM1_RAT]	False	3.71	2.73E-02	104	8 175 556	2 501 584
3398	22.55	3	492.90	1475.67	0.00	1.61	3.07	LEEAKAADDESER		P04692	Tropomyosin alpha-1 chain OS=Rattus norvegicus GN=Tpm1 PE=1 SV=3 - [TPM1_RAT]	False	6.79	2.83E-02	148	375 147	58 513
4478	22.50	2	738.84	1475.67	0.00	0.29	3.25	LEEAKAADDESER		P04692	Tropomyosin alpha-1 chain OS=Rattus norvegicus GN=Tpm1 PE=1 SV=3 - [TPM1_RAT]	False	5.60	4.05E-02	144	491 670	83 871
911	72.25	3	1026.15	3075.44	-4.03	1308.03	4.66	NADLHSGTELTLDNSMTPPSPDAPLPLETK	[16] Oxidation (M)	Q5M7W5	Microtubule-associated protein 4 OS=Rattus norvegicus GN=Map4 PE=1 SV=1 - [MAP4_RAT]	False	1.76	2.24E-02	39	11 386 864	10 626 956
329	45.17	2	769.91	1537.81	0.00	1.50	4.35	AAVGLTGNDIATPPNK		Q5M7W5	Microtubule-associated protein 4 OS=Rattus norvegicus GN=Map4 PE=1 SV=1 - [MAP4_RAT]	False	2.13	9.24E-04	32	1 291 414	721 804
936	42.17	2	1102.00	2201.99	0.00	1.85	3.87	ESEGPSPTDAAPGPDVTDLTK		Q5M7W5	Microtubule-associated protein 4 OS=Rattus norvegicus GN=Map4 PE=1 SV=1 - [MAP4_RAT]	True	1.86	4.39E-03	45	2 580 456	1 579 468
967	50.19	2	686.35	1370.69	0.00	1.06	2.66	STLPLVDEGSPLK		Q5M7W5	Microtubule-associated protein 4 OS=Rattus norvegicus GN=Map4 PE=1 SV=1 - [MAP4_RAT]	False	1.86	3.37E-03	35	1 265 010	772 604
1206	33.65	2	719.36	1436.71	0.00	1.31	3.15	ATSPSTLVSTGSSSR		Q5M7W5	Microtubule-associated protein 4 OS=Rattus norvegicus GN=Map4 PE=1 SV=1 - [MAP4_RAT]	False	2.12	9.95E-04	32	956 606	575 580
1239	74.09	2	1053.54	2105.06	0.01	3.15	5.05	VTEFNNVTLPSSEEVASIK		Q5M7W5	Microtubule-associated protein 4 OS=Rattus norvegicus GN=Map4 PE=1 SV=1 - [MAP4_RAT]	False	1.91	1.22E-03	37	2 551 456	1 694 882
1544	19.53	2	630.80	1259.59	0.00	0.19	2.04	DVSPSPETETAK		Q5M7W5	Microtubule-associated protein 4 OS=Rattus norvegicus GN=Map4 PE=1 SV=1 - [MAP4_RAT]	False	1.82	4.28E-03	43	410 186	281 902
1648	31.65	2	741.84	1481.66	0.00	2.85	3.87	DTMSSVEPDISSAK	[3] Oxidation (M)	Q5M7W5	Microtubule-associated protein 4 OS=Rattus norvegicus GN=Map4 PE=1 SV=1 - [MAP4_RAT]	False	1.69	2.67E-02	53	900 884	470 854
1726	45.46	2	558.32	1114.62	0.00	0.30	2.84	LATTVSAPDLK		Q5M7W5	Microtubule-associated protein 4 OS=Rattus norvegicus GN=Map4 PE=1 SV=1 - [MAP4_RAT]	False	2.13	1.70E-03	39	306 107	182 197
1764	44.28	2	501.28	1000.54	0.00	0.31	2.25	DVVTLPETK		Q5M7W5	Microtubule-associated protein 4 OS=Rattus norvegicus GN=Map4 PE=1 SV=1 - [MAP4_RAT]	False	2.06	4.25E-03	54	243 345	161 385
1765	81.62	2	1206.13	2410.25	0.00	1.59	4.24	ETELELAPAAAGTAPLSETEVALAK		Q5M7W5	Microtubule-associated protein 4 OS=Rattus norvegicus GN=Map4 PE=1 SV=1 - [MAP4_RAT]	False	1.46	1.38E-02	36	1 266 942	1 025 026
1859	19.73	2	823.89	1645.77	0.00	1.00	3.08	NTPTTGATPPAGMASTR	[13] Oxidation (M)	Q5M7W5	Microtubule-associated protein 4 OS=Rattus norvegicus GN=Map4 PE=1 SV=1 - [MAP4_RAT]	False	1.93	1.59E-03	29	704 078	414 744
2123	25.42	2	735.36	1468.71	0.00	0.95	2.39	NTAPPTTEETVPGK		Q5M7W5	Microtubule-associated protein 4 OS=Rattus norvegicus GN=Map4 PE=1 SV=1 - [MAP4_RAT]	False	1.69	4.06E-03	35	505 045	363 118
2202	54.32	3	540.96	1619.86	0.00	0.14	3.12	VGSLDNVGHLPAGGTVK		Q5M7W5	Microtubule-associated protein 4 OS=Rattus norvegicus GN=Map4 PE=1 SV=1 - [MAP4_RAT]	False	2.00	1.13E-03	31	360 066	241 455
6197	54.52	2	810.94	1619.87	0.00	1.79	3.45	VGSLDNVGHLPAGGTVK		Q5M7W5	Microtubule-associated protein 4 OS=Rattus norvegicus GN=Map4 PE=1 SV=1 - [MAP4_RAT]	False	2.35	2.03E-04	30	156 078	80 225
2264	84.58	2	1183.10	2364.18	0.00	1.99	3.64	EAETALPIEMDLAPPEDVALPK	[10] Oxidation (M)	Q5M7W5	Microtubule-associated protein 4 OS=Rattus norvegicus GN=Map4 PE=1 SV=1 - [MAP4_RAT]	False	1.93	1.56E-02	62	2 135 139	1 034 735
3353	84.58	3	789.07	2364.18	0.00	1.77	2.82	EAETALPIEMDLAPPEDVALPK	[10] Oxidation (M)	Q5M7W5	Microtubule-associated protein 4 OS=Rattus norvegicus GN=Map4 PE=1 SV=1 - [MAP4_RAT]	False	1.85	7.49E-03	33	504 677	209 292

Supplementary Table S4

Control normoxia animals	Proteins selected
Control without monocrotaline animals	
Hypoxia animals	
Monocrotaline animals	

# Features	Retention time (min)	Charge	m/z	Measured mass	Mass error (u)	Mass error (ppm)	Score	Sequence	Modifications	Accession	Description	Use in quantitation	Fold change RHF/CTL	Normalized abundance			
														Anova	Maximum CV	Hypoxia 1	Hypoxia 2
2324	39.29	2	430.74	859.46	0.00	0.59	2.04	AVDLSEVK		Q5M7W5	Microtubule-associated protein 4 OS=Rattus norvegicus GN=Map4 PE=1 SV=1 - [MAP4_RAT]	False	1.69	2.82E-02	64	127 570	84 004
2366	54.32	3	567.30	1698.89	0.00	0.20	2.87	VKDMAPLPPESEVALGK	[4] Oxidation (M)	Q5M7W5	Microtubule-associated protein 4 OS=Rattus norvegicus GN=Map4 PE=1 SV=1 - [MAP4_RAT]	False	2.04	7.80E-03	57	430 958	252 964
2428	93.96	2	1175.10	2348.19	0.00	1.99	3.47	EAETALPIEMDLAPPEDVALPK		Q5M7W5	Microtubule-associated protein 4 OS=Rattus norvegicus GN=Map4 PE=1 SV=1 - [MAP4_RAT]	False	2.00	2.71E-03	50	1 086 414	770 586
2430	24.25	2	415.73	829.45	0.00	0.65	2.11	SPSTLLPK		Q5M7W5	Microtubule-associated protein 4 OS=Rattus norvegicus GN=Map4 PE=1 SV=1 - [MAP4_RAT]	False	2.23	7.84E-04	30	104 030	61 409
2472	43.35	3	735.68	2204.03	0.00	0.01	1.96	NTAPPTEETVPGKDMTFPK	[16] Oxidation (M)	Q5M7W5	Microtubule-associated protein 4 OS=Rattus norvegicus GN=Map4 PE=1 SV=1 - [MAP4_RAT]	False	1.98	3.71E-03	37	1 010 623	477 590
2721	39.58	2	833.40	1664.78	0.01	4.10	3.33	ALEMMAGQTTDAVPSK	[4] Oxidation (M)	Q5M7W5	Microtubule-associated protein 4 OS=Rattus norvegicus GN=Map4 PE=1 SV=1 - [MAP4_RAT]	True	1.60	1.01E-02	36	509 164	333 158
2721	39.58	2	833.40	1664.78	0.01	4.10	3.29	ALEMMAGQTTDAVPSK	[5] Oxidation (M)	Q5M7W5	Microtubule-associated protein 4 OS=Rattus norvegicus GN=Map4 PE=1 SV=1 - [MAP4_RAT]	True	1.60	1.01E-02	36	509 164	333 158
3330	44.48	2	733.84	1465.66	0.00	1.38	3.42	DTMSSVEPDISSAK		Q5M7W5	Microtubule-associated protein 4 OS=Rattus norvegicus GN=Map4 PE=1 SV=1 - [MAP4_RAT]	False	1.67	5.18E-03	33	220 220	168 836
3541	29.90	2	379.74	757.47	0.00	0.49	2.07	VATVQIK		Q5M7W5	Microtubule-associated protein 4 OS=Rattus norvegicus GN=Map4 PE=1 SV=1 - [MAP4_RAT]	False	1.97	1.41E-02	66	81 128	47 684
3567	52.16	2	736.87	1471.72	0.00	0.37	2.85	DMAPLPPESEVALGK	[2] Oxidation (M)	Q5M7W5	Microtubule-associated protein 4 OS=Rattus norvegicus GN=Map4 PE=1 SV=1 - [MAP4_RAT]	False	1.33	7.38E-03	16	163 758	110 251
4013	51.22	2	825.40	1648.78	0.00	0.22	2.03	ALEMMAGQTTDAVPSK		Q5M7W5	Microtubule-associated protein 4 OS=Rattus norvegicus GN=Map4 PE=1 SV=1 - [MAP4_RAT]	True	1.57	1.57E-02	40	178 545	148 127
4407	80.70	3	1022.84	3065.48	2.01	657.31	3.84	NADLHSGTELTLDNSMTPPSDPALPLETK		Q5M7W5	Microtubule-associated protein 4 OS=Rattus norvegicus GN=Map4 PE=1 SV=1 - [MAP4_RAT]	False	1.74	1.67E-02	48	281 241	150 159
4422	19.11	2	563.33	1124.65	0.00	0.58	2.17	AKPLATTQPAK		Q5M7W5	Microtubule-associated protein 4 OS=Rattus norvegicus GN=Map4 PE=1 SV=1 - [MAP4_RAT]	False	2.08	4.24E-03	52	114 271	71 104
4942	31.16	2	815.90	1629.78	0.00	1.15	3.14	NTPTGATPAGMASTR		Q5M7W5	Microtubule-associated protein 4 OS=Rattus norvegicus GN=Map4 PE=1 SV=1 - [MAP4_RAT]	False	2.08	6.76E-04	31	226 752	143 218
5589	101.75	3	1254.96	3761.85	0.01	1.66	3.22	EVTVPLEAAGPLVSDMTAILETEMTLGGGTATPTETK	[16] Oxidation; (M)[24] Oxidation (M)	Q5M7W5	Microtubule-associated protein 4 OS=Rattus norvegicus GN=Map4 PE=1 SV=1 - [MAP4_RAT]	False	1.91	1.54E-02	42	1 417 324	574 990
3097	28.70	2	730.85	1459.68	0.00	2.40	3.50	ADSEVQDGAALK		G3V7U2	Microtubule-associated protein 1 A, isoform CRA_c OS=Rattus norvegicus GN=Map1a PE=4 SV=	True	2.59	5.20E-03	57	202 564	56 081
3236	40.75	2	644.33	1286.64	0.00	1.34	3.50	ALGLEESPAGSK		G3V7U2	Microtubule-associated protein 1 A, isoform CRA_c OS=Rattus norvegicus GN=Map1a PE=4 SV=	True	2.65	6.48E-03	51	194 550	49 779
3630	22.73	2	574.27	1146.52	0.00	0.28	2.40	EGETLDQEAR		G3V7U2	Microtubule-associated protein 1 A, isoform CRA_c OS=Rattus norvegicus GN=Map1a PE=4 SV=	True	2.21	9.85E-03	52	161 108	116 623
3739	31.46	2	565.30	1128.58	0.00	0.47	2.50	VPEAGESLATR		G3V7U2	Microtubule-associated protein 1 A, isoform CRA_c OS=Rattus norvegicus GN=Map1a PE=4 SV=	True	1.92	2.65E-02	52	124 692	37 629
3751	66.49	3	948.79	2843.36	0.00	1.71	3.95	ATVSPSTDETPAAGTLPGGSFHSALSVDNR		G3V7U2	Microtubule-associated protein 1 A, isoform CRA_c OS=Rattus norvegicus GN=Map1a PE=4 SV=	True	2.61	3.21E-03	48	775 663	237 487
4070	84.32	2	788.43	1574.86	0.00	2.19	2.72	LSLLLDVTISPSRR		G3V7U2	Microtubule-associated protein 1 A, isoform CRA_c OS=Rattus norvegicus GN=Map1a PE=4 SV=	True	2.57	7.16E-03	57	523 499	145 686
4222	73.19	3	847.07	2538.19	0.00	1.81	3.67	ESTFLDEGPDQEITPLQHTPR		G3V7U2	Microtubule-associated protein 1 A, isoform CRA_c OS=Rattus norvegicus GN=Map1a PE=4 SV=	True	2.48	8.78E-03	54	533 474	143 088
4414	31.31	2	790.35	1578.68	0.00	3.09	2.84	EGEGGAGAPDSSSFSPK		G3V7U2	Microtubule-associated protein 1 A, isoform CRA_c OS=Rattus norvegicus GN=Map1a PE=4 SV=	True	2.05	1.23E-02	44	263 060	94 804
4825	55.85	2	548.33	1094.64	0.00	0.02	2.01	ALALVPGTPTR		G3V7U2	Microtubule-associated protein 1 A, isoform CRA_c OS=Rattus norvegicus GN=Map1a PE=4 SV=	True	3.83	3.40E-03	88	106 687	27 300
4826	24.46	2	751.86	1501.70	0.00	1.24	3.12	DTDLLQQTQATEPR		G3V7U2	Microtubule-associated protein 1 A, isoform CRA_c OS=Rattus norvegicus GN=Map1a PE=4 SV=	False	1.69	2.71E-02	42	308 792	111 507
5237	71.80	3	918.78	2753.33	0.01	2.53	2.74	LSSFATSVAEDQSVASLTPAQTEETGK		G3V7U2	Microtubule-associated protein 1 A, isoform CRA_c OS=Rattus norvegicus GN=Map1a PE=4 SV=	True	2.64	3.21E-03	42	231 034	69 705
6420	94.62	2	1016.04	2030.07	0.00	1.60	3.23	QLSPELGTQFGLNLGK		G3V7U2	Microtubule-associated protein 1 A, isoform CRA_c OS=Rattus norvegicus GN=Map1a PE=4 SV=	True	2.39	4.99E-03	45	296 167	95 628
7125	91.11	2	1376.68	2751.34	0.00	1.10	3.86	FQDQLSPEDAELSLVSVSPDITTK		G3V7U2	Microtubule-associated protein 1 A, isoform CRA_c OS=Rattus norvegicus GN=Map1a PE=4 SV=	True	2.90	8.32E-03	76	636 899	158 676
9478	69.73	2	1029.01	2056.00	0.01	2.99	2.17	SPFEIISPASPEMTGQR	[15] Oxidation (M)	G3V7U2	Microtubule-associated protein 1 A, isoform CRA_c OS=Rattus norvegicus GN=Map1a PE=4 SV=	True	3.43	4.31E-03	79	300 401	79 415
10307	84.68	3	983.83	2948.47	0.01	1.77	2.86	LSGQYAAVFGAPGHTLPPGEPALGVEEER		G3V7U2	Microtubule-associated protein 1 A, isoform CRA_c OS=Rattus norvegicus GN=Map1a PE=4 SV=	True	2.37	3.05E-02	86	503 083	116 363
11381	92.80	2	1122.60	2243.19	0.01	2.65	3.96	AIVFETGEAGSILGAGTLPGEVR		G3V7U2	Microtubule-associated protein 1 A, isoform CRA_c OS=Rattus norvegicus GN=Map1a PE=4 SV=	True	5.79	3.03E-02	146	6 035	49 345
12630	35.50	2	916.95	1831.88	0.00	1.51	2.54	TSFEATEPQKDEVLR		G3V7U2	Microtubule-associated protein 1 A, isoform CRA_c OS=Rattus norvegicus GN=Map1a PE=4 SV=	True	2.17	9.99E-03	75	173 098	58 559
13858	12.39	2	616.77	1231.53	0.00	2.20	1.19	DTEQTEPEQR		G3V7U2	Microtubule-associated protein 1 A, isoform CRA_c OS=Rattus norvegicus GN=Map1a PE=4 SV=	True	2.96	1.03E-02	66	18 247	6 337
14511	95.35	3	815.76	2444.26	0.00	1.25	1.98	QLSPESLGTQFGLNLGKEER		G3V7U2	Microtubule-associated protein 1 A, isoform CRA_c OS=Rattus norvegicus GN=Map1a PE=4 SV=	True	3.18	8.17E-03	77	187 030	39 125
14561	44.03	4	647.06	2584.20	0.00	0.49	2.16	MASPPGPPGPPSAHTPHQSPVEDK	[1] Oxidation (M)	G3V7U2	Microtubule-associated protein 1 A, isoform CRA_c OS=Rattus norvegicus GN=Map1a PE=4 SV=	True	2.15	7.27E-03	51	158 202	45 339
15824	92.04	2	1081.50	2160.99	0.01	2.39	2.95	SPESLSPAMEDLAVEWEGK		G3V7U2	Microtubule-associated protein 1 A, isoform CRA_c OS=Rattus norvegicus GN=Map1a PE=4 SV=	True	4.58	9.55E-05	90	94 585	25 990
217	30.72	2	473.78	945.55	0.00	0.94	2.99	VSTVLTAQK		P12346	Serotransferrin OS=Rattus norvegicus GN=TF PE=1 SV=3 - [TRFE_RAT]	True	0.41	1.21E-02	58	313 842	288 781
233	59.66	2	674.83	1347.64	0.00	1.10	3.67	ASDSSINWNNLK		P12346	Serotransferrin OS=Rattus norvegicus GN=TF PE=1 SV=3 - [TRFE_RAT]	False	0.50	1.66E-02	69	1 002 747	1 679 408
274	107.80	3	862.76	2585.27	0.01	2.56	5.36	LPEGTYEYLGAELYQAVGNIR		P12346	Serotransferrin OS=Rattus norvegicus GN=TF PE=1 SV=3 - [TRFE_RAT]	True	0.40	1.57E-02	108	1 475 752	1 152 136
305	107.80	2	1293.64	2585.27	0.00	1.85	5.16	LPEGTYEYLGAELYQAVGNIR		P12346	Serotransferrin OS=Rattus norvegicus GN=TF PE=1 SV=3 - [TRFE_RAT]	True	0.40	1.02E-02	100	3 600 973	2 717 191
320	52.65	2	485.27	968.53	0.00	0.05	3.28	GVYAVAVVK		P12346	Serotransferrin OS=Rattus norvegicus GN=TF PE=1 SV=3 - [TRFE_RAT]	True	0.43	1.35E-02	92	389 371	298 898
321	56.20	2	674.85	1347.68	0.00	1.11	3.42	GTDFQNLNLQGK		P12346	Serotransferrin OS=Rattus norvegicus GN=TF PE=1 SV=3 - [TRFE_RAT]	True	0.37	8.79E-03	99	340 674	379 853
329	40.02	2	482.74	963.47	0.00	0.23	3.77	DGGDGVAFVK		P12346	Serotransferrin OS=Rattus norvegicus GN=TF PE=1 SV=3 - [TRFE_RAT]	False	0.43	1.41E-02	97	245 601	258 153
339	26.81	3	317.19	948.55	0.00	0.79	2.61	IPSHAVVAR		P12346	Serotransferrin OS=Rattus norvegicus GN=TF PE=1 SV=3 - [TRFE_RAT]	True	0.35	8.45E-03	100	175 180	195 747
1218	26.96	2	475.28	948.55	0.00	0.92	2.69	IPSHAVVAR		P12346	Serotransferrin OS=Rattus norvegicus GN=TF PE=1 SV=3 - [TRFE_RAT]	True	0.70	3.70E-02	32	459 799	327 074
432	73.79	2	439.74	877.47	0.00	0.38	2.64	DSAFGLLR		P12346	Serotransferrin OS=Rattus norvegicus GN=TF PE=1 SV=3 - [TRFE_RAT]	True	0.38	1.15E-02	113	111 777	108 796
505	99.49	2	789.91	1577.81	0.00	1.72	4.14	TAGWNIPMGLLFSR	[8] Oxidation (M)	P12346	Serotransferrin OS=Rattus norvegicus GN=TF PE=1 SV=3 - [TRFE_RAT]	True	0.39	1.14E-02	99	865 944	642 055
518	90.14	2	604.82	1207.62	0.00	0.36	3.62	DFQLFSGPLGK		P12346	Serotransferrin OS=Rattus norvegicus GN=TF PE=1 SV=3 - [TRFE_RAT]	True	0.38	8.80E-03	101	279 783	237 300
573	84.63	2	656.87	1311.72	0.00	0.16	3.81	HTTFEVLPPK		P12346	Serotransferrin OS=Rattus norvegicus GN=TF PE=1 SV=3 - [TRFE_RAT]	True	0.40	8.91E-03	94	887 444	844 342
3628	84.63	3	438.25	1311.72	0.00	0.35	3.59	HTTFEVLPPK		P12346	Serotransferrin OS=Rattus norvegicus GN=TF PE=1 SV=3 - [TRFE_RAT]	True	0.31	2.88E-02	127	7 299	12 560
704	75.24	3	464.93	1391.76	0.00	0.09	3.42	LYLGHVVTAIR		P12346	Serotransferrin OS=Rattus norvegicus GN=TF PE=1 SV=3 - [TRFE_RAT]	False	0.36	1.10E-02	109	235 710	247 792
2075	75.24	2	696.89	1391.76	0.00	1.54	3.32	LYLGHVVTAIR		P12346	Serotransferrin OS=Rattus norvegicus GN=TF PE=1 SV=3 - [TRFE_RAT]	True	0.32	8.70E-03	114	91 589	71 084

Supplementary Table S4

Control normoxia animals	Proteins selected
Control without monocrotaline animals	
Hypoxia animals	
Monocrotaline animals	

# Features	Retention time (min)	Charge	m/z	Measured mass	Mass error (u)	Mass error (ppm)	Score	Sequence	Modifications	Accession	Description	Use in quantitation	Normalized abundance				
													Fold change	RHF/CTL	Anova	Maximum CV	Hypoxia 1
810	39.83	2	368.21	734.40	0.00	1.70	2.07	GDVAFVK		P12346	Serotransferrin OS=Rattus norvegicus GN=Tf PE=1 SV=3 - [TRFE_RAT]	True	0.50	2.08E-02	70	290 987	142 582
918	57.14	3	492.93	1475.77	0.00	0.73	4.63	KGTFDQLNQLQGK		P12346	Serotransferrin OS=Rattus norvegicus GN=Tf PE=1 SV=3 - [TRFE_RAT]	True	0.48	1.05E-02	80	197 049	248 893
1105	57.14	2	738.89	1475.78	0.00	1.28	3.68	KGTFDQLNQLQGK		P12346	Serotransferrin OS=Rattus norvegicus GN=Tf PE=1 SV=3 - [TRFE_RAT]	True	0.39	1.13E-02	105	161 590	136 824
928	26.43	2	621.31	1240.61	0.99	795.10	2.39	HQTVLENTGK		P12346	Serotransferrin OS=Rattus norvegicus GN=Tf PE=1 SV=3 - [TRFE_RAT]	True	0.44	1.38E-02	87	108 689	202 717
1087	22.55	2	458.24	914.46	0.00	1.22	2.78	VAQEHEFGK		P12346	Serotransferrin OS=Rattus norvegicus GN=Tf PE=1 SV=3 - [TRFE_RAT]	True	0.36	6.64E-03	96	99 131	127 417
1288	22.50	3	305.83	914.46	0.00	1.14	1.54	VAQEHEFGK		P12346	Serotransferrin OS=Rattus norvegicus GN=Tf PE=1 SV=3 - [TRFE_RAT]	True	0.36	1.10E-02	102	37 076	46 654
1464	90.75	3	475.26	1422.75	0.00	0.08	3.52	SKDFQLFGSPLGK		P12346	Serotransferrin OS=Rattus norvegicus GN=Tf PE=1 SV=3 - [TRFE_RAT]	True	0.38	1.23E-02	112	79 140	81 089
1525	90.75	2	712.38	1422.75	0.00	2.80	3.90	SKDFQLFGSPLGK		P12346	Serotransferrin OS=Rattus norvegicus GN=Tf PE=1 SV=3 - [TRFE_RAT]	True	0.36	9.00E-03	108	181 089	159 109
2404	28.61	2	381.20	760.39	0.00	1.20	1.30	NTAAAWAK		P12346	Serotransferrin OS=Rattus norvegicus GN=Tf PE=1 SV=3 - [TRFE_RAT]	True	0.46	1.54E-02	69	60 933	63 970
15541	68.38	4	601.82	2403.25	0.00	0.34	2.66	KPVTEFATCHLAQPNHVVVSR		P12346	Serotransferrin OS=Rattus norvegicus GN=Tf PE=1 SV=3 - [TRFE_RAT]	True	0.09	3.78E-02	99	2 619	630
3	63.32	2	622.33	1242.65	0.00	1.58	3.36	IQLVEEELDR		F1LRB1	Uncharacterized protein (Fragment) OS=Rattus norvegicus GN=Tpm2 PE=3 SV=1 - [F1LRB1_RAT]	False	1.32	4.17E-02	26	93 901 685	115 623 184
5125	59.56	2	622.33	1242.65	0.00	1.90	2.43	IQLVEEELDR		F1LRB1	Uncharacterized protein (Fragment) OS=Rattus norvegicus GN=Tpm2 PE=3 SV=1 - [F1LRB1_RAT]	False	1.96	7.97E-03	33	93 011	83 458
45	41.92	2	730.87	1459.73	0.00	0.98	4.72	KATDAEADVASLNR		F1LRB1	Uncharacterized protein (Fragment) OS=Rattus norvegicus GN=Tpm2 PE=3 SV=1 - [F1LRB1_RAT]	False	1.57	3.40E-02	36	44 197 174	38 865 858
47	41.92	3	487.58	1459.73	0.00	0.02	4.44	KATDAEADVASLNR		F1LRB1	Uncharacterized protein (Fragment) OS=Rattus norvegicus GN=Tpm2 PE=3 SV=1 - [F1LRB1_RAT]	False	1.61	1.55E-02	32	22 148 242	20 881 165
380	40.36	3	444.88	1331.63	0.00	0.20	3.88	ATDAEADVASLNR		F1LRB1	Uncharacterized protein (Fragment) OS=Rattus norvegicus GN=Tpm2 PE=3 SV=1 - [F1LRB1_RAT]	False	1.37	5.95E-03	20	1 366 592	1 251 803
4233	33.80	2	666.82	1331.63	0.00	0.57	2.84	ATDAEADVASLNR		F1LRB1	Uncharacterized protein (Fragment) OS=Rattus norvegicus GN=Tpm2 PE=3 SV=1 - [F1LRB1_RAT]	False	1.57	9.04E-03	25	173 441	118 184
453	42.22	3	496.92	1487.73	0.00	1.78	2.42	ATDAEADVASLNR		F1LRB1	Uncharacterized protein (Fragment) OS=Rattus norvegicus GN=Tpm2 PE=3 SV=1 - [F1LRB1_RAT]	False	1.61	3.74E-02	42	4 385 956	4 372 711
534	18.73	2	383.69	765.37	0.00	0.79	1.90	YEEVAR		F1LRB1	Uncharacterized protein (Fragment) OS=Rattus norvegicus GN=Tpm2 PE=3 SV=1 - [F1LRB1_RAT]	False	1.57	4.61E-02	39	940 178	1 077 682
705	70.14	3	576.64	1726.89	0.00	0.00	1.95	IQLVEEELDRAQER		F1LRB1	Uncharacterized protein (Fragment) OS=Rattus norvegicus GN=Tpm2 PE=3 SV=1 - [F1LRB1_RAT]	False	4.04	1.58E-02	101	11 742 069	3 520 082
2283	70.09	2	864.45	1726.89	0.00	1.09	3.49	IQLVEEELDRAQER		F1LRB1	Uncharacterized protein (Fragment) OS=Rattus norvegicus GN=Tpm2 PE=3 SV=1 - [F1LRB1_RAT]	False	3.44	2.62E-02	106	4 810 948	1 226 267
1449	75.74	3	557.97	1670.88	0.00	0.01	1.67	LVILEGELERSEER		F1LRB1	Uncharacterized protein (Fragment) OS=Rattus norvegicus GN=Tpm2 PE=3 SV=1 - [F1LRB1_RAT]	False	4.10	1.54E-02	97	4 850 901	1 857 174
1553	44.38	2	672.35	1342.68	0.00	3.19	2.59	QLLEEQQALQK		F1LRB1	Uncharacterized protein (Fragment) OS=Rattus norvegicus GN=Tpm2 PE=3 SV=1 - [F1LRB1_RAT]	False	0.32	2.80E-02	80	291 663	345 751
1804	30.62	2	672.34	1342.67	0.00	0.30	3.96	QLLEEQQALQK		F1LRB1	Uncharacterized protein (Fragment) OS=Rattus norvegicus GN=Tpm2 PE=3 SV=1 - [F1LRB1_RAT]	False	1.88	1.57E-03	33	536 586	391 868
1852	44.82	3	539.62	1615.83	0.00	0.29	3.43	KATDAEADVASLNR		F1LRB1	Uncharacterized protein (Fragment) OS=Rattus norvegicus GN=Tpm2 PE=3 SV=1 - [F1LRB1_RAT]	False	5.44	2.19E-02	97	2 009 425	1 200 078
1946	47.82	2	678.83	1355.65	0.00	1.41	3.44	SLIASEEEYSTK		F1LRB1	Uncharacterized protein (Fragment) OS=Rattus norvegicus GN=Tpm2 PE=3 SV=1 - [F1LRB1_RAT]	True	1.70	2.37E-03	33	273 726	306 552
2102	73.25	2	703.36	1404.70	0.00	1.22	3.67	TIDDLLEETLASAK		F1LRB1	Uncharacterized protein (Fragment) OS=Rattus norvegicus GN=Tpm2 PE=3 SV=1 - [F1LRB1_RAT]	True	1.67	9.57E-03	37	441 555	430 160
2794	37.17	2	458.74	915.47	0.00	0.30	2.02	QLEELER		F1LRB1	Uncharacterized protein (Fragment) OS=Rattus norvegicus GN=Tpm2 PE=3 SV=1 - [F1LRB1_RAT]	True	2.24	1.28E-03	45	99 200	96 446
2972	93.39	3	600.67	1798.98	0.00	0.32	2.79	KLVILEGELERSEER		F1LRB1	Uncharacterized protein (Fragment) OS=Rattus norvegicus GN=Tpm2 PE=3 SV=1 - [F1LRB1_RAT]	False	3.71	2.73E-02	104	8 175 556	2 501 584
3398	22.55	3	492.90	1475.67	0.00	1.61	3.07	LEEAKAADESER		F1LRB1	Uncharacterized protein (Fragment) OS=Rattus norvegicus GN=Tpm2 PE=3 SV=1 - [F1LRB1_RAT]	False	6.79	2.83E-02	148	375 147	58 513
4478	22.50	2	738.84	1475.67	0.00	0.29	3.25	LEEAKAADESER		F1LRB1	Uncharacterized protein (Fragment) OS=Rattus norvegicus GN=Tpm2 PE=3 SV=1 - [F1LRB1_RAT]	False	5.60	4.05E-02	144	491 670	83 871
5066	86.10	3	433.59	1297.76	0.00	0.10	3.97	KLVILEGELER		F1LRB1	Uncharacterized protein (Fragment) OS=Rattus norvegicus GN=Tpm2 PE=3 SV=1 - [F1LRB1_RAT]	False	2.31	2.55E-03	50	287 090	246 924
7168	86.20	2	649.89	1297.76	0.00	0.49	3.27	KLVILEGELER		F1LRB1	Uncharacterized protein (Fragment) OS=Rattus norvegicus GN=Tpm2 PE=3 SV=1 - [F1LRB1_RAT]	False	1.77	6.60E-03	44	336 865	232 817
6384	27.20	2	591.28	1180.55	0.00	0.35	2.47	MELQEMQLK	[1] Oxidation; (M) [6] Oxidation (M)	F1LRB1	Uncharacterized protein (Fragment) OS=Rattus norvegicus GN=Tpm2 PE=3 SV=1 - [F1LRB1_RAT]	False	1.88	4.47E-03	48	38 508	39 674
8367	15.04	2	315.68	629.35	0.00	2.08	1.49	VIENR		F1LRB1	Uncharacterized protein (Fragment) OS=Rattus norvegicus GN=Tpm2 PE=3 SV=1 - [F1LRB1_RAT]	False	4.37	2.61E-03	122	44 214	22 945
12131	32.58	4	507.99	2027.92	0.00	0.84	2.68	AMKDEEKMLQEMQLK	[2] Oxidation; (M) [8] Oxidation; (M) [13] Oxidation (M)	F1LRB1	Uncharacterized protein (Fragment) OS=Rattus norvegicus GN=Tpm2 PE=3 SV=1 - [F1LRB1_RAT]	False	2.73	3.60E-02	90	16 044	8 717
26	52.35	2	720.40	1438.78	0.00	1.07	3.54	APQVSTPTLVEAAR		P02770	Serum albumin OS=Rattus norvegicus GN=Alb PE=1 SV=2 - [ALBU_RAT]	True	0.26	3.71E-02	101	426 979	6 703 008
1275	52.35	3	480.60	1438.78	0.00	0.16	3.26	APQVSTPTLVEAAR		P02770	Serum albumin OS=Rattus norvegicus GN=Alb PE=1 SV=2 - [ALBU_RAT]	True	0.24	4.97E-02	115	1 457	71 819
9870	48.77	2	720.39	1438.77	-0.01	8.77	2.39	APQVSTPTLVEAAR		P02770	Serum albumin OS=Rattus norvegicus GN=Alb PE=1 SV=2 - [ALBU_RAT]	True	0.20	3.20E-02	102	6 052	11 408
35	57.63	2	575.31	1148.62	0.01	6.61	2.98	LVQEVDFDAK		P02770	Serum albumin OS=Rattus norvegicus GN=Alb PE=1 SV=2 - [ALBU_RAT]	False	0.34	2.44E-02	76	1 533 386	5 866 243
108	70.14	2	633.82	1265.63	0.00	0.28	3.80	FPNAEFAEITK		P02770	Serum albumin OS=Rattus norvegicus GN=Alb PE=1 SV=2 - [ALBU_RAT]	False	0.26	3.72E-02	104	203 178	4 394 959
147	63.62	2	486.79	971.57	0.00	0.09	2.26	QTAALVVK		P02770	Serum albumin OS=Rattus norvegicus GN=Alb PE=1 SV=2 - [ALBU_RAT]	True	0.26	3.65E-02	103	39 390	819 523
179	76.35	2	733.39	1464.77	0.00	1.35	4.41	LGEYGFQNAVLR		P02770	Serum albumin OS=Rattus norvegicus GN=Alb PE=1 SV=2 - [ALBU_RAT]	True	0.06	9.29E-03	136	133 510	2 214 001
14706	81.52	2	733.40	1464.78	0.00	2.09	2.86	LGEYGFQNAVLR		P02770	Serum albumin OS=Rattus norvegicus GN=Alb PE=1 SV=2 - [ALBU_RAT]	True	0.09	8.10E-04	110	11 443	19 622
201	29.37	2	491.27	980.52	0.00	0.28	2.57	KYEATLEK		P02770	Serum albumin OS=Rattus norvegicus GN=Alb PE=1 SV=2 - [ALBU_RAT]	True	0.24	3.20E-02	105	43 409	1 066 844
213	19.68	2	374.22	746.42	0.00	1.35	2.02	LATDVTK		P02770	Serum albumin OS=Rattus norvegicus GN=Alb PE=1 SV=2 - [ALBU_RAT]	True	0.15	6.34E-03	82	118 831	310 825
280	36.38	2	350.23	698.44	0.00	0.21	2.02	ALVAVR		P02770	Serum albumin OS=Rattus norvegicus GN=Alb PE=1 SV=2 - [ALBU_RAT]	True	0.25	3.35E-02	102	39 463	572 919
446	113.10	2	805.40	1608.79	0.00	1.88	4.27	DVFLGTFLYEYSR		P02770	Serum albumin OS=Rattus norvegicus GN=Alb PE=1 SV=2 - [ALBU_RAT]	True	0.21	1.40E-02	116	185 290	1 799 157
495	34.04	2	487.24	972.47	0.00	0.39	2.57	DLGEGHFK		P02770	Serum albumin OS=Rattus norvegicus GN=Alb PE=1 SV=2 - [ALBU_RAT]	True	0.25	3.66E-02	83	321 677	719 054
567	71.85	2	687.32	1372.64	0.00	1.37	3.16	TVMGDFAQFVDK		P02770	Serum albumin OS=Rattus norvegicus GN=Alb PE=1 SV=2 - [ALBU_RAT]	True	0.28	2.80E-02	97	27 189	298 536
828	94.52	2	650.36	1298.70	0.00	1.35	3.01	HPDYSVSLLR	[3] Oxidation (M)	P02770	Serum albumin OS=Rattus norvegicus GN=Alb PE=1 SV=2 - [ALBU_RAT]	True	0.22	2.84E-02	103	31 041	1 007 033
2685	94.52	3	433.91	1298.70	0.00	0.68	4.41	HPDYSVSLLR		P02770	Serum albumin OS=Rattus norvegicus GN=Alb PE=1 SV=2 - [ALBU_RAT]	True	0.19	2.76E-02	107	17 993	48 905
882	96.09	2	679.33	1356.64	0.00	0.46	3.54	TVMGDFAQFVDK		P02770	Serum albumin OS=Rattus norvegicus GN=Alb PE=1 SV=2 - [ALBU_RAT]	True	0.32	2.96E-02	77	316 311	779 005

Supplementary Table S4

Control normoxia animals	Proteins selected
Control without monocrotaline animals	
Hypoxia animals	
Monocrotaline animals	

# Features	Retention time (min)	Charge	m/z	Measured mass	Mass error (u)	Mass error (ppm)	Score	Sequence	Modifications	Accession	Description	Use in quantitation	Normalized abundance				
													Fold change RHF/CTL	Anova	Maximum CV	Hypoxia 1	Hypoxia 2
1050	26.62	2	427.22	852.42	0.00	0.38	2.11	YEATLEK		P02770	Serum albumin OS=Rattus norvegicus GN=Alb PE=1 SV=2 - [ALBU_RAT]	True	0.18	4.66E-02	116	26	43 939
1165	71.65	2	509.27	1016.53	0.00	0.11	2.51	SIHTLFGDK		P02770	Serum albumin OS=Rattus norvegicus GN=Alb PE=1 SV=2 - [ALBU_RAT]	True	0.25	4.49E-02	112	28 493	51 509
1327	16.07	2	356.69	711.37	0.00	1.10	1.97	SEIAHR		P02770	Serum albumin OS=Rattus norvegicus GN=Alb PE=1 SV=2 - [ALBU_RAT]	True	0.23	3.10E-02	100	10 103	271 801
1413	65.93	2	550.84	1099.66	0.00	0.18	2.70	KQTALAEVLK		P02770	Serum albumin OS=Rattus norvegicus GN=Alb PE=1 SV=2 - [ALBU_RAT]	False	0.20	3.38E-02	111	5 123	273 666
2781	31.11	2	509.74	1017.46	0.00	0.51	2.63	CPYEEHIK		P02770	Serum albumin OS=Rattus norvegicus GN=Alb PE=1 SV=2 - [ALBU_RAT]	True	0.12	1.89E-02	105	6 046	9 904
8462	79.89	2	913.46	1824.91	0.00	1.13	3.52	RPCFSALTVDETYVPK		P02770	Serum albumin OS=Rattus norvegicus GN=Alb PE=1 SV=2 - [ALBU_RAT]	True	0.16	2.88E-02	129	1 921	4 803
3	63.32	2	622.33	1242.65	0.00	1.58	3.36	IQLVEEELDR		P09495	Tropomyosin alpha-4 chain OS=Rattus norvegicus GN=Tpm4 PE=1 SV=3 - [TPM4_RAT]	False	1.32	4.17E-02	26	93 901 685	115 623 184
5125	59.56	2	622.33	1242.65	0.00	1.90	2.43	IQLVEEELDR		P09495	Tropomyosin alpha-4 chain OS=Rattus norvegicus GN=Tpm4 PE=1 SV=3 - [TPM4_RAT]	False	1.96	7.97E-03	33	93 011	83 458
203	42.80	3	563.61	1687.79	-0.98	582.59	4.38	YSEKEDKYEIEIK		P09495	Tropomyosin alpha-4 chain OS=Rattus norvegicus GN=Tpm4 PE=1 SV=3 - [TPM4_RAT]	False	1.76	4.27E-02	45	45 521 204	46 060 467
357	42.95	4	422.96	1687.79	-0.98	583.24	1.88	YSEKEDKYEIEIK		P09495	Tropomyosin alpha-4 chain OS=Rattus norvegicus GN=Tpm4 PE=1 SV=3 - [TPM4_RAT]	False	1.72	1.63E-02	37	13 802 591	11 416 318
534	18.73	2	383.69	765.37	0.00	0.79	1.90	YEEVAR		P09495	Tropomyosin alpha-4 chain OS=Rattus norvegicus GN=Tpm4 PE=1 SV=3 - [TPM4_RAT]	False	1.57	4.61E-02	39	940 178	1 077 682
705	70.14	3	576.64	1726.89	0.00	0.00	1.95	IQLVEEELDRAQER		P09495	Tropomyosin alpha-4 chain OS=Rattus norvegicus GN=Tpm4 PE=1 SV=3 - [TPM4_RAT]	False	4.04	1.58E-02	101	11 742 069	3 520 082
2283	70.09	2	864.45	1726.89	0.00	1.09	3.49	IQLVEEELDRAQER		P09495	Tropomyosin alpha-4 chain OS=Rattus norvegicus GN=Tpm4 PE=1 SV=3 - [TPM4_RAT]	False	3.44	2.62E-02	106	4 810 948	1 226 267
1117	34.43	2	800.88	1599.75	0.00	1.39	3.88	IQLALQQADDAEDR		P09495	Tropomyosin alpha-4 chain OS=Rattus norvegicus GN=Tpm4 PE=1 SV=3 - [TPM4_RAT]	True	2.06	4.52E-04	38	654 095	676 661
2133	45.80	2	525.25	1048.49	0.00	1.23	2.46	SSDLEELK		P09495	Tropomyosin alpha-4 chain OS=Rattus norvegicus GN=Tpm4 PE=1 SV=3 - [TPM4_RAT]	True	1.73	7.72E-03	51	165 933	232 777
2427	19.73	2	470.73	939.44	0.00	1.28	2.14	HIAEEADR		P09495	Tropomyosin alpha-4 chain OS=Rattus norvegicus GN=Tpm4 PE=1 SV=3 - [TPM4_RAT]	False	2.31	1.44E-03	53	188 104	217 024
2546	20.66	2	494.25	986.48	0.00	1.10	3.31	AEGDAAALNR		P09495	Tropomyosin alpha-4 chain OS=Rattus norvegicus GN=Tpm4 PE=1 SV=3 - [TPM4_RAT]	True	2.06	3.93E-03	55	72 610	81 593
2562	39.15	3	576.96	1727.84	0.00	0.43	4.08	KIQALQQADDAEDR		P09495	Tropomyosin alpha-4 chain OS=Rattus norvegicus GN=Tpm4 PE=1 SV=3 - [TPM4_RAT]	True	2.53	6.69E-04	51	306 648	254 684
4742	39.15	2	864.93	1727.85	0.00	1.07	4.05	KIQALQQADDAEDR		P09495	Tropomyosin alpha-4 chain OS=Rattus norvegicus GN=Tpm4 PE=1 SV=3 - [TPM4_RAT]	True	2.45	1.62E-04	41	232 960	166 617
2941	24.30	3	414.54	1240.61	-3.01	2419.49	2.34	EKAEGDAAALNR		P09495	Tropomyosin alpha-4 chain OS=Rattus norvegicus GN=Tpm4 PE=1 SV=3 - [TPM4_RAT]	True	0.50	4.48E-02	108	16 375	13 800
3398	22.55	3	492.90	1475.67	0.00	1.61	3.07	LEEAKAADER		P09495	Tropomyosin alpha-4 chain OS=Rattus norvegicus GN=Tpm4 PE=1 SV=3 - [TPM4_RAT]	False	6.79	2.83E-02	148	375 147	58 513
4478	22.50	2	738.84	1475.67	0.00	0.29	3.25	LEEAKAADER		P09495	Tropomyosin alpha-4 chain OS=Rattus norvegicus GN=Tpm4 PE=1 SV=3 - [TPM4_RAT]	False	5.60	4.05E-02	144	491 670	83 871
5066	86.10	3	433.59	1297.76	0.00	0.10	3.97	KLIVLEGELER		P09495	Tropomyosin alpha-4 chain OS=Rattus norvegicus GN=Tpm4 PE=1 SV=3 - [TPM4_RAT]	False	2.31	2.55E-03	50	287 090	246 924
7168	86.20	2	649.89	1297.76	0.00	0.49	3.27	KLIVLEGELER		P09495	Tropomyosin alpha-4 chain OS=Rattus norvegicus GN=Tpm4 PE=1 SV=3 - [TPM4_RAT]	False	1.77	6.00E-03	44	336 865	232 817
5663	16.53	2	336.69	671.37	0.00	1.10	1.56	AQGLQR		P09495	Tropomyosin alpha-4 chain OS=Rattus norvegicus GN=Tpm4 PE=1 SV=3 - [TPM4_RAT]	True	2.20	3.62E-03	59	48 725	60 494
6384	27.20	2	591.28	1180.55	0.00	0.35	2.47	MEIQEMQLK	[1] Oxidation; (M) [6] Oxidation (M)	P09495	Tropomyosin alpha-4 chain OS=Rattus norvegicus GN=Tpm4 PE=1 SV=3 - [TPM4_RAT]	False	1.88	4.47E-03	48	38 508	39 674
7757	99.58	3	611.65	1831.92	0.00	0.22	3.34	SSDLEELKNVNTNLK		P09495	Tropomyosin alpha-4 chain OS=Rattus norvegicus GN=Tpm4 PE=1 SV=3 - [TPM4_RAT]	False	2.85	2.42E-04	42	350 286	224 351
14367	99.68	2	916.97	1831.92	0.00	1.73	1.93	SSDLEELKNVNTNLK		P09495	Tropomyosin alpha-4 chain OS=Rattus norvegicus GN=Tpm4 PE=1 SV=3 - [TPM4_RAT]	True	2.19	9.81E-03	59	158 666	78 628
8367	15.04	2	315.68	629.35	0.00	2.08	1.49	VIENR		P09495	Tropomyosin alpha-4 chain OS=Rattus norvegicus GN=Tpm4 PE=1 SV=3 - [TPM4_RAT]	False	4.37	2.61E-03	122	44 214	22 945
12131	32.58	4	507.99	2027.92	0.00	0.84	2.68	AMKDEEKMEIQEMQLK	[2] Oxidation; (M) [8] Oxidation; (M) [13] Oxidation (M)	P09495	Tropomyosin alpha-4 chain OS=Rattus norvegicus GN=Tpm4 PE=1 SV=3 - [TPM4_RAT]	False	2.73	3.60E-02	90	16 044	8 717
3	63.32	2	622.33	1242.65	0.00	1.58	3.36	IQLVEEELDR		Q92322	Tropomyosin 1, alpha, isoform CRA_a OS=Rattus norvegicus GN=Tpm1 PE=2 SV=1 - [Q92322_RA]	False	1.32	4.17E-02	26	93 901 685	115 623 184
5125	59.56	2	622.33	1242.65	0.00	1.90	2.43	IQLVEEELDR		Q92322	Tropomyosin 1, alpha, isoform CRA_a OS=Rattus norvegicus GN=Tpm1 PE=2 SV=1 - [Q92322_RA]	False	1.96	7.97E-03	33	93 011	83 458
20	26.57	3	358.52	1072.55	0.00	0.00	2.95	LDKENALDR		Q92322	Tropomyosin 1, alpha, isoform CRA_a OS=Rattus norvegicus GN=Tpm1 PE=2 SV=1 - [Q92322_RA]	False	1.51	2.91E-02	32	20 014 419	21 032 150
203	42.80	3	563.61	1687.79	0.00	0.09	4.68	YSQKEDKYEIEIK		Q92322	Tropomyosin 1, alpha, isoform CRA_a OS=Rattus norvegicus GN=Tpm1 PE=2 SV=1 - [Q92322_RA]	False	1.76	4.27E-02	45	45 521 204	46 060 467
357	42.95	4	422.96	1687.79	0.00	0.56	2.37	YSQKEDKYEIEIK		Q92322	Tropomyosin 1, alpha, isoform CRA_a OS=Rattus norvegicus GN=Tpm1 PE=2 SV=1 - [Q92322_RA]	False	1.72	1.63E-02	37	13 802 591	11 416 318
237	16.07	2	302.18	602.34	0.00	1.81	4.19	VIESR		Q92322	Tropomyosin 1, alpha, isoform CRA_a OS=Rattus norvegicus GN=Tpm1 PE=2 SV=1 - [Q92322_RA]	False	2.77	2.45E-02	84	6 703 132	3 778 160
333	56.49	3	659.34	1975.00	0.00	0.87	5.11	AQKDEEKMEIQEIQLK	[8] Oxidation (M)	Q92322	Tropomyosin 1, alpha, isoform CRA_a OS=Rattus norvegicus GN=Tpm1 PE=2 SV=1 - [Q92322_RA]	False	1.66	4.01E-02	40	31 633 497	31 239 292
356	56.49	4	494.76	1974.99	0.00	0.48	3.44	AQKDEEKMEIQEIQLK	[8] Oxidation (M)	Q92322	Tropomyosin 1, alpha, isoform CRA_a OS=Rattus norvegicus GN=Tpm1 PE=2 SV=1 - [Q92322_RA]	False	1.76	1.13E-02	34	18 069 071	17 066 303
367	64.60	2	816.91	1631.81	0.00	1.91	5.20	DEEKMEIQEIQLK		Q92322	Tropomyosin 1, alpha, isoform CRA_a OS=Rattus norvegicus GN=Tpm1 PE=2 SV=1 - [Q92322_RA]	False	1.45	4.58E-02	30	8 100 441	7 673 590
406	64.79	3	544.94	1631.81	0.00	0.24	4.28	DEEKMEIQEIQLK		Q92322	Tropomyosin 1, alpha, isoform CRA_a OS=Rattus norvegicus GN=Tpm1 PE=2 SV=1 - [Q92322_RA]	False	1.53	2.74E-02	30	3 905 492	3 798 704
534	18.73	2	383.69	765.37	0.00	0.79	1.90	YEEVAR		Q92322	Tropomyosin 1, alpha, isoform CRA_a OS=Rattus norvegicus GN=Tpm1 PE=2 SV=1 - [Q92322_RA]	False	1.57	4.61E-02	39	940 178	1 077 682
705	70.14	3	576.64	1726.89	0.00	0.00	1.95	IQLVEEELDRAQER		Q92322	Tropomyosin 1, alpha, isoform CRA_a OS=Rattus norvegicus GN=Tpm1 PE=2 SV=1 - [Q92322_RA]	False	4.04	1.58E-02	101	11 742 069	3 520 082
2283	70.09	2	864.45	1726.89	0.00	1.09	3.49	IQLVEEELDRAQER		Q92322	Tropomyosin 1, alpha, isoform CRA_a OS=Rattus norvegicus GN=Tpm1 PE=2 SV=1 - [Q92322_RA]	False	3.44	2.62E-02	106	4 810 948	1 226 267
1150	69.03	4	490.76	1959.00	0.00	0.37	3.83	AQKDEEKMEIQEIQLK		Q92322	Tropomyosin 1, alpha, isoform CRA_a OS=Rattus norvegicus GN=Tpm1 PE=2 SV=1 - [Q92322_RA]	False	2.91	5.06E-03	87	3 893 104	2 159 176
1323	30.00	2	523.27	1044.52	0.00	0.33	3.53	AEDAVASLNR		Q92322	Tropomyosin 1, alpha, isoform CRA_a OS=Rattus norvegicus GN=Tpm1 PE=2 SV=1 - [Q92322_RA]	True	1.46	2.55E-02	32	212 902	215 469
1449	75.74	3	557.97	1670.88	0.00	0.01	2.21	LVIIISDLRAEER		Q92322	Tropomyosin 1, alpha, isoform CRA_a OS=Rattus norvegicus GN=Tpm1 PE=2 SV=1 - [Q92322_RA]	False	4.10	1.54E-02	97	4 850 901	1 857 174
3419	75.89	2	836.45	1670.88	0.00	0.38	2.79	LVIIISDLRAEER		Q92322	Tropomyosin 1, alpha, isoform CRA_a OS=Rattus norvegicus GN=Tpm1 PE=2 SV=1 - [Q92322_RA]	False	3.68	2.20E-02	100	2 430 044	818 354
2120	46.58	2	702.85	1403.68	0.00	1.20	4.13	AEDSLLAADETAAK		Q92322	Tropomyosin 1, alpha, isoform CRA_a OS=Rattus norvegicus GN=Tpm1 PE=2 SV=1 - [Q92322_RA]	True	1.55	1.85E-02	33	271 900	258 183
2353	11.51	2	495.25	988.48	0.00	2.88	3.04	AEQAEADKK		Q92322	Tropomyosin 1, alpha, isoform CRA_a OS=Rattus norvegicus GN=Tpm1 PE=2 SV=1 - [Q92322_RA]	False	6.94	1.01E-02	172	1 565 354	302 659
2529	11.51	3	330.50	988.48	0.00	2.23	2.88	AEQAEADKK		Q92322	Tropomyosin 1, alpha, isoform CRA_a OS=Rattus norvegicus GN=Tpm1 PE=2 SV=1 - [Q92322_RA]	False	9.07	1.43E-02	188	976 971	120 611
2972	93.39	3	600.67	1798.98	0.00	0.32	3.47	KLVIIESDLRAEER		Q92322	Tropomyosin 1, alpha, isoform CRA_a OS=Rattus norvegicus GN=Tpm1 PE=2 SV=1 - [Q92322_RA]	False	3.71	2.73E-02	104	8 175 556	2 501 584
3398	22.55	3	492.90	1475.67	0.00	1.61	3.07	LEEAKAADER		Q92322	Tropomyosin 1, alpha, isoform CRA_a OS=Rattus norvegicus GN=Tpm1 PE=2 SV=1 - [Q92322_RA]	False	6.79	2.83E-02	148	375 147	58 513

Supplementary Table S4

Control normoxia animals	Proteins selected
Control without monocrotaline animals	
Hypoxia animals	
Monocrotaline animals	

# Features	Retention time (min)	Charge	m/z	Measured mass	Mass error (u)	Mass error (ppm)	Score	Sequence	Modifications	Accession	Description	Use in quantitation	Fold change RHF/CTL	Anova	Maximum CV	Normalized abundance	
																Hypoxia 1	Hypoxia 2
5787	93.60	2	1025.53	2049.05	0.00	1.85	4.00	VLSLETSVSELSSQLNESK		F1LUA1	Uncharacterized protein (Fragment) OS=Rattus norvegicus GN=Eea1 PE=4 SV=1 - [F1LUA1_RAT]	True	1.78	4.22E-03	32	305 622	214 526
13113	93.50	3	684.02	2049.05	0.00	0.57	1.60	VLSLETSVSELSSQLNESK		F1LUA1	Uncharacterized protein (Fragment) OS=Rattus norvegicus GN=Eea1 PE=4 SV=1 - [F1LUA1_RAT]	True	1.59	6.86E-04	19	29 862	26 650
6009	63.66	2	914.48	1826.94	0.00	1.76	4.88	IQAGEGETAVLNQLQEK		F1LUA1	Uncharacterized protein (Fragment) OS=Rattus norvegicus GN=Eea1 PE=4 SV=1 - [F1LUA1_RAT]	True	1.67	1.10E-02	39	193 571	142 670
7647	58.52	2	537.79	1073.57	0.00	0.22	1.89	QLSTDLELR		F1LUA1	Uncharacterized protein (Fragment) OS=Rattus norvegicus GN=Eea1 PE=4 SV=1 - [F1LUA1_RAT]	True	1.98	2.70E-03	32	33 527	21 008
7750	26.86	2	594.81	1187.61	0.00	0.09	1.70	GEVTAQAQNTLK		F1LUA1	Uncharacterized protein (Fragment) OS=Rattus norvegicus GN=Eea1 PE=4 SV=1 - [F1LUA1_RAT]	True	1.60	9.88E-03	28	36 237	25 622
7871	20.75	2	496.75	991.49	0.00	2.35	2.21	VSDSLQTSR		F1LUA1	Uncharacterized protein (Fragment) OS=Rattus norvegicus GN=Eea1 PE=4 SV=1 - [F1LUA1_RAT]	True	1.61	2.53E-02	57	14 533	12 056
8040	55.80	2	889.47	1776.93	0.00	1.92	2.80	LTMQVTTLNENLGTVK	[3] Oxidation (M)	F1LUA1	Uncharacterized protein (Fragment) OS=Rattus norvegicus GN=Eea1 PE=4 SV=1 - [F1LUA1_RAT]	True	1.90	6.46E-04	23	100 820	76 718
8912	40.07	2	563.29	1124.57	0.00	0.34	2.14	LSALQSTYDK		F1LUA1	Uncharacterized protein (Fragment) OS=Rattus norvegicus GN=Eea1 PE=4 SV=1 - [F1LUA1_RAT]	True	2.12	3.29E-03	43	10 521	12 039
12045	109.71	3	1108.53	3322.58	0.01	2.08	3.39	SDGLVTDSSAELQSLQEAAQTENFNK		F1LUA1	Uncharacterized protein (Fragment) OS=Rattus norvegicus GN=Eea1 PE=4 SV=1 - [F1LUA1_RAT]	True	1.67	2.19E-02	33	199 022	103 986
333	56.49	3	659.34	1975.00	-0.99	501.09	2.63	KQKFDPTITDGLSVPSR		Q62736	Non-muscle caldesmon OS=Rattus norvegicus GN=Cald1 PE=1 SV=1 - [CALD1_RAT]	False	1.66	4.01E-02	40	31 633 497	31 239 292
1696	43.05	2	683.85	1365.68	0.00	1.19	3.61	LEQYTNIAEGTK		Q62736	Non-muscle caldesmon OS=Rattus norvegicus GN=Cald1 PE=1 SV=1 - [CALD1_RAT]	True	2.22	7.98E-04	43	392 518	246 686
2240	35.80	2	712.35	1422.69	1.01	709.56	2.85	GSVFSSPSASGTPNK		Q62736	Non-muscle caldesmon OS=Rattus norvegicus GN=Cald1 PE=1 SV=1 - [CALD1_RAT]	True	1.51	1.35E-02	39	513 806	375 394
2338	65.83	2	860.92	1719.83	0.00	1.03	3.76	EFDPTITDGLSVPSR		Q62736	Non-muscle caldesmon OS=Rattus norvegicus GN=Cald1 PE=1 SV=1 - [CALD1_RAT]	True	1.78	4.20E-03	47	533 877	541 096
2766	16.70	3	742.64	2224.91	0.00	4.44	3.36	MQNNSAENETAEGEEKGESR	[1] Oxidation (M)	Q62736	Non-muscle caldesmon OS=Rattus norvegicus GN=Cald1 PE=1 SV=1 - [CALD1_RAT]	True	1.94	5.71E-04	27	191 417	136 089
3183	20.20	2	516.25	1030.49	0.00	0.47	2.69	VLEEEEQR		Q62736	Non-muscle caldesmon OS=Rattus norvegicus GN=Cald1 PE=1 SV=1 - [CALD1_RAT]	True	1.84	1.81E-03	35	59 338	45 504
3299	28.07	2	568.77	1135.53	0.00	0.62	2.36	QTENAFSPSR		Q62736	Non-muscle caldesmon OS=Rattus norvegicus GN=Cald1 PE=1 SV=1 - [CALD1_RAT]	False	2.04	2.29E-03	44	158 258	112 626
4957	25.42	2	701.35	1400.69	0.00	0.36	2.93	GGNLGENQIKDEK		Q62736	Non-muscle caldesmon OS=Rattus norvegicus GN=Cald1 PE=1 SV=1 - [CALD1_RAT]	True	2.28	2.88E-03	50	175 491	85 520
5391	55.55	2	932.93	1863.85	0.00	1.94	4.01	YEMEETVEVITSYQK	[3] Oxidation (M)	Q62736	Non-muscle caldesmon OS=Rattus norvegicus GN=Cald1 PE=1 SV=1 - [CALD1_RAT]	True	2.31	3.20E-03	77	271 863	177 361
5600	20.52	2	822.40	1642.78	0.00	0.57	3.56	ASGDKEAEGAPQVEAGK		Q62736	Non-muscle caldesmon OS=Rattus norvegicus GN=Cald1 PE=1 SV=1 - [CALD1_RAT]	False	1.69	8.84E-03	46	174 510	98 691
5854	60.79	3	510.61	1528.82	1.00	655.89	2.34	QQEAALLELELKK		Q62736	Non-muscle caldesmon OS=Rattus norvegicus GN=Cald1 PE=1 SV=1 - [CALD1_RAT]	True	2.05	2.12E-03	49	98 092	64 169
6310	18.82	3	737.31	2208.92	0.00	0.62	2.60	MQNNSAENETAEGEEKGESR		Q62736	Non-muscle caldesmon OS=Rattus norvegicus GN=Cald1 PE=1 SV=1 - [CALD1_RAT]	True	2.16	8.06E-04	32	65 895	56 264
6870	13.22	2	582.22	1162.44	0.00	2.03	2.76	NDDEEEAAR		Q62736	Non-muscle caldesmon OS=Rattus norvegicus GN=Cald1 PE=1 SV=1 - [CALD1_RAT]	True	1.93	4.85E-03	47	50 799	51 676
1885	74.29	2	959.48	1916.94	0.00	2.06	4.65	NTGIEAPDYLATVDVDPK		Q8VIF7	Selenium-binding protein 1 OS=Rattus norvegicus GN=Selenbp1 PE=1 SV=1 - [SBP1_RAT]	True	0.44	2.47E-02	52	647 352	422 865
2630	94.26	2	755.89	1509.77	0.00	1.28	3.82	GGFVLDGETFEVK		Q8VIF7	Selenium-binding protein 1 OS=Rattus norvegicus GN=Selenbp1 PE=1 SV=1 - [SBP1_RAT]	True	0.40	8.50E-03	54	227 530	198 634
2767	86.41	2	549.85	1097.68	0.00	0.32	2.47	LILPSIISR	[7] Oxidation (M)	Q8VIF7	Selenium-binding protein 1 OS=Rattus norvegicus GN=Selenbp1 PE=1 SV=1 - [SBP1_RAT]	True	0.35	1.82E-02	57	103 014	67 721
2910	61.64	2	778.41	1554.81	0.00	0.07	2.58	VPGGPQMIQLSLDGK		Q8VIF7	Selenium-binding protein 1 OS=Rattus norvegicus GN=Selenbp1 PE=1 SV=1 - [SBP1_RAT]	False	0.34	3.78E-03	59	122 956	80 347
3374	28.95	2	385.74	769.47	0.00	0.85	1.81	VIQVPSK		Q8VIF7	Selenium-binding protein 1 OS=Rattus norvegicus GN=Selenbp1 PE=1 SV=1 - [SBP1_RAT]	True	0.28	1.68E-02	59	20 108	10 649
3425	84.42	2	513.30	1024.59	0.00	0.14	1.86	DGLIPLDIR		Q8VIF7	Selenium-binding protein 1 OS=Rattus norvegicus GN=Selenbp1 PE=1 SV=1 - [SBP1_RAT]	True	0.35	1.98E-02	56	78 251	52 578
3775	37.27	2	553.76	1105.50	0.00	0.17	2.03	NEGGTWSVEK		Q8VIF7	Selenium-binding protein 1 OS=Rattus norvegicus GN=Selenbp1 PE=1 SV=1 - [SBP1_RAT]	True	0.39	2.08E-02	56	47 218	28 579
4029	93.45	2	632.34	1262.67	0.00	1.35	2.72	LNPNFLVDFGK		Q8VIF7	Selenium-binding protein 1 OS=Rattus norvegicus GN=Selenbp1 PE=1 SV=1 - [SBP1_RAT]	True	0.34	1.87E-02	61	61 325	47 866
7513	81.87	2	666.90	1331.78	0.00	1.08	2.36	LTGQIFLGGSIK		Q8VIF7	Selenium-binding protein 1 OS=Rattus norvegicus GN=Selenbp1 PE=1 SV=1 - [SBP1_RAT]	True	0.27	8.29E-03	64	52 715	32 686
11200	71.50	3	434.91	1301.71	0.00	0.42	2.34	EPLGPALAHDLR		Q8VIF7	Selenium-binding protein 1 OS=Rattus norvegicus GN=Selenbp1 PE=1 SV=1 - [SBP1_RAT]	False	0.18	2.49E-03	69	10 829	8 880
13797	97.30	3	824.71	2471.11	0.00	1.94	2.46	GTWEKPGGAPMGYDFWYQPR		Q8VIF7	Selenium-binding protein 1 OS=Rattus norvegicus GN=Selenbp1 PE=1 SV=1 - [SBP1_RAT]	True	0.28	1.02E-02	78	42 107	23 446
14006	87.98	2	773.89	1545.77	0.00	2.11	1.29	LYVTTSLYSADWK		Q8VIF7	Selenium-binding protein 1 OS=Rattus norvegicus GN=Selenbp1 PE=1 SV=1 - [SBP1_RAT]	True	0.27	2.11E-03	51	10 620	4 586
14721	89.17	2	773.89	1545.77	0.00	1.71	2.68	LYVTTSLYSADWK		Q8VIF7	Selenium-binding protein 1 OS=Rattus norvegicus GN=Selenbp1 PE=1 SV=1 - [SBP1_RAT]	True	0.11	2.87E-03	144	1 716	4 424
2149	38.25	2	679.86	1357.71	0.00	0.36	3.62	LLATEQEDAAVAK		F1MSX1	Uncharacterized protein (Fragment) OS=Rattus norvegicus GN=Rrbp1 PE=4 SV=1 - [F1MSX1_RA]	True	2.58	1.16E-04	33	216 093	170 650
2297	73.19	2	864.96	1727.90	0.00	0.89	3.24	AAGPLESSGIEEVTLK		F1MSX1	Uncharacterized protein (Fragment) OS=Rattus norvegicus GN=Rrbp1 PE=4 SV=1 - [F1MSX1_RA]	True	3.08	5.18E-05	33	698 150	364 986
3073	37.86	2	695.85	1389.68	0.00	2.37	3.03	DALNQATSQVESK		F1MSX1	Uncharacterized protein (Fragment) OS=Rattus norvegicus GN=Rrbp1 PE=4 SV=1 - [F1MSX1_RA]	True	2.15	2.50E-04	26	188 459	134 833
3397	74.74	2	937.47	1872.92	0.00	1.73	5.49	SIEALLEAGQAQDSQASR		F1MSX1	Uncharacterized protein (Fragment) OS=Rattus norvegicus GN=Rrbp1 PE=4 SV=1 - [F1MSX1_RA]	True	2.47	2.31E-04	37	423 379	315 760
4382	18.44	2	524.26	1046.50	0.00	0.31	2.20	AENSQTLTR		F1MSX1	Uncharacterized protein (Fragment) OS=Rattus norvegicus GN=Rrbp1 PE=4 SV=1 - [F1MSX1_RA]	True	3.01	8.09E-04	52	29 910	24 563
4558	41.34	2	550.81	1099.60	0.00	0.19	2.56	LQEQENSILR		F1MSX1	Uncharacterized protein (Fragment) OS=Rattus norvegicus GN=Rrbp1 PE=4 SV=1 - [F1MSX1_RA]	True	2.71	9.52E-04	42	44 966	32 743
5192	54.81	2	906.47	1810.92	0.00	2.21	4.54	TLQEQLENGPNTQLAR		F1MSX1	Uncharacterized protein (Fragment) OS=Rattus norvegicus GN=Rrbp1 PE=4 SV=1 - [F1MSX1_RA]	True	2.84	1.51E-04	38	142 950	118 708
7500	59.07	2	611.32	1220.63	0.00	0.16	2.13	TILAETEGMLK	[9] Oxidation (M)	F1MSX1	Uncharacterized protein (Fragment) OS=Rattus norvegicus GN=Rrbp1 PE=4 SV=1 - [F1MSX1_RA]	True	2.58	3.55E-04	42	46 175	32 802
9215	58.13	2	611.32	1220.63	0.00	0.55	2.38	TILAETEGMLK	[9] Oxidation (M)	F1MSX1	Uncharacterized protein (Fragment) OS=Rattus norvegicus GN=Rrbp1 PE=4 SV=1 - [F1MSX1_RA]	True	2.44	8.76E-03	46	27 773	28 103
8701	62.78	2	537.78	1073.55	0.00	0.16	3.38	AMEALALALR		F1MSX1	Uncharacterized protein (Fragment) OS=Rattus norvegicus GN=Rrbp1 PE=4 SV=1 - [F1MSX1_RA]	True	3.60	5.63E-05	35	20 460	13 056
9995	37.42	3	463.58	1387.71	0.00	0.13	3.26	LRGELESSDQVR		F1MSX1	Uncharacterized protein (Fragment) OS=Rattus norvegicus GN=Rrbp1 PE=4 SV=1 - [F1MSX1_RA]	True	4.45	4.05E-02	78	4 137	2 814
10161	66.34	2	472.79	943.56	0.00	0.30	1.44	LIEILSEK		F1MSX1	Uncharacterized protein (Fragment) OS=Rattus norvegicus GN=Rrbp1 PE=4 SV=1 - [F1MSX1_RA]	True	3.09	3.74E-02	63	2 524	13 763
14931	75.04	3	638.65	1912.92	0.00	0.83	2.78	TLVSTVGSVMVFSEGAQR	[9] Oxidation (M)	F1MSX1	Uncharacterized protein (Fragment) OS=Rattus norvegicus GN=Rrbp1 PE=4 SV=1 - [F1MSX1_RA]	True	4.46	5.16E-04	63	19 184	10 321
17596	96.28	2	949.47	1896.93	0.00	0.38	2.84	TLVSTVGSVMVFSEGAQR		F1MSX1	Uncharacterized protein (Fragment) OS=Rattus norvegicus GN=Rrbp1 PE=4 SV=1 - [F1MSX1_RA]	True	3.99	2.20E-04	52	42 458	33 284
18848	96.14	3	633.32	1896.93	0.00	1.73	3.27	TLVSTVGSVMVFSEGAQR		F1MSX1	Uncharacterized protein (Fragment) OS=Rattus norvegicus GN=Rrbp1 PE=4 SV=1 - [F1MSX1_RA]	True	6.22	4.88E-04	75	13 709	8 575
110	41.53	2	541.27	1080.52	-1.00	924.35	2.40	HNNYASISK		P16290	Phosphoglycerate mutase 2 OS=Rattus norvegicus GN=Pgam2 PE=2 SV=2 - [PGAM2_RAT]	False	0.47	4.03E-04	30	2 121 435	3 188 990
699	89.73	2	707.87	1413.73	0.00	0.65	3.40	ALPWFNNEIAPK		P16290	Phosphoglycerate mutase 2 OS=Rattus norvegicus GN=Pgam2 PE=2 SV=2 - [PGAM2_RAT]	False	0.06	3.92E-02	154	97 066	517 432

Supplementary Table S4

Control normoxia animals	Proteins selected
Control without monocrotaline animals	
Hypoxia animals	
Monocrotaline animals	

# Features	Retention time (min)	Charge	m/z	Measured mass	Mass error (u)	Mass error (ppm)	Score	Sequence	Modifications	Accession	Description	Use in quantitation	Fold change RHF/CTL	ANOVA	Maximum CV	Normalized abundance	
																Hypoxia 1	Hypoxia 2
764	45.95	2	533.26	1064.51	0.00	0.48	2.75	FLGDEETVR		P16290	Phosphoglycerate mutase 2 OS=Rattus norvegicus GN=Pgam2 PE=2 SV=2 - [PGAM2_RAT]	True	0.07	4.92E-02	146	68 783	165 006
966	33.02	2	688.81	1375.60	0.00	1.28	3.90	SFDTPPPMDEK		P16290	Phosphoglycerate mutase 2 OS=Rattus norvegicus GN=Pgam2 PE=2 SV=2 - [PGAM2_RAT]	True	0.05	3.58E-02	147	17 844	190 142
1328	45.02	3	384.23	1149.66	0.00	0.28	2.14	VLIAAHGNSLR	[9] Oxidation (M)	P16290	Phosphoglycerate mutase 2 OS=Rattus norvegicus GN=Pgam2 PE=2 SV=2 - [PGAM2_RAT]	False	0.02	3.96E-02	212	813	51 869
3636	46.83	3	384.23	1149.66	0.00	0.74	1.67	VLIAAHGNSLR		P16290	Phosphoglycerate mutase 2 OS=Rattus norvegicus GN=Pgam2 PE=2 SV=2 - [PGAM2_RAT]	False	0.05	4.51E-02	156	-	9 596
1394	20.75	2	488.25	974.48	0.00	0.87	2.32	AMEAVAAQGK		P16290	Phosphoglycerate mutase 2 OS=Rattus norvegicus GN=Pgam2 PE=2 SV=2 - [PGAM2_RAT]	False	0.07	3.53E-02	147	6 513	39 583
2134	13.89	2	560.29	1118.57	0.00	1.99	3.14	KAMEAVAAQGK	[3] Oxidation (M)	P16290	Phosphoglycerate mutase 2 OS=Rattus norvegicus GN=Pgam2 PE=2 SV=2 - [PGAM2_RAT]	False	0.04	4.78E-02	148	2 799	28 611
2576	25.90	2	672.29	1342.57	0.00	0.97	3.00	HGESSWNQENR		P16290	Phosphoglycerate mutase 2 OS=Rattus norvegicus GN=Pgam2 PE=2 SV=2 - [PGAM2_RAT]	True	0.02	3.83E-02	160	2 373	21 588
5084	43.05	3	398.54	1192.61	0.00	0.88	1.85	FLGDEETVRK		P16290	Phosphoglycerate mutase 2 OS=Rattus norvegicus GN=Pgam2 PE=2 SV=2 - [PGAM2_RAT]	True	0.01	1.04E-02	185	225	120
15041	47.47	3	506.24	1515.70	0.00	0.70	1.63	RSFDTPPPMDEK		P16290	Phosphoglycerate mutase 2 OS=Rattus norvegicus GN=Pgam2 PE=2 SV=2 - [PGAM2_RAT]	True	0.00	1.43E-02	245	-	-
624	57.24	2	689.91	1377.80	0.00	1.50	4.53	GAVSPVGVQPILNK		P06866	Haptoglobin OS=Rattus norvegicus GN=Hp PE=1 SV=3 - [HPT_RAT]	True	0.39	3.51E-02	111	938 523	580 328
1354	77.49	2	645.87	1289.72	0.00	1.01	3.30	DIAPTLTLVGG		P06866	Haptoglobin OS=Rattus norvegicus GN=Hp PE=1 SV=3 - [HPT_RAT]	True	0.39	4.81E-02	109	476 162	255 206
1398	52.84	2	834.41	1666.80	0.00	0.16	3.82	LQTEGDGIYTLNSEK		P06866	Haptoglobin OS=Rattus norvegicus GN=Hp PE=1 SV=3 - [HPT_RAT]	False	0.54	4.01E-02	88	784 304	553 424
1508	73.15	2	472.29	942.57	0.00	0.22	2.28	SVVDIIGLK		P06866	Haptoglobin OS=Rattus norvegicus GN=Hp PE=1 SV=3 - [HPT_RAT]	True	0.36	4.44E-02	110	189 171	110 700
2113	49.85	2	654.83	1307.64	0.00	1.12	3.05	YVMLPVADQEK	[3] Oxidation (M)	P06866	Haptoglobin OS=Rattus norvegicus GN=Hp PE=1 SV=3 - [HPT_RAT]	True	0.40	8.93E-03	89	178 023	122 253
2414	60.74	2	646.83	1291.65	0.00	1.38	2.36	YVMLPVADQEK		P06866	Haptoglobin OS=Rattus norvegicus GN=Hp PE=1 SV=3 - [HPT_RAT]	False	0.39	1.30E-02	91	143 518	110 965
3389	39.00	2	543.27	1084.53	0.00	0.64	1.96	QVVNPAAGDK		P06866	Haptoglobin OS=Rattus norvegicus GN=Hp PE=1 SV=3 - [HPT_RAT]	True	0.50	3.98E-02	102	78 163	59 477
3517	18.30	2	454.23	906.45	0.00	0.37	2.10	HIGGSMDAK	[6] Oxidation (M)	P06866	Haptoglobin OS=Rattus norvegicus GN=Hp PE=1 SV=3 - [HPT_RAT]	True	0.30	1.18E-02	103	28 384	22 483
3600	69.48	3	550.95	1649.82	-0.98	591.41	1.73	ATDLKDWVQETMAK	[12] Oxidation (M)	P06866	Haptoglobin OS=Rattus norvegicus GN=Hp PE=1 SV=3 - [HPT_RAT]	False	1.76	9.51E-04	24	129 301	165 125
4845	59.81	2	506.74	1011.46	0.00	0.32	2.60	MGYVSGWGR		P06866	Haptoglobin OS=Rattus norvegicus GN=Hp PE=1 SV=3 - [HPT_RAT]	True	0.39	2.93E-02	95	37 710	27 270
5107	48.67	2	514.73	1027.46	0.00	0.76	2.69	MGYVSGWGR	[1] Oxidation (M)	P06866	Haptoglobin OS=Rattus norvegicus GN=Hp PE=1 SV=3 - [HPT_RAT]	True	0.38	2.89E-02	113	62 555	39 617
5251	40.36	2	562.26	1122.50	0.00	0.59	2.41	DWVQETMAK	[7] Oxidation (M)	P06866	Haptoglobin OS=Rattus norvegicus GN=Hp PE=1 SV=3 - [HPT_RAT]	True	0.27	6.18E-03	124	14 629	8 302
16665	93.10	3	545.94	1634.80	0.00	0.70	2.20	ATDLKDWVQETMAK		P06866	Haptoglobin OS=Rattus norvegicus GN=Hp PE=1 SV=3 - [HPT_RAT]	True	0.35	2.70E-02	150	21 016	3 741
43	66.24	2	744.86	1487.70	-5.98	4006.60	3.92	MMMADEALDSGLVSR		Q62651	Delta(3,5)-Delta(2,4)-dienoyl-CoA isomerase, mitochondrial OS=Rattus norvegicus GN=Ech1 PE=1 SV=1 - [AMPL_RAT]	False	0.70	6.43E-03	23	7 758 150	11 378 816
1224	82.74	2	625.84	1249.67	0.00	1.10	3.66	SLVNELTFTAR		Q62651	Delta(3,5)-Delta(2,4)-dienoyl-CoA isomerase, mitochondrial OS=Rattus norvegicus GN=Ech1 PE=1 SV=1 - [AMPL_RAT]	True	0.02	4.78E-02	162	10 879	73 919
2011	18.58	2	394.24	786.46	0.00	0.08	1.78	AVVVGAGK		Q62651	Delta(3,5)-Delta(2,4)-dienoyl-CoA isomerase, mitochondrial OS=Rattus norvegicus GN=Ech1 PE=1 SV=1 - [AMPL_RAT]	True	0.00	3.99E-02	188	-	464
2206	47.17	2	419.24	836.46	0.00	0.52	2.16	TFTVIEK		Q62651	Delta(3,5)-Delta(2,4)-dienoyl-CoA isomerase, mitochondrial OS=Rattus norvegicus GN=Ech1 PE=1 SV=1 - [AMPL_RAT]	True	0.00	3.53E-02	168	428	1 464
3556	80.80	2	411.24	820.46	0.00	0.88	2.15	IAWYLR		Q62651	Delta(3,5)-Delta(2,4)-dienoyl-CoA isomerase, mitochondrial OS=Rattus norvegicus GN=Ech1 PE=1 SV=1 - [AMPL_RAT]	True	0.00	4.25E-02	175	-	785
5823	48.87	3	552.27	1653.77	0.00	2.53	3.81	KMMMADEALDSGLVSR	[2] Oxidation; (M) [3] Oxidation (M)	Q62651	Delta(3,5)-Delta(2,4)-dienoyl-CoA isomerase, mitochondrial OS=Rattus norvegicus GN=Ech1 PE=1 SV=1 - [AMPL_RAT]	True	0.05	4.51E-02	153	3 194	4 199
13832	102.94	2	1365.13	2728.24	2.01	737.87	1.81	MFTSGIDLMDMASDILQPPGDDVAR	[1] Oxidation; (M) [9] Oxidation (M)	Q62651	Delta(3,5)-Delta(2,4)-dienoyl-CoA isomerase, mitochondrial OS=Rattus norvegicus GN=Ech1 PE=1 SV=1 - [AMPL_RAT]	True	0.13	2.00E-02	117	14 985	23 584
13832	102.94	2	1365.13	2728.24	2.01	737.87	1.76	MFTSGIDLMDMASDILQPPGDDVAR	[1] Oxidation; (M) [11] Oxidation (M)	Q62651	Delta(3,5)-Delta(2,4)-dienoyl-CoA isomerase, mitochondrial OS=Rattus norvegicus GN=Ech1 PE=1 SV=1 - [AMPL_RAT]	True	0.13	2.00E-02	117	14 985	23 584
15324	74.54	3	490.62	1468.83	0.00	0.28	2.97	HVLHVQLNRPEK		Q62651	Delta(3,5)-Delta(2,4)-dienoyl-CoA isomerase, mitochondrial OS=Rattus norvegicus GN=Ech1 PE=1 SV=1 - [AMPL_RAT]	True	0.00	1.36E-02	229	-	-
18576	86.97	4	368.21	1468.83	0.00	0.89	3.16	HVLHVQLNRPEK		Q62651	Delta(3,5)-Delta(2,4)-dienoyl-CoA isomerase, mitochondrial OS=Rattus norvegicus GN=Ech1 PE=1 SV=1 - [AMPL_RAT]	True	#VALUE!	1.87E-02	130	-	-
20587	112.52	3	1029.80	3086.36	0.00	0.95	2.73	DHSVDESLEYMATWNMSMLQTDIIK	[16] Oxidation (M)	Q62651	Delta(3,5)-Delta(2,4)-dienoyl-CoA isomerase, mitochondrial OS=Rattus norvegicus GN=Ech1 PE=1 SV=1 - [AMPL_RAT]	True	0.03	1.16E-02	181	4 702	2 597
20587	112.52	3	1029.80	3086.36	0.00	0.95	2.71	DHSVDESLEYMATWNMSMLQTDIIK	[18] Oxidation (M)	Q62651	Delta(3,5)-Delta(2,4)-dienoyl-CoA isomerase, mitochondrial OS=Rattus norvegicus GN=Ech1 PE=1 SV=1 - [AMPL_RAT]	True	0.03	1.16E-02	181	4 702	2 597
329	40.02	2	482.74	963.47	0.00	0.22	2.17	FEELLEAAR		Q63083	Nucleobindin-1 OS=Rattus norvegicus GN=Nucb1 PE=1 SV=1 - [NUCB1_RAT]	False	0.43	1.41E-02	97	245 601	258 153
2451	35.65	2	570.82	1139.63	0.00	0.04	2.38	VNVRPQSAQLK		Q63083	Nucleobindin-1 OS=Rattus norvegicus GN=Nucb1 PE=1 SV=1 - [NUCB1_RAT]	True	2.07	4.15E-04	38	117 906	89 736
4438	94.62	2	636.86	1271.71	0.00	0.94	3.70	DLELLQITATR		Q63083	Nucleobindin-1 OS=Rattus norvegicus GN=Nucb1 PE=1 SV=1 - [NUCB1_RAT]	True	2.05	2.13E-03	48	141 619	106 049
4665	43.59	2	612.30	1222.58	0.00	0.32	2.85	YLESLEEQR		Q63083	Nucleobindin-1 OS=Rattus norvegicus GN=Nucb1 PE=1 SV=1 - [NUCB1_RAT]	True	1.83	2.17E-04	20	55 437	46 799
4971	107.10	2	753.91	1505.81	0.00	1.04	3.69	LVLTLEEFLASTQR		Q63083	Nucleobindin-1 OS=Rattus norvegicus GN=Nucb1 PE=1 SV=1 - [NUCB1_RAT]	True	1.74	3.61E-03	39	242 815	156 681
13508	107.10	3	503.28	1506.81	1.00	664.86	2.41	LVLTLEEFLASTQR		Q63083	Nucleobindin-1 OS=Rattus norvegicus GN=Nucb1 PE=1 SV=1 - [NUCB1_RAT]	True	2.40	4.04E-04	45	15 346	13 187
5817	61.48	2	736.88	1471.75	0.00	1.15	3.16	ELQAAVLQMEQRF		Q63083	Nucleobindin-1 OS=Rattus norvegicus GN=Nucb1 PE=1 SV=1 - [NUCB1_RAT]	True	1.73	5.40E-03	43	81 834	59 138
6502	81.92	2	786.37	1570.73	0.01	3.32	2.53	EVWEELDGLDPNR		Q63083	Nucleobindin-1 OS=Rattus norvegicus GN=Nucb1 PE=1 SV=1 - [NUCB1_RAT]	True	1.75	7.91E-04	26	138 770	87 650
7311	53.93	3	625.97	1874.88	1.00	533.39	2.16	TVEMYPAYTEELKR	[4] Oxidation (M)	Q63083	Nucleobindin-1 OS=Rattus norvegicus GN=Nucb1 PE=1 SV=1 - [NUCB1_RAT]	True	1.68	2.96E-03	26	49 776	40 623
8226	79.14	3	642.36	1924.04	0.00	0.86	3.58	HKVPEQPPVLPQLDSQHL		Q63083	Nucleobindin-1 OS=Rattus norvegicus GN=Nucb1 PE=1 SV=1 - [NUCB1_RAT]	True	1.69	2.22E-03	24	149 375	94 327
886	63.17	2	616.84	1231.67	0.00	3.18	3.52	GVLFASGQNLAR		Q68F54	Cytosol aminopeptidase OS=Rattus norvegicus GN=Lap3 PE=1 SV=1 - [AMPL_RAT]	False	1.59	1.21E-02	34	501 682	266 435
2299	46.19	2	612.30	1222.58	0.00	0.75	3.32	LFEASVETGDR		Q68F54	Cytosol aminopeptidase OS=Rattus norvegicus GN=Lap3 PE=1 SV=1 - [AMPL_RAT]	True	1.45	2.29E-02	28	256 956	146 931
2354	23.82	2	818.87	1635.73	0.00	1.03	3.46	QLMESPANEMTPTR	[3] Oxidation; (M) [10] Oxidation (M)	Q68F54	Cytosol aminopeptidase OS=Rattus norvegicus GN=Lap3 PE=1 SV=1 - [AMPL_RAT]	True	1.79	3.65E-03	37	384 815	189 105
2567	56.15	3	676.31	2025.89	0.00	1.17	3.42	DKDDDDVPQFTSAGENFNK		Q68F54	Cytosol aminopeptidase OS=Rattus norvegicus GN=Lap3 PE=1 SV=1 - [AMPL_RAT]	True	1.70	3.20E-02	44	479 883	278 457
2843	40.26	2	418.23	834.45	0.00	0.07	2.11	FAEVIEK		Q68F54	Cytosol aminopeptidase OS=Rattus norvegicus GN=Lap3 PE=1 SV=1 - [AMPL_RAT]	True	1.78	2.41E-02	45	101 890	48 783
4623	37.02	2	810.87	1619.73	0.01	1.52	3.09	QLMESPANEMTPTR	[3] Oxidation (M)	Q68F54	Cytosol aminopeptidase OS=Rattus norvegicus GN=Lap3 PE=1 SV=1 - [AMPL_RAT]	True	1.49	4.46E-02	33	161 002	80 523
4778	71.30	2	475.29	948.56	0.00	0.34	2.45	GLVLGIYSK		Q68F54	Cytosol aminopeptidase OS=Rattus norvegicus GN=Lap3 PE=1 SV=1 - [AMPL_RAT]	True	1.74	3.40E-02	47	120 289	66 210
4978	49.46	2	802.88	1603.74	0.00	1.79	2.63	QLMESPANEMTPTR		Q68F54	Cytosol aminopeptidase OS=Rattus norvegicus GN=Lap3 PE=1 SV=1 - [AMPL_RAT]	True	1.70	4.05E-02	45	152 024	58 742

Supplementary Table S4

Control normoxia animals	Proteins selected
Control without monocrotaline animals	
Hypoxia animals	
Monocrotaline animals	

# Features	Retention time (min)	Charge	m/z	Measured mass	Mass error (u)	Mass error (ppm)	Score	Sequence	Modifications	Accession	Description	Use in quantitation	Fold change RHF/CTL	Anova	Maximum CV	Normalized abundance	
																Hypoxia 1	Hypoxia 2
6641	17.20	2	520.73	1039.44	0.00	1.61	1.85	ASANMDLMR	[5] Oxidation; (M) [8] Oxidation (M)	Q68FS4	Cytosol aminopeptidase OS=Rattus norvegicus GN=Lap3 PE=1 SV=1 - [AMPL_RAT]	True	1.63	2.21E-02	41	38 095	21 065
6855	28.27	2	512.73	1023.45	0.00	0.08	1.43	ASANMDLMR	[8] Oxidation (M)	Q68FS4	Cytosol aminopeptidase OS=Rattus norvegicus GN=Lap3 PE=1 SV=1 - [AMPL_RAT]	True	1.65	2.83E-02	44	29 674	12 348
8813	58.23	3	403.86	1208.57	0.00	0.20	2.22	MPLFEHYTR	[1] Oxidation (M)	Q68FS4	Cytosol aminopeptidase OS=Rattus norvegicus GN=Lap3 PE=1 SV=1 - [AMPL_RAT]	True	1.65	3.53E-02	47	45 095	21 984
9417	19.73	2	478.27	954.52	0.00	1.94	1.06	ANKPGDVVR		Q68FS4	Cytosol aminopeptidase OS=Rattus norvegicus GN=Lap3 PE=1 SV=1 - [AMPL_RAT]	True	1.86	4.77E-02	55	37 828	19 865
3068	109.10	3	901.12	2700.33	0.00	1.54	4.64	EIVDKYDLFVGSQATDFGEALVR		G3V6S3	RCG28015, isoform CRA_b OS=Rattus norvegicus GN=Calu PE=4 SV=1 - [G3V6S3_RAT]	True	2.49	4.12E-04	38	1 546 889	931 068
3449	44.58	2	640.80	1279.59	0.00	0.89	3.59	SFDQLTPESK		G3V6S3	RCG28015, isoform CRA_b OS=Rattus norvegicus GN=Calu PE=4 SV=1 - [G3V6S3_RAT]	True	2.65	8.83E-05	31	98 414	107 105
3600	69.48	3	550.95	1649.82	0.00	0.73	3.04	IDGDKDGFVTVDELK		G3V6S3	RCG28015, isoform CRA_b OS=Rattus norvegicus GN=Calu PE=4 SV=1 - [G3V6S3_RAT]	False	1.76	9.51E-04	24	129 301	165 125
5891	78.34	3	629.96	1886.84	0.00	0.67	1.80	DWLIPSDYDHAEEAR		G3V6S3	RCG28015, isoform CRA_b OS=Rattus norvegicus GN=Calu PE=4 SV=1 - [G3V6S3_RAT]	True	3.25	2.43E-04	45	139 380	99 890
6711	45.02	3	522.59	1564.74	0.00	0.39	2.53	SFDQLTPESKER		G3V6S3	RCG28015, isoform CRA_b OS=Rattus norvegicus GN=Calu PE=4 SV=1 - [G3V6S3_RAT]	True	4.29	2.72E-05	47	147 969	92 406
7395	91.32	3	688.97	2063.88	0.00	1.06	2.19	EFTAFHLPEEYDYMK	[15] Oxidation (M)	G3V6S3	RCG28015, isoform CRA_b OS=Rattus norvegicus GN=Calu PE=4 SV=1 - [G3V6S3_RAT]	True	3.25	9.62E-05	38	203 072	147 677
7430	31.99	3	431.88	1292.63	0.00	0.74	2.62	MADKDGDLIATK	[1] Oxidation (M)	G3V6S3	RCG28015, isoform CRA_b OS=Rattus norvegicus GN=Calu PE=4 SV=1 - [G3V6S3_RAT]	True	3.23	8.99E-06	29	59 619	48 154
11305	31.56	2	647.32	1292.63	0.00	0.20	2.09	MADKDGDLIATK	[1] Oxidation (M)	G3V6S3	RCG28015, isoform CRA_b OS=Rattus norvegicus GN=Calu PE=4 SV=1 - [G3V6S3_RAT]	True	3.04	3.00E-02	60	12 948	9 402
8426	113.41	3	1115.81	3344.42	0.01	2.00	3.03	NADGFIDLEEYIGDMYSHDGNADPEWVK	[15] Oxidation (M)	G3V6S3	RCG28015, isoform CRA_b OS=Rattus norvegicus GN=Calu PE=4 SV=1 - [G3V6S3_RAT]	True	2.28	2.41E-02	62	408 628	198 603
8755	101.65	3	683.64	2047.89	0.01	3.37	1.93	EFTAFHLPEEYDYMK		G3V6S3	RCG28015, isoform CRA_b OS=Rattus norvegicus GN=Calu PE=4 SV=1 - [G3V6S3_RAT]	True	2.69	1.73E-04	33	157 265	133 523
9590	38.55	2	639.32	1276.63	0.00	0.81	2.57	MADKDGDLIATK		G3V6S3	RCG28015, isoform CRA_b OS=Rattus norvegicus GN=Calu PE=4 SV=1 - [G3V6S3_RAT]	True	2.53	1.14E-02	52	15 845	16 334
10898	75.14	4	627.28	2505.09	0.00	1.75	3.33	VHNDANQFDYDHDFAFGAEEAK		G3V6S3	RCG28015, isoform CRA_b OS=Rattus norvegicus GN=Calu PE=4 SV=1 - [G3V6S3_RAT]	True	3.34	4.59E-03	44	126 637	85 881
4455	75.55	2	935.49	1868.96	0.00	1.52	4.69	ANLQIDQINTDLNLER		G3V6P7	Myosin, heavy polypeptide 9, non-muscle OS=Rattus norvegicus GN=Myh9 PE=4 SV=1 - [G3V6P7]	True	1.62	1.03E-02	40	246 680	180 251
4916	76.39	2	1236.59	2471.17	0.01	2.80	5.01	IAQLEELLEEQQNTEILNDR		G3V6P7	Myosin, heavy polypeptide 9, non-muscle OS=Rattus norvegicus GN=Myh9 PE=4 SV=1 - [G3V6P7]	True	1.73	9.56E-03	38	368 080	254 075
5071	26.28	2	791.34	1580.66	0.00	0.69	3.43	ELEDATETADAMNR	[12] Oxidation (M)	G3V6P7	Myosin, heavy polypeptide 9, non-muscle OS=Rattus norvegicus GN=Myh9 PE=4 SV=1 - [G3V6P7]	True	1.77	8.85E-03	56	91 342	65 649
5403	86.97	2	973.51	1945.00	0.00	1.93	4.58	LQVELDSVTGLLNQSDSK		G3V6P7	Myosin, heavy polypeptide 9, non-muscle OS=Rattus norvegicus GN=Myh9 PE=4 SV=1 - [G3V6P7]	True	1.65	1.57E-02	38	268 082	181 326
5494	39.78	2	783.34	1564.67	0.00	1.54	3.80	ELEDATETADAMNR		G3V6P7	Myosin, heavy polypeptide 9, non-muscle OS=Rattus norvegicus GN=Myh9 PE=4 SV=1 - [G3V6P7]	True	1.65	1.56E-02	53	60 077	50 221
5729	53.63	3	697.00	2087.98	0.00	1.66	4.58	QAQQERDELADEIANSSGK		G3V6P7	Myosin, heavy polypeptide 9, non-muscle OS=Rattus norvegicus GN=Myh9 PE=4 SV=1 - [G3V6P7]	True	1.82	1.51E-03	24	154 989	94 694
5837	98.60	2	1247.09	2492.17	0.00	1.47	4.42	DFSALESQLQDTQELLQEENR		G3V6P7	Myosin, heavy polypeptide 9, non-muscle OS=Rattus norvegicus GN=Myh9 PE=4 SV=1 - [G3V6P7]	True	1.95	2.70E-03	44	447 163	285 622
6525	98.55	3	831.73	2492.17	0.00	1.96	3.81	DFSALESQLQDTQELLQEENR		G3V6P7	Myosin, heavy polypeptide 9, non-muscle OS=Rattus norvegicus GN=Myh9 PE=4 SV=1 - [G3V6P7]	True	1.69	2.76E-02	47	87 850	48 523
7033	70.59	2	1040.98	2079.96	0.01	4.81	4.48	SMEAEMIQLEELAAER	[2] Oxidation; (M) [6] Oxidation (M)	G3V6P7	Myosin, heavy polypeptide 9, non-muscle OS=Rattus norvegicus GN=Myh9 PE=4 SV=1 - [G3V6P7]	True	1.68	1.28E-03	24	130 210	101 059
7259	53.78	2	642.86	1283.71	0.00	0.90	3.01	VEAQLQELQVK		G3V6P7	Myosin, heavy polypeptide 9, non-muscle OS=Rattus norvegicus GN=Myh9 PE=4 SV=1 - [G3V6P7]	True	1.60	3.66E-02	66	33 987	19 819
8197	53.14	2	843.38	1684.75	0.00	1.69	2.70	VAEFTTNLMEEEEK	[9] Oxidation (M)	G3V6P7	Myosin, heavy polypeptide 9, non-muscle OS=Rattus norvegicus GN=Myh9 PE=4 SV=1 - [G3V6P7]	True	1.79	1.48E-02	79	58 584	38 044
273	29.95	2	688.33	1374.64	-1.99	1442.27	2.44	LEGQMGEEDGNSIK		P13596	Neural cell adhesion molecule 1 OS=Rattus norvegicus GN=Ncam1 PE=1 SV=1 - [NCAM1_RAT]	False	0.55	5.75E-03	40	875 271	1 732 579
3036	66.79	2	611.82	1221.63	0.00	1.32	3.24	GLGEISAATEFK		P13596	Neural cell adhesion molecule 1 OS=Rattus norvegicus GN=Ncam1 PE=1 SV=1 - [NCAM1_RAT]	True	11.57	4.08E-03	101	78 282	123 103
3793	20.43	2	697.32	1392.62	0.00	0.03	3.00	LEGQMGEEDGNSIK	[5] Oxidation (M)	P13596	Neural cell adhesion molecule 1 OS=Rattus norvegicus GN=Ncam1 PE=1 SV=1 - [NCAM1_RAT]	True	13.97	2.25E-03	103	51 695	63 257
5490	96.04	3	834.76	2501.27	0.00	1.39	4.55	IGQESLEFVLVQADTPSPSPSIDR		P13596	Neural cell adhesion molecule 1 OS=Rattus norvegicus GN=Ncam1 PE=1 SV=1 - [NCAM1_RAT]	True	13.74	4.29E-03	119	108 512	146 117
8393	96.04	2	1251.64	2501.27	0.00	1.41	4.27	IGQESLEFVLVQADTPSPSPSIDR		P13596	Neural cell adhesion molecule 1 OS=Rattus norvegicus GN=Ncam1 PE=1 SV=1 - [NCAM1_RAT]	True	25.77	3.85E-03	105	151 945	231 921
5630	62.23	3	674.34	2020.00	0.00	0.32	2.86	EANMEGIVTIMGLKPETR	[4] Oxidation; (M) [11] Oxidation (M)	P13596	Neural cell adhesion molecule 1 OS=Rattus norvegicus GN=Ncam1 PE=1 SV=1 - [NCAM1_RAT]	True	4.95	3.02E-02	103	32 896	88 790
6320	78.39	4	787.85	3147.37	0.00	1.16	2.46	DGPEIENEEDDEKHIFSDDSSELTIR		P13596	Neural cell adhesion molecule 1 OS=Rattus norvegicus GN=Ncam1 PE=1 SV=1 - [NCAM1_RAT]	True	13.84	3.42E-02	124	151 626	199 927
7288	78.14	2	1331.67	2661.32	0.00	1.05	4.89	VEPYSSTAQVQDFEPEATGGVPLIK		P13596	Neural cell adhesion molecule 1 OS=Rattus norvegicus GN=Ncam1 PE=1 SV=1 - [NCAM1_RAT]	True	64.54	4.32E-03	110	200 413	278 120
7491	34.39	3	390.20	1167.59	0.00	0.40	3.11	AGEQDASIHLLK		P13596	Neural cell adhesion molecule 1 OS=Rattus norvegicus GN=Ncam1 PE=1 SV=1 - [NCAM1_RAT]	True	8.02	2.77E-03	102	19 234	29 536
13385	34.39	2	584.80	1167.59	0.00	0.68	2.57	AGEQDASIHLLK		P13596	Neural cell adhesion molecule 1 OS=Rattus norvegicus GN=Ncam1 PE=1 SV=1 - [NCAM1_RAT]	True	14.07	2.55E-03	147	5 743	3 005
9416	81.21	3	669.01	2004.00	-0.01	2.80	2.36	EANMEGIVTIMGLKPETR	[4] Oxidation (M)	P13596	Neural cell adhesion molecule 1 OS=Rattus norvegicus GN=Ncam1 PE=1 SV=1 - [NCAM1_RAT]	True	3.36	3.57E-03	56	141 514	123 763
15275	24.46	2	824.33	1646.64	0.00	0.74	2.55	DGPEIENEEDDEK		P13596	Neural cell adhesion molecule 1 OS=Rattus norvegicus GN=Ncam1 PE=1 SV=1 - [NCAM1_RAT]	True	9.20	1.51E-02	121	4 924	17 318
19754	98.40	3	663.68	1988.01	0.00	0.60	1.65	EANMEGIVTIMGLKPETR		P13596	Neural cell adhesion molecule 1 OS=Rattus norvegicus GN=Ncam1 PE=1 SV=1 - [NCAM1_RAT]	True	17.31	2.10E-02	154	7 348	25 663
678	90.14	3	819.10	2454.27	0.00	1.64	5.23	ITNLQAALSAAHNDAIAIFGGFGAAK		P56571	ES1 protein homolog, mitochondrial OS=Rattus norvegicus PE=1 SV=2 - [ES1_RAT]	True	0.07	2.66E-02	143	246 228	608 618
954	17.16	2	542.27	1082.53	0.00	1.55	2.94	GVTEAHVDQK		P56571	ES1 protein homolog, mitochondrial OS=Rattus norvegicus PE=1 SV=2 - [ES1_RAT]	True	0.12	4.44E-02	136	28 970	64 718
1092	17.16	3	361.85	1082.53	0.00	1.26	1.86	GVTEAHVDQK		P56571	ES1 protein homolog, mitochondrial OS=Rattus norvegicus PE=1 SV=2 - [ES1_RAT]	True	0.07	3.41E-02	142	4 370	13 787
1882	28.70	3	518.92	1553.73	0.00	0.74	2.31	GVTEVVGHEQEEGGK		P56571	ES1 protein homolog, mitochondrial OS=Rattus norvegicus PE=1 SV=2 - [ES1_RAT]	True	0.04	1.60E-02	144	1 399	14 397
3250	40.94	2	380.23	758.45	0.00	0.46	2.16	VLELTGK		P56571	ES1 protein homolog, mitochondrial OS=Rattus norvegicus PE=1 SV=2 - [ES1_RAT]	True	0.03	1.78E-02	152	100	5 647
4364	65.64	4	682.84	2727.32	0.00	1.73	3.65	GVTEVVGHEQEEGGKWPYAGTAEAVK		P56571	ES1 protein homolog, mitochondrial OS=Rattus norvegicus PE=1 SV=2 - [ES1_RAT]	True	0.05	2.01E-02	150	8 494	30 490
5102	65.59	3	910.11	2727.32	0.01	2.44	4.79	GVTEVVGHEQEEGGKWPYAGTAEAVK		P56571	ES1 protein homolog, mitochondrial OS=Rattus norvegicus PE=1 SV=2 - [ES1_RAT]	True	0.04	1.08E-02	154	11 619	43 192
5920	78.84	5	483.64	2413.19	0.00	0.27	2.37	GGAEVHFAPDVPQMHHVIDHTK	[15] Oxidation (M)	P56571	ES1 protein homolog, mitochondrial OS=Rattus norvegicus PE=1 SV=2 - [ES1_RAT]	True	0.01	2.13E-02	148	440	6 734
5973	99.09	4	600.31	2397.19	0.00	1.03	3.12	GGAEVHFAPDVPQMHHVIDHTK		P56571	ES1 protein homolog, mitochondrial OS=Rattus norvegicus PE=1 SV=2 - [ES1_RAT]	True	0.02	1.10E-02	160	8 013	9 827
8854	98.80	5	480.45	2397.19	0.00	0.35	2.44	GGAEVHFAPDVPQMHHVIDHTK		P56571	ES1 protein homolog, mitochondrial OS=Rattus norvegicus PE=1 SV=2 - [ES1_RAT]	True	0.01	1.44E-02	161	626	1 142
12980	98.95	3	800.07	2397.20	0.01	2.27	2.83	GGAEVHFAPDVPQMHHVIDHTK		P56571	ES1 protein homolog, mitochondrial OS=Rattus norvegicus PE=1 SV=2 - [ES1_RAT]	True	0.08	2.00E-02	136	5 960	4 515
6291	45.36	2	444.28	886.55	0.00	0.77	2.26	KVLELTGK		P56571	ES1 protein homolog, mitochondrial OS=Rattus norvegicus PE=1 SV=2 - [ES1_RAT]	True	0.02	8.30E-03	181	-	-

Supplementary Table S4

Control normoxia animals	Proteins selected
Control without monocrotaline animals	
Hypoxia animals	
Monocrotaline animals	

# Features	Retention time (min)	Charge	m/z	Measured mass	Mass error (u)	Mass error (ppm)	Score	Sequence	Modifications	Accession	Description	Use in quantitation	Normalized abundance				
													Fold change RHF/CTL	Anova	Maximum CV	Hypoxia 1	Hypoxia 2
1484	91.73	2	1112.10	2222.18	0.00	2.20	5.26	VTLPGVSGDVNLPFIATGGLGK		D3Z2N9	Uncharacterized protein OS=Rattus norvegicus GN=Ahnak PE=4 SV=1 - [D3Z2N9_RAT]	True	1.51	2.50E-02	47	1 764 422	1 469 861
4578	91.68	3	741.74	2222.18	0.00	1.69	4.38	VTLPGVSGDVNLPFIATGGLGK		D3Z2N9	Uncharacterized protein OS=Rattus norvegicus GN=Ahnak PE=4 SV=1 - [D3Z2N9_RAT]	True	1.49	3.23E-02	28	128 438	85 324
1561	41.97	2	849.88	1697.74	0.00	1.57	4.60	SSEVLSGGDEDEDYQR		D3Z2N9	Uncharacterized protein OS=Rattus norvegicus GN=Ahnak PE=4 SV=1 - [D3Z2N9_RAT]	True	1.44	3.32E-02	40	499 845	474 164
1744	37.86	3	556.94	1667.81	0.00	0.10	2.78	AGAISASGPELEGASHK		D3Z2N9	Uncharacterized protein OS=Rattus norvegicus GN=Ahnak PE=4 SV=1 - [D3Z2N9_RAT]	True	1.54	1.77E-02	42	393 035	367 451
4714	37.86	2	834.91	1667.81	0.00	1.53	2.91	AGAISASGPELEGASHK		D3Z2N9	Uncharacterized protein OS=Rattus norvegicus GN=Ahnak PE=4 SV=1 - [D3Z2N9_RAT]	True	1.38	2.54E-02	37	158 113	135 761
1875	63.57	2	656.86	1311.70	0.00	0.52	3.77	GEVGVIDVALPTGK		D3Z2N9	Uncharacterized protein OS=Rattus norvegicus GN=Ahnak PE=4 SV=1 - [D3Z2N9_RAT]	True	1.47	2.48E-02	46	431 886	394 712
2305	37.27	3	628.64	1882.89	0.00	0.50	4.07	HEVTEISNTDVETQPGK		D3Z2N9	Uncharacterized protein OS=Rattus norvegicus GN=Ahnak PE=4 SV=1 - [D3Z2N9_RAT]	True	1.46	2.21E-02	38	315 045	288 848
4137	37.27	2	942.45	1882.89	0.00	1.64	5.22	HEVTEISNTDVETQPGK		D3Z2N9	Uncharacterized protein OS=Rattus norvegicus GN=Ahnak PE=4 SV=1 - [D3Z2N9_RAT]	True	1.38	2.06E-02	35	231 685	200 913
4926	59.17	2	939.94	1877.86	0.01	3.16	4.38	DDGVFVQEVMLQNSPAAR	[10] Oxidation (M)	D3Z2N9	Uncharacterized protein OS=Rattus norvegicus GN=Ahnak PE=4 SV=1 - [D3Z2N9_RAT]	True	1.48	2.84E-02	36	233 345	202 897
10020	74.24	2	1513.26	3024.50	0.00	1.03	2.57	GGIQVPGDVSSSLGGSSVEGQPSLQSGDIGK		D3Z2N9	Uncharacterized protein OS=Rattus norvegicus GN=Ahnak PE=4 SV=1 - [D3Z2N9_RAT]	True	1.55	3.96E-02	55	315 069	199 819
1821	63.03	2	671.35	1340.69	0.00	0.05	3.06	GVVDDAVETLAR		P27321	Calpastatin OS=Rattus norvegicus GN=Cast PE=1 SV=3 - [ICAL_RAT]	True	1.54	4.42E-02	61	289 620	249 198
2670	51.17	2	1140.54	2279.06	0.00	1.90	5.32	FQDAPSDGESVAGGVTVATASDK		P27321	Calpastatin OS=Rattus norvegicus GN=Cast PE=1 SV=3 - [ICAL_RAT]	True	1.90	4.54E-03	54	981 051	799 311
4499	23.11	3	574.62	1720.82	0.00	0.33	3.79	KGSDEVTASSAATGTSPR		P27321	Calpastatin OS=Rattus norvegicus GN=Cast PE=1 SV=3 - [ICAL_RAT]	True	1.77	1.98E-03	23	125 442	94 704
7866	23.11	2	861.42	1720.82	0.00	0.88	4.34	KGSDEVTASSAATGTSPR		P27321	Calpastatin OS=Rattus norvegicus GN=Cast PE=1 SV=3 - [ICAL_RAT]	True	1.65	2.32E-03	28	95 711	73 561
5397	23.06	2	797.37	1592.73	0.00	0.49	4.36	GSDEVTASSAATGTSPR		P27321	Calpastatin OS=Rattus norvegicus GN=Cast PE=1 SV=3 - [ICAL_RAT]	True	1.87	1.91E-03	34	71 548	61 133
5586	24.43	2	543.28	1084.54	0.00	0.69	2.11	EGSEPQLTPK		P27321	Calpastatin OS=Rattus norvegicus GN=Cast PE=1 SV=3 - [ICAL_RAT]	False	2.06	9.85E-04	29	54 093	40 675
5937	20.85	2	517.26	1032.51	0.00	0.81	2.55	SNEQIVSEK		P27321	Calpastatin OS=Rattus norvegicus GN=Cast PE=1 SV=3 - [ICAL_RAT]	True	1.96	9.12E-03	45	32 904	33 524
10209	15.04	2	559.29	1116.57	0.00	2.79	2.54	NIGSSSKPAEK		P27321	Calpastatin OS=Rattus norvegicus GN=Cast PE=1 SV=3 - [ICAL_RAT]	True	2.57	3.51E-03	72	41 237	30 879
2227	88.75	2	798.91	1595.80	-0.02	13.86	3.03	FPSSFTEQVLSVLK		Q68FY4	Group specific component OS=Rattus norvegicus GN=Gc PE=2 SV=1 - [Q68FY4_RAT]	False	0.66	1.59E-02	32	1 057 640	1 466 344
3369	58.52	2	483.27	964.52	0.00	0.45	1.58	QLTSFIEK		Q68FY4	Group specific component OS=Rattus norvegicus GN=Gc PE=2 SV=1 - [Q68FY4_RAT]	True	0.20	7.74E-03	76	2 293	29 995
4016	56.20	2	640.34	1278.66	0.00	0.61	2.03	QLSLTTMSNR		Q68FY4	Group specific component OS=Rattus norvegicus GN=Gc PE=2 SV=1 - [Q68FY4_RAT]	True	0.25	2.42E-02	67	3 436	43 864
4979	76.54	2	801.88	1601.75	0.00	2.14	3.25	MPNASPEELADMLVAK	[8] Oxidation (M)	Q68FY4	Group specific component OS=Rattus norvegicus GN=Gc PE=2 SV=1 - [Q68FY4_RAT]	True	0.16	2.77E-03	87	4 332	20 404
5555	82.64	2	526.31	1050.61	0.00	0.50	2.82	SLLSLYSR		Q68FY4	Group specific component OS=Rattus norvegicus GN=Gc PE=2 SV=1 - [Q68FY4_RAT]	True	0.14	3.69E-02	96	6	20 037
5662	69.03	2	809.88	1617.74	0.00	2.10	2.97	MPNASPEELADMLVAK	[1] Oxidation (M)	Q68FY4	Group specific component OS=Rattus norvegicus GN=Gc PE=2 SV=1 - [Q68FY4_RAT]	True	0.15	1.40E-02	81	670	21 295
10329	62.43	2	809.88	1617.74	0.00	2.22	2.88	MPNASPEELADMLVAK	[12] Oxidation (M)	Q68FY4	Group specific component OS=Rattus norvegicus GN=Gc PE=2 SV=1 - [Q68FY4_RAT]	True	0.14	8.91E-03	95	1 297	12 001
11200	71.50	3	434.91	1301.71	-1.02	782.85	1.91	RTQVPEVFLSK		Q68FY4	Group specific component OS=Rattus norvegicus GN=Gc PE=2 SV=1 - [Q68FY4_RAT]	False	0.18	2.49E-03	69	10 829	8 880
14774	99.38	2	862.97	1723.92	0.00	2.73	2.15	KFPSSFTEQVLSVLK		Q68FY4	Group specific component OS=Rattus norvegicus GN=Gc PE=2 SV=1 - [Q68FY4_RAT]	True	0.08	2.33E-03	91	14 338	12 348
2399	43.15	2	935.96	1869.90	0.00	1.78	4.02	EQDLLEGATVVGAPAEQK		P19332	Microtubule-associated protein tau OS=Rattus norvegicus GN=Mapt PE=1 SV=3 - [TAU_RAT]	True	1.81	9.51E-03	36	637 262	323 875
3803	42.46	2	533.80	1065.58	0.00	0.50	2.78	TPSLPTTPTR		P19332	Microtubule-associated protein tau OS=Rattus norvegicus GN=Mapt PE=1 SV=3 - [TAU_RAT]	True	1.66	1.72E-02	38	153 136	89 994
5092	107.54	3	1047.19	3138.55	0.01	2.04	3.03	SVSASGVSGETTSIPGFPAEIGSLPADFFSK		P19332	Microtubule-associated protein tau OS=Rattus norvegicus GN=Mapt PE=1 SV=3 - [TAU_RAT]	True	1.60	1.91E-02	32	727 086	329 364
6147	32.82	3	435.92	1304.73	0.00	0.53	1.82	QPAAGLPGRPVSR		P19332	Microtubule-associated protein tau OS=Rattus norvegicus GN=Mapt PE=1 SV=3 - [TAU_RAT]	True	2.14	5.70E-03	42	76 019	38 397
6214	58.77	2	857.93	1713.85	0.00	1.77	3.46	STPTAEDVTAPLVEER		P19332	Microtubule-associated protein tau OS=Rattus norvegicus GN=Mapt PE=1 SV=3 - [TAU_RAT]	True	1.54	2.84E-02	44	149 763	88 171
7191	56.30	3	526.95	1577.82	0.00	0.48	2.64	IGSLDNITHVPGGGNK		P19332	Microtubule-associated protein tau OS=Rattus norvegicus GN=Mapt PE=1 SV=3 - [TAU_RAT]	True	1.92	9.72E-03	45	82 072	44 836
8153	54.27	3	1099.11	3294.30	0.01	1.92	4.33	QEFDTMEDQAGDYTMLQDQEGMDMHGLK	[6] Oxidation; (M) [15] Oxidation; (M) [23] Oxidation (M)	P19332	Microtubule-associated protein tau OS=Rattus norvegicus GN=Mapt PE=1 SV=3 - [TAU_RAT]	True	2.10	1.92E-02	75	197 653	76 032
462	100.50	2	784.96	1567.90	0.00	2.00	4.39	ALQLQGLTFPPAAELK		P23965	Enoyl-CoA delta isomerase 1, mitochondrial OS=Rattus norvegicus GN=Eci1 PE=1 SV=1 - [ECI1_RAT]	True	0.03	3.65E-02	160	21 684	402 288
2741	99.73	3	882.11	2643.31	0.01	1.92	7.08	GVLTSERPFGFSAGLDMLEMVYGR	[19] Oxidation; (M) [21] Oxidation (M)	P23965	Enoyl-CoA delta isomerase 1, mitochondrial OS=Rattus norvegicus GN=Eci1 PE=1 SV=1 - [ECI1_RAT]	True	0.05	4.06E-02	146	32 825	218 580
3410	37.17	2	487.29	972.56	0.00	0.21	2.52	KATADNLK		P23965	Enoyl-CoA delta isomerase 1, mitochondrial OS=Rattus norvegicus GN=Eci1 PE=1 SV=1 - [ECI1_RAT]	True	0.01	3.72E-02	154	376	1 957
3535	76.15	3	386.86	1157.56	0.00	0.67	2.76	WFTIPDHSR		P23965	Enoyl-CoA delta isomerase 1, mitochondrial OS=Rattus norvegicus GN=Eci1 PE=1 SV=1 - [ECI1_RAT]	True	0.01	4.35E-02	174	978	3 611
6997	76.15	2	579.79	1157.56	0.00	1.11	2.62	WFTIPDHSR		P23965	Enoyl-CoA delta isomerase 1, mitochondrial OS=Rattus norvegicus GN=Eci1 PE=1 SV=1 - [ECI1_RAT]	True	0.06	2.01E-02	157	24 397	2 403
3571	62.53	3	426.87	1277.58	0.00	0.45	1.68	NPAHYAEYWK		P23965	Enoyl-CoA delta isomerase 1, mitochondrial OS=Rattus norvegicus GN=Eci1 PE=1 SV=1 - [ECI1_RAT]	True	0.01	2.05E-02	189	-	9 913
3891	60.59	3	330.19	987.54	0.00	0.45	2.88	SLHVYLEK		P23965	Enoyl-CoA delta isomerase 1, mitochondrial OS=Rattus norvegicus GN=Eci1 PE=1 SV=1 - [ECI1_RAT]	True	0.00	2.30E-02	155	-	239
7972	111.45	3	876.78	2627.32	0.01	2.59	5.33	GVLTSERPFGFSAGLDMLEMVYGR	[19] Oxidation (M)	P23965	Enoyl-CoA delta isomerase 1, mitochondrial OS=Rattus norvegicus GN=Eci1 PE=1 SV=1 - [ECI1_RAT]	True	0.05	3.48E-02	171	27 942	20 180
1362	65.14	2	828.41	1654.81	1.02	615.85	3.52	VDKFMIELDGTENK	[5] Oxidation (M)	P15429	Beta-enolase OS=Rattus norvegicus GN=Eno3 PE=1 SV=3 - [ENOB_RAT]	True	0.10	4.59E-02	131	95 328	170 669
4209	63.71	3	552.27	1653.79	0.00	0.94	2.92	VDKFMIELDGTENK	[5] Oxidation (M)	P15429	Beta-enolase OS=Rattus norvegicus GN=Eno3 PE=1 SV=3 - [ENOB_RAT]	True	0.01	3.05E-02	158	188	4 842
1370	101.11	3	915.12	2742.34	0.00	1.78	6.04	DATNVGDEGGFAPNILENNALELLK		P15429	Beta-enolase OS=Rattus norvegicus GN=Eno3 PE=1 SV=3 - [ENOB_RAT]	False	0.05	2.51E-02	148	53 189	149 479
1387	61.98	2	471.29	940.56	0.00	0.01	2.10	TLGPALLEK		P15429	Beta-enolase OS=Rattus norvegicus GN=Eno3 PE=1 SV=3 - [ENOB_RAT]	True	0.02	4.13E-02	166	912	31 807
1759	42.85	3	460.91	1379.70	0.00	0.20	1.97	GNPITVEVDLHTAK		P15429	Beta-enolase OS=Rattus norvegicus GN=Eno3 PE=1 SV=3 - [ENOB_RAT]	True	0.01	1.96E-02	165	105	15 584
2139	70.34	2	648.81	1295.61	0.00	0.49	3.47	FMIELDGTENK		P15429	Beta-enolase OS=Rattus norvegicus GN=Eno3 PE=1 SV=3 - [ENOB_RAT]	True	0.01	3.11E-02	168	637	11 929
2452	88.19	2	950.98	1899.95	0.00	2.29	5.01	LAMQEFMILPVGASSFK	[3] Oxidation; (M) [7] Oxidation (M)	P15429	Beta-enolase OS=Rattus norvegicus GN=Eno3 PE=1 SV=3 - [ENOB_RAT]	True	0.05	2.13E-02	142	39 894	155 669
4594	99.44	2	942.99	1883.96	0.00	2.36	4.64	LAMQEFMILPVGASSFK	[7] Oxidation (M)	P15429	Beta-enolase OS=Rattus norvegicus GN=Eno3 PE=1 SV=3 - [ENOB_RAT]	True	0.02	2.92E-02	164	4 013	25 169
5422	112.71	2	934.99	1867.96	0.01	2.74	4.59	LAMQEFMILPVGASSFK		P15429	Beta-enolase OS=Rattus norvegicus GN=Eno3 PE=1 SV=3 - [ENOB_RAT]	True	0.01	3.51E-02	212	3 032	4 453
1998	48.82	2	651.84	1301.66	0.00	1.37	2.91	VAVADYVEPSPR		Q920J5	Thioredoxin reductase 2, mitochondrial OS=Rattus norvegicus GN=Txnrd2 PE=1 SV=3 - [TRXR2_RAT]	True	0.09	3.53E-02	108	5 102	21 639

Supplementary Table S4

Control normoxia animals	Proteins selected
Control without monocrotaline animals	
Hypoxia animals	
Monocrotaline animals	

# Features	Retention time (min)	Charge	m/z	Measured mass	Mass error (u)	Mass error (ppm)	Score	Sequence	Modifications	Accession	Description	Use in quantitation	Fold change RHF/CTL	ANOVA	Maximum CV	Normalized abundance	
																Hypoxia 1	Hypoxia 2
2316	94.62	4	869.47	3473.84	0.00	0.51	4.98	IIVDAQEATSVPHIAGDVAEGRPLPTAIK		Q9Z0J5	Thioredoxin reductase 2, mitochondrial OS=Rattus norvegicus GN=Txnrd2 PE=1 SV=3 - [TRXR2]	True	0.05	1.58E-02	117	28 473	108 716
3599	17.82	3	405.20	1212.59	0.00	1.36	2.45	AMAEAVQNHVK	[2] Oxidation (M)	Q9Z0J5	Thioredoxin reductase 2, mitochondrial OS=Rattus norvegicus GN=Txnrd2 PE=1 SV=3 - [TRXR2]	True	0.03	1.24E-02	110	263	2 190
8568	17.82	2	607.30	1212.59	0.00	0.26	2.88	AMAEAVQNHVK	[2] Oxidation (M)	Q9Z0J5	Thioredoxin reductase 2, mitochondrial OS=Rattus norvegicus GN=Txnrd2 PE=1 SV=3 - [TRXR2]	True	0.01	2.21E-02	115	-	296
11438	104.60	3	676.70	2027.07	0.00	2.28	3.78	KLPTNQLQVTVWEDLASGK		Q9Z0J5	Thioredoxin reductase 2, mitochondrial OS=Rattus norvegicus GN=Txnrd2 PE=1 SV=3 - [TRXR2]	True	0.09	1.16E-02	105	17 497	8 020
12288	112.71	3	601.31	1800.91	0.00	1.34	3.94	GALEHGISDDIFWLK		Q9Z0J5	Thioredoxin reductase 2, mitochondrial OS=Rattus norvegicus GN=Txnrd2 PE=1 SV=3 - [TRXR2]	True	0.01	4.06E-03	119	658	911
15159	72.40	3	731.68	2192.02	0.00	1.78	3.15	DAQHYGWEVAQPQVHNWK		Q9Z0J5	Thioredoxin reductase 2, mitochondrial OS=Rattus norvegicus GN=Txnrd2 PE=1 SV=3 - [TRXR2]	True	0.04	4.51E-02	130	1 832	3 534
3504	29.37	2	512.25	1022.49	0.00	0.30	1.48	FIEDTAAEK		Q6AYS7	Aminoacylase-1A OS=Rattus norvegicus GN=Acy1a PE=1 SV=1 - [ACY1A_RAT]	True	0.47	3.17E-02	54	23 264	8 306
4445	72.99	2	632.85	1263.68	0.00	0.94	2.51	SVSIQYLEAVR		Q6AYS7	Aminoacylase-1A OS=Rattus norvegicus GN=Acy1a PE=1 SV=1 - [ACY1A_RAT]	True	0.49	1.03E-02	38	52 021	28 080
5326	112.03	2	1246.10	2490.18	0.01	2.03	4.71	AGFALDEGLANPTDAFTVYFSER		Q6AYS7	Aminoacylase-1A OS=Rattus norvegicus GN=Acy1a PE=1 SV=1 - [ACY1A_RAT]	True	0.50	1.76E-02	51	492 201	102 510
9058	111.90	3	831.07	2490.18	0.00	2.00	3.18	AGFALDEGLANPTDAFTVYFSER		Q6AYS7	Aminoacylase-1A OS=Rattus norvegicus GN=Acy1a PE=1 SV=1 - [ACY1A_RAT]	True	0.47	2.01E-02	51	52 289	20 751
6201	76.39	2	509.81	1017.60	0.00	1.25	2.28	VVNSILAFR		Q6AYS7	Aminoacylase-1A OS=Rattus norvegicus GN=Acy1a PE=1 SV=1 - [ACY1A_RAT]	True	0.51	3.45E-02	50	27 875	8 618
6469	90.14	2	1017.50	2032.98	0.00	0.81	3.36	EMNLTLEPEIFPAATDSR		Q6AYS7	Aminoacylase-1A OS=Rattus norvegicus GN=Acy1a PE=1 SV=1 - [ACY1A_RAT]	True	0.43	4.74E-03	46	97 473	51 686
7196	39.58	2	537.25	1072.48	0.00	0.13	2.06	DSEGIYAR		Q6AYS7	Aminoacylase-1A OS=Rattus norvegicus GN=Acy1a PE=1 SV=1 - [ACY1A_RAT]	True	0.54	2.61E-02	49	10 451	5 604
547	75.89	2	595.33	1188.65	0.00	0.09	2.99	VEGGTPLFLR		G3V6P2	Dihydroliipoamide S-succinyltransferase (E2 component of 2-oxo-glutarate complex), isoform C	True	0.11	4.97E-02	127	175 486	341 143
851	42.26	2	735.83	1469.65	0.00	1.40	4.01	NVETMNYADIER	[5] Oxidation (M)	G3V6P2	Dihydroliipoamide S-succinyltransferase (E2 component of 2-oxo-glutarate complex), isoform C	True	0.05	4.92E-02	132	46 598	205 565
915	76.29	2	1125.06	2248.10	1.00	443.21	4.32	NDVITVQTPAFASVTEGDVDR		G3V6P2	Dihydroliipoamide S-succinyltransferase (E2 component of 2-oxo-glutarate complex), isoform C	True	0.09	4.82E-02	135	287 502	608 173
1161	94.77	2	1094.07	2186.13	0.00	2.25	5.44	ASAFALQEQPVVNAVIDDATK		G3V6P2	Dihydroliipoamide S-succinyltransferase (E2 component of 2-oxo-glutarate complex), isoform C	True	0.06	4.15E-02	133	53 298	763 318
2784	94.77	3	729.72	2186.13	0.00	1.36	4.21	ASAFALQEQPVVNAVIDDATK		G3V6P2	Dihydroliipoamide S-succinyltransferase (E2 component of 2-oxo-glutarate complex), isoform C	True	0.05	4.84E-02	137	4 973	54 015
1204	54.62	2	727.83	1453.65	0.00	2.53	3.78	NVETMNYADIER		G3V6P2	Dihydroliipoamide S-succinyltransferase (E2 component of 2-oxo-glutarate complex), isoform C	True	0.05	2.93E-02	143	6 382	101 374
1766	58.77	2	418.24	834.46	0.00	0.66	1.57	EAVTFLR		G3V6P2	Dihydroliipoamide S-succinyltransferase (E2 component of 2-oxo-glutarate complex), isoform C	True	0.03	4.07E-02	138	1 570	40 314
1091	86.51	3	797.08	2388.21	0.00	1.89	4.97	VAGPQAQGTVAQASLGEYLFER		P02793	Ferritin light chain 1 OS=Rattus norvegicus GN=Ft11 PE=1 SV=3 - [FRIL1_RAT]	True	3.10	1.28E-05	28	1 648 122	1 990 366
1681	86.51	2	1195.11	2388.21	0.00	1.85	4.60	VAGPQAQGTVAQASLGEYLFER		P02793	Ferritin light chain 1 OS=Rattus norvegicus GN=Ft11 PE=1 SV=3 - [FRIL1_RAT]	False	3.41	6.41E-04	47	2 319 725	2 757 158
1302	51.52	2	740.86	1479.70	0.00	1.90	4.18	QNYSTEVEAAVNR		P02793	Ferritin light chain 1 OS=Rattus norvegicus GN=Ft11 PE=1 SV=3 - [FRIL1_RAT]	True	3.50	1.04E-04	38	725 990	1 021 529
6403	51.52	3	494.24	1479.70	0.00	0.02	3.33	QNYSTEVEAAVNR		P02793	Ferritin light chain 1 OS=Rattus norvegicus GN=Ft11 PE=1 SV=3 - [FRIL1_RAT]	True	3.78	1.59E-04	38	38 416	53 838
1671	65.34	2	703.37	1404.72	0.00	1.15	3.95	TLEAMEAALALEK	[5] Oxidation (M)	P02793	Ferritin light chain 1 OS=Rattus norvegicus GN=Ft11 PE=1 SV=3 - [FRIL1_RAT]	True	3.83	6.38E-05	41	583 808	817 530
2273	90.60	2	695.37	1388.72	0.00	1.49	4.49	TLEAMEAALALEK		P02793	Ferritin light chain 1 OS=Rattus norvegicus GN=Ft11 PE=1 SV=3 - [FRIL1_RAT]	True	3.96	2.38E-04	55	610 983	662 817
3049	103.71	3	569.32	1704.93	0.00	0.03	3.25	NLNQALLDLHALGSAR		P02793	Ferritin light chain 1 OS=Rattus norvegicus GN=Ft11 PE=1 SV=3 - [FRIL1_RAT]	True	3.56	3.88E-04	44	959 337	1 132 459
9461	103.61	2	853.47	1704.93	0.00	1.10	1.55	NLNQALLDLHALGSAR		P02793	Ferritin light chain 1 OS=Rattus norvegicus GN=Ft11 PE=1 SV=3 - [FRIL1_RAT]	True	2.18	1.27E-02	46	333 002	360 870
3584	70.74	3	625.98	1874.92	0.00	0.79	2.85	ALFQDVQKPSQDEWVK		P02793	Ferritin light chain 1 OS=Rattus norvegicus GN=Ft11 PE=1 SV=3 - [FRIL1_RAT]	True	3.88	3.90E-03	53	147 255	306 296
7487	69.28	2	938.47	1874.92	0.00	1.09	2.72	ALFQDVQKPSQDEWVK		P02793	Ferritin light chain 1 OS=Rattus norvegicus GN=Ft11 PE=1 SV=3 - [FRIL1_RAT]	True	3.02	2.61E-03	58	338 101	311 913
1815	96.23	2	643.38	1284.75	0.00	1.50	2.87	GLFIIDPNQVIK		Q9Z0V6	Thioredoxin-dependent peroxide reductase, mitochondrial OS=Rattus norvegicus GN=Prdx3 PE=1 SV=1 - [PRDX3_RAT]	True	0.09	4.11E-02	144	12 957	105 451
1958	71.35	2	483.74	965.47	0.00	0.24	1.78	ELSLDDFK		Q9Z0V6	Thioredoxin-dependent peroxide reductase, mitochondrial OS=Rattus norvegicus GN=Prdx3 PE=1 SV=1 - [PRDX3_RAT]	False	0.07	2.27E-02	141	2 533	23 972
2241	64.49	2	603.83	1205.65	0.00	0.77	3.04	HLSVNDLPVGR		Q9Z0V6	Thioredoxin-dependent peroxide reductase, mitochondrial OS=Rattus norvegicus GN=Prdx3 PE=1 SV=1 - [PRDX3_RAT]	True	0.16	1.65E-02	116	11 982	77 525
2814	36.92	2	511.27	1020.52	0.00	0.07	2.38	GTAVVNGFEK		Q9Z0V6	Thioredoxin-dependent peroxide reductase, mitochondrial OS=Rattus norvegicus GN=Prdx3 PE=1 SV=1 - [PRDX3_RAT]	True	0.10	2.79E-02	133	4 470	16 575
10617	90.14	3	600.65	1798.93	0.00	2.38	3.28	NGGLGHMINTLLSDLTK	[7] Oxidation (M)	Q9Z0V6	Thioredoxin-dependent peroxide reductase, mitochondrial OS=Rattus norvegicus GN=Prdx3 PE=1 SV=1 - [PRDX3_RAT]	True	0.04	2.65E-02	116	9 079	9 213
1857	88.65	3	729.36	2185.07	0.00	1.42	3.25	DFSPEDIIVTSSNNHIEVR		B5DFG4	Heat shock 27kD protein family, member 7 (Cardiovascular) OS=Rattus norvegicus GN=Hspb7 P	True	2.13	6.66E-03	61	1 016 271	914 382
5000	88.70	2	1093.54	2185.07	0.01	2.81	3.40	DFSPEDIIVTSSNNHIEVR		B5DFG4	Heat shock 27kD protein family, member 7 (Cardiovascular) OS=Rattus norvegicus GN=Hspb7 P	True	2.19	1.79E-02	50	518 338	370 076
2496	23.43	2	606.80	1211.59	0.00	0.09	1.93	ALPAQDPPMEK	[9] Oxidation (M)	B5DFG4	Heat shock 27kD protein family, member 7 (Cardiovascular) OS=Rattus norvegicus GN=Hspb7 P	True	2.51	1.77E-03	43	218 091	191 151
3244	65.64	2	767.85	1533.69	1.01	656.29	3.72	TLGDYAEFTVDMR	[12] Oxidation (M)	B5DFG4	Heat shock 27kD protein family, member 7 (Cardiovascular) OS=Rattus norvegicus GN=Hspb7 P	True	2.61	2.04E-03	50	169 089	146 251
3948	35.46	2	445.73	889.45	0.00	0.53	1.73	EDGSLTIR		B5DFG4	Heat shock 27kD protein family, member 7 (Cardiovascular) OS=Rattus norvegicus GN=Hspb7 P	True	2.06	1.23E-02	45	124 160	119 971
4909	60.69	3	492.58	1474.72	0.00	0.23	2.53	LAADGTVMNTFAHK		B5DFG4	Heat shock 27kD protein family, member 7 (Cardiovascular) OS=Rattus norvegicus GN=Hspb7 P	True	2.46	2.60E-03	48	91 678	88 991
2554	62.83	2	887.47	1772.92	0.00	1.56	5.84	AVLDVAETGTEAAAATGVK		F1LM05	Uncharacterized protein OS=Rattus norvegicus GN=LOC299282 PE=3 SV=1 - [F1LM05_RAT]	False	2.05	2.49E-02	52	627 967	900 479
7792	62.68	3	591.98	1772.91	0.00	0.83	3.18	AVLDVAETGTEAAAATGVK		F1LM05	Uncharacterized protein OS=Rattus norvegicus GN=LOC299282 PE=3 SV=1 - [F1LM05_RAT]	False	2.02	8.14E-05	24	58 679	69 943
3326	36.04	2	575.80	1149.58	0.00	0.06	2.63	VFSQQAADLSR		F1LM05	Uncharacterized protein OS=Rattus norvegicus GN=LOC299282 PE=3 SV=1 - [F1LM05_RAT]	True	1.45	8.28E-03	23	65 487	74 297
4104	49.26	2	823.41	1644.81	0.00	0.02	4.54	MQQVEASLQPETLR	[1] Oxidation (M)	F1LM05	Uncharacterized protein OS=Rattus norvegicus GN=LOC299282 PE=3 SV=1 - [F1LM05_RAT]	False	1.88	2.72E-02	46	175 532	278 367
5172	71.04	2	499.30	996.58	0.00	3.40	1.30	EVLPELGIK		F1LM05	Uncharacterized protein OS=Rattus norvegicus GN=LOC299282 PE=3 SV=1 - [F1LM05_RAT]	True	1.98	5.88E-04	29	34 706	46 599
11172	98.89	3	1178.26	3531.77	0.01	2.58	1.54	LSQPEDQVEINTGSALFIDKEQPISEFQEK		F1LM05	Uncharacterized protein OS=Rattus norvegicus GN=LOC299282 PE=3 SV=1 - [F1LM05_RAT]	True	1.84	4.91E-03	29	293 741	211 094
2563	12.78	2	730.86	1459.70	0.00	1.38	4.07	SAAQAAAQTNSNAAGK		Q6AXS5	Plasminogen activator inhibitor 1 RNA-binding protein OS=Rattus norvegicus GN=Serbp1 PE=1 SV=1 - [SERBP1_RAT]	True	1.64	4.44E-03	30	183 908	161 146
3085	104.07	2	972.45	1942.89	0.01	2.90	5.09	FQDLFDDESDPPEVLK		Q6AXS5	Plasminogen activator inhibitor 1 RNA-binding protein OS=Rattus norvegicus GN=Serbp1 PE=1 SV=1 - [SERBP1_RAT]	True	1.41	1.35E-02	22	744 593	487 518
3538	17.11	2	621.31	1240.62	0.00	0.62	3.26	RPDQQLQGDGK		Q6AXS5	Plasminogen activator inhibitor 1 RNA-binding protein OS=Rattus norvegicus GN=Serbp1 PE=1 SV=1 - [SERBP1_RAT]	True	2.01	1.67E-03	33	69 588	41 997
4866	73.19	2	880.41	1758.80	0.00	2.58	3.27	SSASAPVDVDDPEAFPALA		Q6AXS5	Plasminogen activator inhibitor 1 RNA-binding protein OS=Rattus norvegicus GN=Serbp1 PE=1 SV=1 - [SERBP1_RAT]	True	1.81	4.11E-03	27	221 390	182 017
6087	14.29	2	507.25	1012.49	0.00	2.22	2.28	EAGGGVGGGPAK		Q6AXS5	Plasminogen activator inhibitor 1 RNA-binding protein OS=Rattus norvegicus GN=Serbp1 PE=1 SV=1 - [SERBP1_RAT]	True	1.80	1.91E-03	31	55 344	41 151

Supplementary Table S4

Control normoxia animals	Proteins selected
Control without monocrotaline animals	
Hypoxia animals	
Monocrotaline animals	

# Features	Retention time (min)	Charge	m/z	Measured mass	Mass error (u)	Mass error (ppm)	Score	Sequence	Modifications	Accession	Description	Use in quantitation	Fold change RHF/CTL	Anova	Maximum CV	Normalized abundance	
																Hypoxia 1	Hypoxia 2
2863	88.96	2	668.90	1335.79	0.00	1.20	2.96	AAAVLPVLDLAQR		P19234	NADH dehydrogenase [ubiquinone] flavoprotein 2, mitochondrial OS=Rattus norvegicus GN=Nc	True	0.41	1.10E-02	60	63 916	216 533
2914	70.44	2	638.82	1275.64	0.00	3.61	2.68	DSDSILETLQR		P19234	NADH dehydrogenase [ubiquinone] flavoprotein 2, mitochondrial OS=Rattus norvegicus GN=Nc	True	0.53	2.84E-02	52	60 785	136 763
3805	73.99	2	1199.51	2397.01	0.00	1.79	3.79	DTPENNPDTPDFPTPENYER		P19234	NADH dehydrogenase [ubiquinone] flavoprotein 2, mitochondrial OS=Rattus norvegicus GN=Nc	True	0.41	1.46E-02	60	115 201	377 195
6070	109.35	2	622.82	1243.63	0.00	1.21	3.12	DIEIIEIDELR		P19234	NADH dehydrogenase [ubiquinone] flavoprotein 2, mitochondrial OS=Rattus norvegicus GN=Nc	True	0.55	1.72E-02	38	35 611	89 321
9637	12.91	2	423.71	845.41	0.00	2.07	2.32	VGETTPDK		P19234	NADH dehydrogenase [ubiquinone] flavoprotein 2, mitochondrial OS=Rattus norvegicus GN=Nc	True	0.35	1.29E-02	65	5 910	9 427
2910	61.64	2	778.41	1554.81	-1.99	1278.66	3.85	AMVENGLVTSNPLR		Q5M9H2	Acyl-Coenzyme A dehydrogenase, very long chain OS=Rattus norvegicus GN=Acadvl PE=2 SV=1	False	0.34	3.78E-03	59	122 956	80 347
4124	50.53	2	598.29	1194.56	0.00	0.71	3.08	FFEEVNDPAK		Q5M9H2	Acyl-Coenzyme A dehydrogenase, very long chain OS=Rattus norvegicus GN=Acadvl PE=2 SV=1	True	0.03	3.27E-02	157	3 442	9 604
5866	62.83	2	1010.48	2018.95	0.01	2.59	4.09	ENMASLQSNPQQQLFR		Q5M9H2	Acyl-Coenzyme A dehydrogenase, very long chain OS=Rattus norvegicus GN=Acadvl PE=2 SV=1	True	0.02	3.92E-02	169	1 133	8 257
10676	53.54	3	679.33	2034.95	0.01	5.77	2.90	ENMASLQSNPQQQLFR	[3] Oxidation (M)	Q5M9H2	Acyl-Coenzyme A dehydrogenase, very long chain OS=Rattus norvegicus GN=Acadvl PE=2 SV=1	True	0.08	2.02E-02	131	292	288
12135	76.25	3	510.93	1529.78	0.00	1.82	1.72	VPAENVLGEVGDGFK		Q5M9H2	Acyl-Coenzyme A dehydrogenase, very long chain OS=Rattus norvegicus GN=Acadvl PE=2 SV=1	True	0.00	1.14E-02	245	-	-
14295	89.01	3	606.64	1816.91	0.00	0.75	3.36	NDSLKEVEEDTLQGLK		Q5M9H2	Acyl-Coenzyme A dehydrogenase, very long chain OS=Rattus norvegicus GN=Acadvl PE=2 SV=1	True	0.02	1.96E-02	160	277	1 145
3149	69.03	2	681.35	1360.68	0.00	0.53	3.21	NSDIQGALDSITK		D3ZQN7	Uncharacterized protein OS=Rattus norvegicus GN=Lamb1 PE=4 SV=1 - [D3ZQN7_RAT]	True	0.65	4.54E-02	35	71 982	102 766
4190	56.69	2	676.88	1351.74	0.00	0.77	3.23	DILAQSPAAEPLK		D3ZQN7	Uncharacterized protein OS=Rattus norvegicus GN=Lamb1 PE=4 SV=1 - [D3ZQN7_RAT]	True	0.56	1.81E-02	34	51 450	91 080
4788	28.90	2	698.32	1394.63	0.00	1.68	3.13	AAQNSGEADYIEK		D3ZQN7	Uncharacterized protein OS=Rattus norvegicus GN=Lamb1 PE=4 SV=1 - [D3ZQN7_RAT]	True	0.42	1.87E-02	49	14 302	25 164
5354	86.71	2	631.84	1261.66	0.00	0.96	2.48	NIGLFFEEAEK		D3ZQN7	Uncharacterized protein OS=Rattus norvegicus GN=Lamb1 PE=4 SV=1 - [D3ZQN7_RAT]	True	0.54	1.73E-02	32	54 301	76 086
5610	78.09	2	608.83	1215.65	0.01	11.30	1.82	IPSWTGGPFVFR		D3ZQN7	Uncharacterized protein OS=Rattus norvegicus GN=Lamb1 PE=4 SV=1 - [D3ZQN7_RAT]	True	1.58	2.45E-02	65	67 951	53 978
3202	59.96	2	548.33	1094.64	0.00	0.17	3.00	GPILQLNNVK		Q9EPF2	Cell surface glycoprotein MUC18 OS=Rattus norvegicus GN=Mcam PE=1 SV=2 - [MUC18_RAT]	True	1.95	8.86E-04	29	93 525	79 835
4390	94.16	2	684.40	1366.79	0.00	0.57	3.21	VVVVEPEVGLLK		Q9EPF2	Cell surface glycoprotein MUC18 OS=Rattus norvegicus GN=Mcam PE=1 SV=2 - [MUC18_RAT]	True	2.14	1.29E-03	30	163 971	127 559
5721	89.57	2	818.89	1635.76	0.00	2.18	3.19	AESNQDLFEWLR		Q9EPF2	Cell surface glycoprotein MUC18 OS=Rattus norvegicus GN=Mcam PE=1 SV=2 - [MUC18_RAT]	True	2.04	2.25E-03	31	215 276	130 910
7138	87.38	2	733.38	1464.74	0.00	0.60	2.29	VSVGIFGSPWMAAK	[11] Oxidation (M)	Q9EPF2	Cell surface glycoprotein MUC18 OS=Rattus norvegicus GN=Mcam PE=1 SV=2 - [MUC18_RAT]	True	1.65	1.90E-03	26	168 976	120 826
11807	97.76	2	725.38	1448.75	0.00	0.95	2.04	VSVGIFGSPWMAAK		Q9EPF2	Cell surface glycoprotein MUC18 OS=Rattus norvegicus GN=Mcam PE=1 SV=2 - [MUC18_RAT]	True	2.00	5.18E-03	40	25 411	28 896
12704	85.44	4	547.04	2184.13	0.00	0.21	3.33	LSLHGGPATALLSQVTPHDDR		Q9EPF2	Cell surface glycoprotein MUC18 OS=Rattus norvegicus GN=Mcam PE=1 SV=2 - [MUC18_RAT]	True	1.90	4.89E-03	36	120 399	89 529
5584	60.94	2	749.35	1496.69	0.00	1.94	2.98	AVFQYIDENQDR		Q6QQN1	Cytosolic non-specific dipeptidase OS=Rattus norvegicus GN=Cndp2 PE=1 SV=1 - [CNDP2_RAT]	True	0.35	3.14E-02	138	1 756	9 365
10931	24.65	2	581.78	1161.55	0.00	0.58	3.43	MTEAAAADVQR		Q6QQN1	Cytosolic non-specific dipeptidase OS=Rattus norvegicus GN=Cndp2 PE=1 SV=1 - [CNDP2_RAT]	True	0.33	4.32E-02	113	888	1 348
11474	106.32	2	829.99	1657.97	0.00	1.89	2.14	LPDGSEIPLPILLGK		Q6QQN1	Cytosolic non-specific dipeptidase OS=Rattus norvegicus GN=Cndp2 PE=1 SV=1 - [CNDP2_RAT]	True	0.34	3.93E-02	133	1 494	3 370
16271	107.05	3	639.05	1914.12	0.00	1.57	2.29	QKLPDGSEIPLPILLGK		Q6QQN1	Cytosolic non-specific dipeptidase OS=Rattus norvegicus GN=Cndp2 PE=1 SV=1 - [CNDP2_RAT]	True	0.35	3.90E-02	147	291	3 197
20448	96.28	3	626.65	1876.93	0.00	1.27	1.61	YPSLSLHGIEGAFSGGAK		Q6QQN1	Cytosolic non-specific dipeptidase OS=Rattus norvegicus GN=Cndp2 PE=1 SV=1 - [CNDP2_RAT]	True	0.22	2.90E-02	149	121	149
7371	18.06	2	651.33	1300.64	0.00	0.52	2.22	EPVSGGNVQATSR		D4ACJ5	Uncharacterized protein OS=Rattus norvegicus GN=Xirp1 PE=4 SV=1 - [D4ACJ5_RAT]	True	3.80	2.45E-03	63	23 917	18 216
8938	34.19	2	639.82	1277.63	0.00	0.35	1.82	EQVVGDDVQGYK		D4ACJ5	Uncharacterized protein OS=Rattus norvegicus GN=Xirp1 PE=4 SV=1 - [D4ACJ5_RAT]	True	4.88	4.50E-03	103	33 860	13 139
9579	45.36	3	647.32	1938.95	0.00	0.23	2.92	ETEAEAPAKEEIVPGDVR		D4ACJ5	Uncharacterized protein OS=Rattus norvegicus GN=Xirp1 PE=4 SV=1 - [D4ACJ5_RAT]	True	3.01	1.79E-03	61	51 160	37 128
11021	42.56	2	1093.98	2185.95	0.01	2.57	2.52	TDSTGLSEGADAPVYMQDSR	[17] Oxidation (M)	D4ACJ5	Uncharacterized protein OS=Rattus norvegicus GN=Xirp1 PE=4 SV=1 - [D4ACJ5_RAT]	True	5.03	2.29E-03	77	78 556	49 543
13383	50.34	3	584.65	1750.93	0.00	1.11	2.36	LATAEAQSLHQVLSR		D4ACJ5	Uncharacterized protein OS=Rattus norvegicus GN=Xirp1 PE=4 SV=1 - [D4ACJ5_RAT]	True	2.21	4.54E-02	56	25 489	14 072
7684	84.58	2	643.87	1285.72	0.00	1.57	2.17	MAGAVPVFIPLR	[1] Oxidation (M)	Q58FK9	Kynurenine-oxoglutarate transaminase 3 OS=Rattus norvegicus GN=Cdbl2 PE=2 SV=1 - [KAT3_F	True	0.03	9.47E-03	132	731	1 824
7757	99.58	3	611.65	1831.92	-1.03	559.41	2.86	RIEGLDQNVVVEFTK		Q58FK9	Kynurenine-oxoglutarate transaminase 3 OS=Rattus norvegicus GN=Cdbl2 PE=2 SV=1 - [KAT3_F	False	2.85	2.42E-04	42	350 286	224 351
10877	89.06	2	977.95	1953.88	0.01	2.76	3.84	WTSSDWFNFQPELESK		Q58FK9	Kynurenine-oxoglutarate transaminase 3 OS=Rattus norvegicus GN=Cdbl2 PE=2 SV=1 - [KAT3_F	True	0.09	2.39E-02	156	8 051	15 205
10905	59.86	2	694.41	1386.80	0.00	1.59	2.36	AHLNTPHNPIGK		Q58FK9	Kynurenine-oxoglutarate transaminase 3 OS=Rattus norvegicus GN=Cdbl2 PE=2 SV=1 - [KAT3_F	True	0.00	1.72E-02	207	-	-
26133	95.50	3	426.58	1276.73	0.00	1.23	2.45	LGWSIGPGHLK		Q58FK9	Kynurenine-oxoglutarate transaminase 3 OS=Rattus norvegicus GN=Cdbl2 PE=2 SV=1 - [KAT3_F	True	0.00	4.42E-02	245	-	-
191	66.09	2	882.44	1762.87	-4.99	2819.82	2.10	HHATVYNNLNVTTEK		P07895	Superoxide dismutase [Mn], mitochondrial OS=Rattus norvegicus GN=Sod2 PE=1 SV=2 - [SODM	False	0.64	1.09E-02	32	3 686 344	5 992 260
4093	113.33	4	532.27	2125.05	0.00	0.00	3.93	FNGGGHINHISIFWTNLSPK		P07895	Superoxide dismutase [Mn], mitochondrial OS=Rattus norvegicus GN=Sod2 PE=1 SV=2 - [SODM	True	0.49	3.78E-03	41	659 128	293 251
4864	112.34	3	709.36	2125.05	0.00	1.64	4.47	FNGGGHINHISIFWTNLSPK		P07895	Superoxide dismutase [Mn], mitochondrial OS=Rattus norvegicus GN=Sod2 PE=1 SV=2 - [SODM	True	0.39	1.42E-03	58	880 428	313 184
5383	97.20	3	709.36	2125.05	0.00	0.39	1.44	FNGGGHINHISIFWTNLSPK		P07895	Superoxide dismutase [Mn], mitochondrial OS=Rattus norvegicus GN=Sod2 PE=1 SV=2 - [SODM	True	1.40	3.80E-02	29	585 558	541 074
10393	105.87	4	532.52	2126.03	0.98	462.92	2.02	FNGGGHINHISIFWTNLSPK		P07895	Superoxide dismutase [Mn], mitochondrial OS=Rattus norvegicus GN=Sod2 PE=1 SV=2 - [SODM	True	0.24	7.45E-03	109	19 284	5 648
7576	113.94	4	810.90	3239.59	0.01	2.07	4.58	HSLPLDLPYDYGALEPHINAQIMQLHHSK	[22] Oxidation (M)	P07895	Superoxide dismutase [Mn], mitochondrial OS=Rattus norvegicus GN=Sod2 PE=1 SV=2 - [SODM	True	0.13	2.75E-04	74	159 920	450 948
8058	103.97	2	1032.04	2062.07	0.00	0.91	3.48	LTAIVSVGQVDSGWGLGFK		P07895	Superoxide dismutase [Mn], mitochondrial OS=Rattus norvegicus GN=Sod2 PE=1 SV=2 - [SODM	True	0.71	3.35E-02	25	248 040	303 872
488	71.75	2	824.92	1647.82	0.00	1.83	4.23	GMNLTVLGVYDLVPEPK	[2] Oxidation (M)	P11240	Cytochrome c oxidase subunit 5A, mitochondrial OS=Rattus norvegicus GN=Cox5a PE=1 SV=1 - [True	0.62	2.98E-02	35	919 857	1 490 583
666	48.87	2	496.76	991.51	0.00	0.08	3.02	LNDFAAVR		P11240	Cytochrome c oxidase subunit 5A, mitochondrial OS=Rattus norvegicus GN=Cox5a PE=1 SV=1 - [True	0.51	4.90E-03	36	282 075	470 514
823	43.00	2	386.24	770.47	0.00	0.02	2.76	IIDAALR		P11240	Cytochrome c oxidase subunit 5A, mitochondrial OS=Rattus norvegicus GN=Cox5a PE=1 SV=1 - [True	0.54	9.63E-03	42	176 341	326 300
1320	81.52	2	816.92	1631.83	0.00	2.54	3.76	GMNLTVLGVYDLVPEPK		P11240	Cytochrome c oxidase subunit 5A, mitochondrial OS=Rattus norvegicus GN=Cox5a PE=1 SV=1 - [True	0.66	3.70E-02	32	715 316	1 039 394
5361	111.09	3	685.01	2052.01	0.00	0.86	2.39	WVYTFNFKPIDAWELR		P11240	Cytochrome c oxidase subunit 5A, mitochondrial OS=Rattus norvegicus GN=Cox5a PE=1 SV=1 - [True	0.51	3.45E-02	50	302 347	344 049
1285	62.83	2	752.40	1502.78	0.02	12.11	3.97	IFVGLNPEATEEK		Q9QX80	CARG-binding factor A OS=Rattus norvegicus GN=Hnrnpab PE=2 SV=1 - [Q9QX80_RAT]	False	1.52	6.95E-03	24	929 998	940 244
6538	70.79	2	672.32	1342.62	0.00	0.47	2.34	MFVGGLSWDTSK	[1] Oxidation (M)	Q9QX80	CARG-binding factor A OS=Rattus norvegicus GN=Hnrnpab PE=2 SV=1 - [Q9QX80_RAT]	True	1.57	1.16E-02	35	55 294	45 735
10969	113.99	2	464.77	927.52	0.00	0.27	2.32	GFGFILFK		Q9QX80	CARG-binding factor A OS=Rattus norvegicus GN=Hnrnpab PE=2 SV=1 - [Q9QX80_RAT]	True	1.47	4.96E-02	34	26 005	13 930

Supplementary Table S4

Control normoxia animals	Proteins selected
Control without monocrotaline animals	
Hypoxia animals	
Monocrotaline animals	

# Features	Retention time (min)	Charge	m/z	Measured mass	Mass error (u)	Mass error (ppm)	Score	Sequence	Modifications	Accession	Description	Use in quantitation	Fold change RHF/CTL	Anova	Maximum CV	Normalized abundance	
																Hypoxia 1	Hypoxia 2
14493	101.02	2	479.77	957.53	0.00	0.08	2.08	GFVFITFK		Q9QX80	CAR-binding factor A OS=Rattus norvegicus GN=Hnmpab PE=2 SV=1 - [Q9QX80_RAT]	True	1.84	1.53E-02	41	9 566	9 877
1576	113.90	3	854.75	2561.23	0.01	2.31	5.32	RLEGGSSNVFSMFEQTIQIEFK		P08733	Myosin regulatory light chain 2, ventricular/cardiac muscle isoform OS=Rattus norvegicus GN=M	False	0.25	1.56E-02	84	387 869	1 981 385
9632	113.94	2	1281.62	2561.23	0.01	2.43	3.25	RLEGGSSNVFSMFEQTIQIEFK		P08733	Myosin regulatory light chain 2, ventricular/cardiac muscle isoform OS=Rattus norvegicus GN=M	False	0.17	1.71E-02	115	13 553	168 944
2723	104.17	2	823.44	1644.88	0.00	1.64	3.35	LKGADPEETILNAFK		P08733	Myosin regulatory light chain 2, ventricular/cardiac muscle isoform OS=Rattus norvegicus GN=M	True	0.36	1.41E-03	65	245 177	1 015 086
7376	63.32	2	779.41	1556.81	-2.97	1906.83	3.07	VNVKNEEIDEMIK		P08733	Myosin regulatory light chain 2, ventricular/cardiac muscle isoform OS=Rattus norvegicus GN=M	True	1.28	3.18E-02	24	132 763	155 644
19896	83.56	4	348.19	1388.74	0.00	1.02	2.34	NLVHIIHGEEK		P08733	Myosin regulatory light chain 2, ventricular/cardiac muscle isoform OS=Rattus norvegicus GN=M	True	0.06	1.16E-02	196	740	4 078
2066	77.84	2	1024.04	2046.07	0.01	2.53	5.14	FTATAGIQVVGDLLVTNPK		P04764	Alpha-enolase OS=Rattus norvegicus GN=Eno1 PE=1 SV=4 - [ENOA_RAT]	True	0.05	4.68E-02	153	18 157	204 825
4221	105.10	3	856.72	2567.13	0.01	5.10	4.48	DYPPVSIIDPFDDQDDAWQK		P04764	Alpha-enolase OS=Rattus norvegicus GN=Eno1 PE=1 SV=4 - [ENOA_RAT]	True	0.04	1.21E-02	164	2 904	18 264
5588	106.53	2	1096.52	2191.03	0.00	2.12	4.98	AGYTDQVVGMDVAASEFYR		P04764	Alpha-enolase OS=Rattus norvegicus GN=Eno1 PE=1 SV=4 - [ENOA_RAT]	True	0.05	2.58E-03	134	33 680	60 191
12677	113.33	3	633.00	1895.97	0.00	1.76	3.65	LAMQFEMILPVGASSFR		P04764	Alpha-enolase OS=Rattus norvegicus GN=Eno1 PE=1 SV=4 - [ENOA_RAT]	True	0.04	3.50E-02	158	3 695	1 194
2302	111.05	2	897.05	1792.09	0.00	1.99	5.72	VAVLIGASGGIGQLSLLLK		P04636	Malate dehydrogenase, mitochondrial OS=Rattus norvegicus GN=Mdh2 PE=1 SV=2 - [MDHM_R	True	0.14	3.43E-02	128	79 391	338 181
3137	60.69	2	565.81	1129.61	0.00	0.06	2.36	MIAEAIPELK	[1] Oxidation (M)	P04636	Malate dehydrogenase, mitochondrial OS=Rattus norvegicus GN=Mdh2 PE=1 SV=2 - [MDHM_R	True	0.18	3.41E-02	109	14 160	60 599
5221	109.10	4	599.07	2392.24	0.00	0.87	3.78	LTYLDIAHTPGVAADLSHIETR		P04636	Malate dehydrogenase, mitochondrial OS=Rattus norvegicus GN=Mdh2 PE=1 SV=2 - [MDHM_R	True	0.11	1.65E-02	114	67 179	172 767
7873	109.20	3	798.42	2392.24	0.00	1.36	5.64	LTYLDIAHTPGVAADLSHIETR		P04636	Malate dehydrogenase, mitochondrial OS=Rattus norvegicus GN=Mdh2 PE=1 SV=2 - [MDHM_R	True	0.14	4.02E-02	118	51 943	130 300
5953	81.92	2	672.34	1342.66	0.00	1.51	3.31	FVFLSDVDMNGK	[9] Oxidation (M)	P04636	Malate dehydrogenase, mitochondrial OS=Rattus norvegicus GN=Mdh2 PE=1 SV=2 - [MDHM_R	True	0.16	3.86E-02	112	15 409	68 235
2554	62.83	2	887.47	1772.92	0.00	1.56	5.84	AVLDDVAETGTEAAAATGVK		P09006	Serine protease inhibitor A3N OS=Rattus norvegicus GN=Serpina3n PE=1 SV=3 - [SPA3N_RAT]	False	2.05	2.49E-02	52	627 967	900 479
7792	62.68	3	591.98	1772.91	0.00	0.83	3.18	AVLDDVAETGTEAAAATGVK		P09006	Serine protease inhibitor A3N OS=Rattus norvegicus GN=Serpina3n PE=1 SV=3 - [SPA3N_RAT]	False	2.02	8.14E-05	24	58 679	69 943
4104	49.26	2	823.41	1644.81	0.00	0.02	4.54	MQQVEASLQPETLR	[1] Oxidation (M)	P09006	Serine protease inhibitor A3N OS=Rattus norvegicus GN=Serpina3n PE=1 SV=3 - [SPA3N_RAT]	False	1.88	2.72E-02	46	175 532	278 367
5513	57.78	2	654.79	1307.57	0.00	1.17	3.33	DTQSEFYSGK		P09006	Serine protease inhibitor A3N OS=Rattus norvegicus GN=Serpina3n PE=1 SV=3 - [SPA3N_RAT]	True	2.10	2.50E-02	52	89 053	141 678
8728	58.57	2	603.82	1205.63	0.00	0.21	2.05	LEDLTPYVVR		P09006	Serine protease inhibitor A3N OS=Rattus norvegicus GN=Serpina3n PE=1 SV=3 - [SPA3N_RAT]	True	2.06	9.32E-04	31	49 006	51 058
3267	34.43	2	534.30	1066.58	0.00	0.74	2.14	IAQTGPPDR		Q32PX7	Far upstream element-binding protein 1 OS=Rattus norvegicus GN=Fubp1 PE=1 SV=1 - [FUBP1	True	1.52	2.12E-02	37	68 186	66 608
3481	30.09	2	380.22	758.42	0.00	0.15	1.61	QIEEK		Q32PX7	Far upstream element-binding protein 1 OS=Rattus norvegicus GN=Fubp1 PE=1 SV=1 - [FUBP1	False	0.38	1.32E-04	34	13 398	27 276
4120	65.29	2	668.86	1335.72	0.00	0.41	3.05	IGGNEGIDVPIPR		Q32PX7	Far upstream element-binding protein 1 OS=Rattus norvegicus GN=Fubp1 PE=1 SV=1 - [FUBP1	True	1.55	2.31E-02	45	115 011	113 354
13569	94.52	2	630.84	1259.67	0.00	0.66	1.74	PDGMVGFIR		Q32PX7	Far upstream element-binding protein 1 OS=Rattus norvegicus GN=Fubp1 PE=1 SV=1 - [FUBP1	True	1.51	2.92E-02	40	12 573	18 646
3299	28.07	2	568.77	1135.53	0.00	0.62	2.36	QTENAFSPSR		F1LQD6	Uncharacterized protein (Fragment) OS=Rattus norvegicus GN=Cald1 PE=4 SV=1 - [F1LQD6_RAT]	False	2.04	2.29E-03	44	158 258	112 626
5600	20.52	2	822.40	1642.78	0.00	0.57	3.56	ASGDKEAEGAPQVEAGK		F1LQD6	Uncharacterized protein (Fragment) OS=Rattus norvegicus GN=Cald1 PE=4 SV=1 - [F1LQD6_RAT]	False	1.69	8.84E-03	46	174 510	98 691
8157	24.65	2	378.73	755.45	0.00	1.00	1.60	LQATVPK		F1LQD6	Uncharacterized protein (Fragment) OS=Rattus norvegicus GN=Cald1 PE=4 SV=1 - [F1LQD6_RAT]	False	2.01	1.56E-02	95	13 886	8 932
15351	64.35	2	881.40	1760.79	0.00	1.92	2.92	GGNLGENQVEEMVEEK		F1LQD6	Uncharacterized protein (Fragment) OS=Rattus norvegicus GN=Cald1 PE=4 SV=1 - [F1LQD6_RAT]	True	1.85	4.55E-02	66	16 245	13 442
3481	30.09	2	380.22	758.42	0.00	0.15	1.61	QIEEK		Q99PF5	Far upstream element-binding protein 2 OS=Rattus norvegicus GN=Khsrp PE=1 SV=1 - [FUBP2	False	0.38	1.32E-04	34	13 398	27 276
4302	43.59	2	677.85	1353.69	0.00	1.34	2.40	VQISPDSSGLPER		Q99PF5	Far upstream element-binding protein 2 OS=Rattus norvegicus GN=Khsrp PE=1 SV=1 - [FUBP2	True	1.43	4.19E-02	32	78 933	113 607
6237	55.16	2	533.31	1064.60	0.00	0.24	3.21	VGGGIDVPPVPR		Q99PF5	Far upstream element-binding protein 2 OS=Rattus norvegicus GN=Khsrp PE=1 SV=1 - [FUBP2	True	1.64	4.18E-02	73	43 608	36 562
8339	53.88	3	686.69	2057.06	0.00	1.24	2.05	MILIQDGSQNTNVDPKPLR	[1] Oxidation (M)	Q99PF5	Far upstream element-binding protein 2 OS=Rattus norvegicus GN=Khsrp PE=1 SV=1 - [FUBP2	True	1.68	7.56E-03	38	53 600	52 856
3491	71.70	2	744.43	1486.84	0.00	1.57	3.04	LPINSVYTGIVPSK		Q66HG9	Mitochondrial antiviral-signaling protein OS=Rattus norvegicus GN=Mavs PE=1 SV=1 - [MAVS_R	True	1.75	2.54E-02	44	142 496	89 057
3929	67.58	3	830.10	2487.28	0.00	1.26	2.13	ETLEAPATVVTGSSLRPDISSR		Q66HG9	Mitochondrial antiviral-signaling protein OS=Rattus norvegicus GN=Mavs PE=1 SV=1 - [MAVS_R	True	1.62	3.91E-03	31	355 564	195 108
4827	37.86	2	821.94	1641.86	0.00	1.24	2.71	STAATPSTVPTNIAPSK		Q66HG9	Mitochondrial antiviral-signaling protein OS=Rattus norvegicus GN=Mavs PE=1 SV=1 - [MAVS_R	True	1.60	2.46E-02	35	190 849	116 878
5753	36.09	2	672.84	1343.66	0.00	1.77	2.75	TLLSSSTGSFAFK		Q66HG9	Mitochondrial antiviral-signaling protein OS=Rattus norvegicus GN=Mavs PE=1 SV=1 - [MAVS_R	True	1.39	4.78E-02	29	76 677	57 311
4073	92.09	2	793.42	1584.83	0.00	1.50	4.15	EVAEDELVAAEGLLK		F1M614	Uncharacterized protein (Fragment) OS=Rattus norvegicus GN=Lama2 PE=4 SV=1 - [F1M614_RA	True	0.59	2.03E-02	37	104 683	140 978
4161	42.95	2	623.29	1244.56	0.00	0.84	2.45	EGNDILDEANR		F1M614	Uncharacterized protein (Fragment) OS=Rattus norvegicus GN=Lama2 PE=4 SV=1 - [F1M614_RA	True	0.58	2.12E-02	44	40 064	47 344
7150	23.82	2	487.73	973.45	0.00	0.95	1.29	NLEQEADR		F1M614	Uncharacterized protein (Fragment) OS=Rattus norvegicus GN=Lama2 PE=4 SV=1 - [F1M614_RA	True	0.53	4.66E-02	48	5 083	12 962
9346	94.52	2	558.79	1115.56	0.00	0.81	2.43	LDDAWDLLR		F1M614	Uncharacterized protein (Fragment) OS=Rattus norvegicus GN=Lama2 PE=4 SV=1 - [F1M614_RA	True	0.53	1.87E-02	41	11 996	20 336
6273	57.34	2	801.40	1600.79	0.01	6.07	3.36	NAVTFQEFQVPDTRAR		Q9ER34	Aconitate hydratase, mitochondrial OS=Rattus norvegicus GN=Aco2 PE=1 SV=2 - [ACON_RAT]	False	0.40	3.07E-02	48	61 653	81 823
11086	56.44	3	623.64	1867.91	0.00	1.35	3.73	IVYGHLDPPANQEIER		Q9ER34	Aconitate hydratase, mitochondrial OS=Rattus norvegicus GN=Aco2 PE=1 SV=2 - [ACON_RAT]	True	0.05	3.84E-03	112	48	1 415
13558	32.09	2	534.28	1066.54	0.00	0.18	1.89	NTIVTSYNR		Q9ER34	Aconitate hydratase, mitochondrial OS=Rattus norvegicus GN=Aco2 PE=1 SV=2 - [ACON_RAT]	True	0.12	2.16E-03	104	295	1 088
24636	93.20	2	600.35	1198.68	0.00	1.56	2.45	DLEDLQILIK		Q9ER34	Aconitate hydratase, mitochondrial OS=Rattus norvegicus GN=Aco2 PE=1 SV=2 - [ACON_RAT]	True	0.03	1.09E-02	109	170	-
8770	75.34	2	1003.44	2004.87	0.01	3.21	3.45	EVWEETDGLDNPDPFK		Q9J85	Nucleobindin-2 OS=Rattus norvegicus GN=Nucb2 PE=2 SV=1 - [NUCB2_RAT]	True	2.71	8.79E-04	43	68 816	98 202
9578	105.35	2	560.32	1118.63	0.00	0.39	2.33	LVTLEFLR		Q9J85	Nucleobindin-2 OS=Rattus norvegicus GN=Nucb2 PE=2 SV=1 - [NUCB2_RAT]	True	2.44	4.53E-03	52	23 574	30 392
13850	50.00	2	750.40	1498.78	0.00	1.97	2.24	FQQGIAPSGPAGELK		Q9J85	Nucleobindin-2 OS=Rattus norvegicus GN=Nucb2 PE=2 SV=1 - [NUCB2_RAT]	True	2.73	2.11E-03	50	6 829	12 574
14054	56.05	3	423.57	1267.68	0.00	0.40	2.77	LSQCLEDLVSHK		Q9J85	Nucleobindin-2 OS=Rattus norvegicus GN=Nucb2 PE=2 SV=1 - [NUCB2_RAT]	True	3.38	1.40E-02	55	2 235	9 994
43	66.24	2	744.86	1487.70	-2.04	1369.65	3.20	NDVGTGALSINPEVFK		Q6AY80	Ribosylidihydroxycotinamide dehydrogenase [quinone] OS=Rattus norvegicus GN=Nqo2 PE=1 SV	False	0.70	6.43E-03	23	7 758 150	11 378 816
3215	65.54	2	745.88	1489.74	0.00	0.24	3.64	NDVGTGALSINPEVFK		Q6AY80	Ribosylidihydroxycotinamide dehydrogenase [quinone] OS=Rattus norvegicus GN=Nqo2 PE=1 SV	False	0.10	3.83E-02	123	33 571	24 520
7252	59.07	2	603.79	1205.56	0.00	1.34	2.62	YGIEAYEAYK		Q6AY80	Ribosylidihydroxycotinamide dehydrogenase [quinone] OS=Rattus norvegicus GN=Nqo2 PE=1 SV	True	0.11	1.90E-02	108	9 623	9 412
8717	55.90	3	432.92	1295.72	0.00	0.74	2.21	VLLVYAHQEPK		Q6AY80	Ribosylidihydroxycotinamide dehydrogenase [quinone] OS=Rattus norvegicus GN=Nqo2 PE=1 SV	True	0.00	2.74E-03	180	-	-

Supplementary Table S4

Control normoxia animals	Proteins selected
Control without monocrotaline animals	
Hypoxia animals	
Monocrotaline animals	

# Features	Retention time (min)	Charge	m/z	Measured mass	Mass error (u)	Mass error (ppm)	Score	Sequence	Modifications	Accession	Description	Use in quantitation	Normalized abundance				
													Fold change	RHF/CTL	Anova	Maximum CV	Hypoxia 1
204	92.55	2	874.44	1746.87	-3.04	1739.70	3.80	IKIEFTPEQIEEFK		P16409	Myosin light chain 3 OS=Rattus norvegicus GN=MyI3 PE=1 SV=2 - [MYL3_RAT]	False	0.56	5.24E-03	36	3 647 822	6 287 342
374	96.33	2	753.88	1505.75	-2.99	1983.82	2.05	IEFTPEQIEEFK		P16409	Myosin light chain 3 OS=Rattus norvegicus GN=MyI3 PE=1 SV=2 - [MYL3_RAT]	True	0.23	2.77E-02	96	175 616	1 311 002
8469	68.38	3	581.94	1742.81	0.00	0.77	2.45	NKDTGTEDYDFVEGLR		P16409	Myosin light chain 3 OS=Rattus norvegicus GN=MyI3 PE=1 SV=2 - [MYL3_RAT]	True	2.60	2.10E-03	44	190 185	280 097
224	20.75	2	601.27	1200.53	0.00	0.30	3.50	AEVGPDEEAR		P50753	Troponin T, cardiac muscle OS=Rattus norvegicus GN=Tnnt2 PE=1 SV=2 - [TNNT2_RAT]	True	0.55	8.16E-03	44	621 791	1 823 984
1719	83.30	2	798.41	1594.80	-0.96	602.96	3.24	ALSNMMHFGGVIQK		P50753	Troponin T, cardiac muscle OS=Rattus norvegicus GN=Tnnt2 PE=1 SV=2 - [TNNT2_RAT]	True	0.61	5.84E-03	38	318 930	377 422
2227	88.75	2	798.91	1595.80	0.00	1.90	4.00	ELWQSIHLEAEK		P50753	Troponin T, cardiac muscle OS=Rattus norvegicus GN=Tnnt2 PE=1 SV=2 - [TNNT2_RAT]	False	0.66	1.59E-02	32	1 057 640	1 466 344
273	29.95	2	688.33	1374.64	0.00	0.87	4.46	AQSELSGAADEAAR		P35434	ATP synthase subunit delta, mitochondrial OS=Rattus norvegicus GN=Atp5d PE=1 SV=2 - [ATPD]	False	0.55	5.75E-03	40	875 271	1 732 579
408	37.37	2	493.78	985.54	0.00	0.37	3.01	IEANEALVK		P35434	ATP synthase subunit delta, mitochondrial OS=Rattus norvegicus GN=Atp5d PE=1 SV=2 - [ATPD]	True	0.50	7.46E-03	50	259 269	603 777
1899	34.92	2	365.22	728.42	0.00	0.08	1.62	AEIQIR		P35434	ATP synthase subunit delta, mitochondrial OS=Rattus norvegicus GN=Atp5d PE=1 SV=2 - [ATPD]	True	0.60	1.70E-02	48	96 102	217 674
1370	101.11	3	915.12	2742.34	2.00	729.63	3.36	SPQSSSTAAPDGSLLSSVTEETHLHGK		F1M759	Uncharacterized protein OS=Rattus norvegicus PE=4 SV=1 - [F1M759_RAT]	False	0.05	2.51E-02	148	53 189	149 479
11417	98.50	3	914.46	2740.34	0.00	1.21	1.93	SPQSSSTAAPDGSLLSSVTEETHLHGK		F1M759	Uncharacterized protein OS=Rattus norvegicus PE=4 SV=1 - [F1M759_RAT]	True	0.36	3.59E-04	38	23 390	46 866
10099	87.17	2	617.34	1232.67	0.00	0.57	2.19	SLSFPLALEEK		F1M759	Uncharacterized protein OS=Rattus norvegicus PE=4 SV=1 - [F1M759_RAT]	True	0.34	1.30E-03	47	8 678	22 405
11272	41.87	2	574.30	1146.58	0.00	0.69	1.90	EVQESDLSK		F1M759	Uncharacterized protein OS=Rattus norvegicus PE=4 SV=1 - [F1M759_RAT]	True	0.25	7.10E-03	75	1 364	8 741
1486	71.80	2	645.83	1289.65	0.00	1.10	3.76	ESSADILTEIGR		Q6AYQ4	Transmembrane protein 109 OS=Rattus norvegicus GN=Tmem109 PE=2 SV=1 - [TM109_RAT]	True	1.99	2.30E-02	77	383 509	328 474
5342	21.14	2	496.24	990.47	0.00	2.28	1.85	EFASPGQKQ		Q6AYQ4	Transmembrane protein 109 OS=Rattus norvegicus GN=Tmem109 PE=2 SV=1 - [TM109_RAT]	True	1.95	3.77E-02	84	57 399	53 890
6498	31.99	2	394.22	786.42	0.00	0.24	1.25	QIEELR		Q6AYQ4	Transmembrane protein 109 OS=Rattus norvegicus GN=Tmem109 PE=2 SV=1 - [TM109_RAT]	True	1.99	2.96E-02	91	54 699	50 134
1553	44.38	2	672.35	1342.68	-0.01	5.19	3.23	AEQQTADQLLAR		F1MAA7	Uncharacterized protein OS=Rattus norvegicus GN=Lamc1 PE=4 SV=1 - [F1MAA7_RAT]	False	0.32	2.80E-02	80	291 663	345 751
3019	23.43	2	516.26	1030.50	0.00	0.89	2.61	VSNLEEAR		F1MAA7	Uncharacterized protein OS=Rattus norvegicus GN=Lamc1 PE=4 SV=1 - [F1MAA7_RAT]	True	0.76	3.56E-02	23	48 895	42 990
5114	109.93	3	955.47	2863.38	0.01	2.15	4.83	QLELESUANLGTGDETVDQAFEDR		F1MAA7	Uncharacterized protein OS=Rattus norvegicus GN=Lamc1 PE=4 SV=1 - [F1MAA7_RAT]	True	0.65	6.46E-03	23	400 407	288 745
1716	54.47	2	869.43	1736.84	0.00	1.17	4.18	FGDLSASAIMGNPQVK	[11] Oxidation (M)	P11517	Hemoglobin subunit beta-2 OS=Rattus norvegicus PE=1 SV=2 - [HBB2_RAT]	True	0.66	4.35E-02	45	466 765	754 338
2888	58.92	3	376.19	1125.56	0.00	0.30	2.73	LHVDPENFR		P11517	Hemoglobin subunit beta-2 OS=Rattus norvegicus PE=1 SV=2 - [HBB2_RAT]	True	0.57	3.98E-02	70	39 928	119 281
3959	62.53	2	609.84	1217.67	-0.01	4.64	3.09	KVINAFNDGLK		P11517	Hemoglobin subunit beta-2 OS=Rattus norvegicus PE=1 SV=2 - [HBB2_RAT]	True	0.57	3.10E-02	62	112 709	185 640
1850	42.85	2	1009.48	2016.94	0.00	1.96	4.59	LASGGPVDGTGPEYQEVDR		P21571	ATP synthase-coupling factor 6, mitochondrial OS=Rattus norvegicus GN=Atp5j PE=1 SV=1 - [ATP5J_RAT]	True	0.60	4.05E-03	30	301 907	442 764
3982	45.85	2	531.78	1061.54	0.00	0.20	2.22	FEVLDPQKS		P21571	ATP synthase-coupling factor 6, mitochondrial OS=Rattus norvegicus GN=Atp5j PE=1 SV=1 - [ATP5J_RAT]	True	0.46	1.82E-02	38	17 058	28 434
10022	102.04	3	762.38	2284.11	0.00	0.67	2.27	PFTFNFDPKFEVLDPQKS		P21571	ATP synthase-coupling factor 6, mitochondrial OS=Rattus norvegicus GN=Atp5j PE=1 SV=1 - [ATP5J_RAT]	True	0.59	5.88E-03	27	60 408	89 936
2062	98.99	2	974.48	1946.95	-3.01	1541.93	2.94	TIDWVSFVEIMPQNK	[11] Oxidation (M)	P31399	ATP synthase subunit d, mitochondrial OS=Rattus norvegicus GN=Atp5h PE=1 SV=3 - [ATP5H_RAT]	True	0.29	2.83E-02	92	62 289	386 395
5510	48.42	3	537.27	1608.79	0.00	1.49	1.97	YVALDVAEEKEDVK		P31399	ATP synthase subunit d, mitochondrial OS=Rattus norvegicus GN=Atp5h PE=1 SV=3 - [ATP5H_RAT]	True	0.55	3.76E-02	52	24 623	52 639
8528	48.51	2	805.40	1608.79	0.00	0.29	2.91	YVALDVAEEKEDVK		P31399	ATP synthase subunit d, mitochondrial OS=Rattus norvegicus GN=Atp5h PE=1 SV=3 - [ATP5H_RAT]	True	0.52	1.18E-02	51	30 013	37 479
7547	95.30	2	1265.08	2528.15	0.01	2.15	3.76	NMIPFDQMTIDDLNEVPFETK	[2] Oxidation; (M) [8] Oxidation (M)	P31399	ATP synthase subunit d, mitochondrial OS=Rattus norvegicus GN=Atp5h PE=1 SV=3 - [ATP5H_RAT]	True	0.41	3.14E-02	80	11 803	5 563
8308	103.92	2	1257.08	2512.15	0.00	1.72	3.38	NMIPFDQMTIDDLNEVPFETK	[8] Oxidation (M)	P31399	ATP synthase subunit d, mitochondrial OS=Rattus norvegicus GN=Atp5h PE=1 SV=3 - [ATP5H_RAT]	True	0.63	2.65E-02	38	199 997	281 726
8308	103.92	2	1257.08	2512.15	0.00	1.72	3.42	NMIPFDQMTIDDLNEVPFETK	[2] Oxidation (M)	P31399	ATP synthase subunit d, mitochondrial OS=Rattus norvegicus GN=Atp5h PE=1 SV=3 - [ATP5H_RAT]	True	0.63	2.65E-02	38	199 997	281 726
2207	58.57	2	616.83	1231.65	-1.99	1610.31	1.29	GVLVPSGDLAR		D4A925	Uncharacterized protein OS=Rattus norvegicus GN=Ltbp4 PE=4 SV=1 - [D4A925_RAT]	True	1.78	1.94E-03	37	382 136	303 388
4667	61.79	2	808.43	1614.84	0.00	0.86	3.99	AEAAPYTVLAQSAAPR		D4A925	Uncharacterized protein OS=Rattus norvegicus GN=Ltbp4 PE=4 SV=1 - [D4A925_RAT]	True	2.30	2.76E-04	38	102 451	118 454
10768	38.06	3	480.58	1438.73	0.00	0.91	1.61	YNTRPLNPPRR		D4A925	Uncharacterized protein OS=Rattus norvegicus GN=Ltbp4 PE=4 SV=1 - [D4A925_RAT]	True	2.57	8.18E-04	48	23 981	40 586
2248	40.75	2	858.41	1714.81	0.00	1.04	4.00	AESAVAPTSMEAPETPK		P56741	Myosin-binding protein C, cardiac-type OS=Rattus norvegicus GN=Mybpc3 PE=2 SV=2 - [MYPC]	True	1.36	1.50E-02	23	444 651	500 402
3420	40.17	3	894.11	2679.30	0.01	2.21	3.04	VTEPAPPEKAESAAPTSMEAPETPK	[19] Oxidation (M)	P56741	Myosin-binding protein C, cardiac-type OS=Rattus norvegicus GN=Mybpc3 PE=2 SV=2 - [MYPC]	True	1.45	4.50E-02	37	422 271	369 646
4852	42.95	3	598.96	1793.84	0.00	0.16	3.49	DGSDIAANDKYGSLAEGK		P56741	Myosin-binding protein C, cardiac-type OS=Rattus norvegicus GN=Mybpc3 PE=2 SV=2 - [MYPC]	True	2.08	3.50E-02	53	135 162	128 217
6063	49.21	3	888.78	2663.30	0.00	1.66	2.84	VTEPAPPEKAESAAPTSMEAPETPK		P56741	Myosin-binding protein C, cardiac-type OS=Rattus norvegicus GN=Mybpc3 PE=2 SV=2 - [MYPC]	True	2.41	4.47E-03	42	146 527	133 487
2283	70.09	2	864.45	1726.89	0.98	566.94	2.83	EVAGQGVVPLQDLMVR	[14] Oxidation (M)	Q4V8H5	Aspartyl aminopeptidase OS=Rattus norvegicus GN=Dnpep PE=2 SV=1 - [Q4V8H5_RAT]	False	3.44	2.62E-02	106	4 810 948	1 226 267
5539	56.20	2	655.34	1308.67	0.00	1.18	2.81	YASNVAESLIR		Q4V8H5	Aspartyl aminopeptidase OS=Rattus norvegicus GN=Dnpep PE=2 SV=1 - [Q4V8H5_RAT]	True	0.17	4.23E-02	107	15 119	23 104
7847	71.35	2	715.84	1429.67	0.00	1.27	2.56	ETEGWDILPENK		Q4V8H5	Aspartyl aminopeptidase OS=Rattus norvegicus GN=Dnpep PE=2 SV=1 - [Q4V8H5_RAT]	True	0.18	4.93E-02	95	3 405	2 933
8278	86.61	2	855.97	1709.92	0.00	1.74	3.10	EVAGQGVVPLQDLMVR		Q4V8H5	Aspartyl aminopeptidase OS=Rattus norvegicus GN=Dnpep PE=2 SV=1 - [Q4V8H5_RAT]	True	0.10	3.83E-02	165	364	1 179
3038	60.94	2	744.88	1487.75	0.00	1.69	3.43	IFVGGLSPTPEEK		Q9JJ54	Heterogeneous nuclear ribonucleoprotein D0 OS=Rattus norvegicus GN=Hnrnpd PE=1 SV=1 - [HNRNPD]	True	1.76	5.16E-04	26	192 111	250 892
7731	88.45	2	1088.99	2175.97	0.01	2.35	3.66	EYFGGFEVESIELPMDNK	[16] Oxidation (M)	Q9JJ54	Heterogeneous nuclear ribonucleoprotein D0 OS=Rattus norvegicus GN=Hnrnpd PE=1 SV=1 - [HNRNPD]	True	1.59	3.26E-03	25	155 762	198 130
14037	97.20	2	1081.00	2159.98	0.00	2.29	3.17	EYFGGFEVESIELPMDNK		Q9JJ54	Heterogeneous nuclear ribonucleoprotein D0 OS=Rattus norvegicus GN=Hnrnpd PE=1 SV=1 - [HNRNPD]	True	1.56	1.54E-02	29	63 357	86 626
17190	107.95	2	457.76	913.51	0.00	0.27	1.98	GFQVFLVK		Q9JJ54	Heterogeneous nuclear ribonucleoprotein D0 OS=Rattus norvegicus GN=Hnrnpd PE=1 SV=1 - [HNRNPD]	True	1.98	6.83E-03	42	10 563	15 055
3469	27.73	3	947.74	2840.20	0.00	1.03	5.13	AEESGETEKAQKEDSEDTGELSSQSQEK		D3ZU20	Similar to putative SH3BGR protein (Predicted) OS=Rattus norvegicus GN=Sh3bgr PE=4 SV=1 - [D3ZU20]	True	2.07	1.58E-02	38	177 409	313 650
5596	67.08	2	681.36	1360.70	0.00	0.35	2.85	QQEVVGFLEANK		D3ZU20	Similar to putative SH3BGR protein (Predicted) OS=Rattus norvegicus GN=Sh3bgr PE=4 SV=1 - [D3ZU20]	True	1.96	3.47E-02	46	40 853	81 873
9286	48.22	2	1203.04	2404.06	0.00	1.66	3.13	SEASSLPLNGDVAGEAEGAEGETEK		D3ZU20	Similar to putative SH3BGR protein (Predicted) OS=Rattus norvegicus GN=Sh3bgr PE=4 SV=1 - [D3ZU20]	True	2.14	3.43E-02	46	84 207	177 385
3765	41.72	2	640.85	1279.68	0.00	1.17	2.71	ATAGAVIASQTVK		G3V7Q6	Proteasome subunit beta type OS=Rattus norvegicus GN=Psmb5 PE=3 SV=1 - [G3V7Q6_RAT]	True	0.02	2.53E-02	144	32	10 129
9288	28.17	3	433.88	1298.61	0.00	0.12	2.37	VSSDNVADLHDK		G3V7Q6	Proteasome subunit beta type OS=Rattus norvegicus GN=Psmb5 PE=3 SV=1 - [G3V7Q6_RAT]	True	0.01	5.17E-03	167	-	280
16343	45.41	3	433.90	1298.67	0.00	0.83	2.21	FQHGVIVAADSR		G3V7Q6	Proteasome subunit beta type OS=Rattus norvegicus GN=Psmb5 PE=3 SV=1 - [G3V7Q6_RAT]	True	0.02	4.36E-02	215	-	-

Supplementary Table S4

Control normoxia animals	Proteins selected
Control without monocrotaline animals	
Hypoxia animals	
Monocrotaline animals	

# Features	Retention time (min)	Charge	m/z	Measured mass	Mass error (u)	Mass error (ppm)	Score	Sequence	Modifications	Accession	Description	Use in quantitation	Fold change RHF/CTL	Anova	Maximum CV	Normalized abundance	
																Hypoxia 1	Hypoxia 2
3871	64.40	2	709.87	1417.72	0.00	1.74	2.99	GFSVVDTPQLQR		Q99M28	LIM and SH3 domain protein 1 OS=Rattus norvegicus GN=Lasp1 PE=1 SV=1 - [LASP1_RAT]	True	1.31	4.70E-02	28	125 168	119 157
4657	24.56	2	601.81	1201.60	0.00	0.63	2.48	QOSELQSQVR		Q99M28	LIM and SH3 domain protein 1 OS=Rattus norvegicus GN=Lasp1 PE=1 SV=1 - [LASP1_RAT]	True	1.38	2.45E-02	27	35 455	29 667
5908	24.84	3	496.57	1486.68	0.00	1.13	1.53	MGPSGGEGIEPERR	[1] Oxidation (M)	Q99M28	LIM and SH3 domain protein 1 OS=Rattus norvegicus GN=Lasp1 PE=1 SV=1 - [LASP1_RAT]	True	1.62	1.40E-03	24	32 799	26 905
3967	61.93	2	793.91	1585.80	0.00	2.50	2.40	EIDQEAFAEVSQLR		P20788	Cytochrome b-c1 complex subunit Rieske, mitochondrial OS=Rattus norvegicus GN=Uqcrfs1 PE=1 SV=1 - [UQCRC1_RAT]	True	0.50	7.71E-03	34	55 018	89 230
6196	52.45	2	499.73	997.45	0.00	0.12	1.90	VPDFSDYR		P20788	Cytochrome b-c1 complex subunit Rieske, mitochondrial OS=Rattus norvegicus GN=Uqcrfs1 PE=1 SV=1 - [UQCRC1_RAT]	True	0.44	4.64E-02	68	6 590	27 747
9326	102.68	2	1293.24	2584.46	0.00	1.67	2.42	GVAGALRPLQSAVPATSEPPVLVVK		P20788	Cytochrome b-c1 complex subunit Rieske, mitochondrial OS=Rattus norvegicus GN=Uqcrfs1 PE=1 SV=1 - [UQCRC1_RAT]	True	0.38	8.19E-03	81	138 978	42 217
4001	34.82	2	466.26	930.51	0.00	0.64	2.49	LAASEATR		Q6S396	Plectin 10 OS=Rattus norvegicus GN=Plec PE=2 SV=1 - [Q6S396_RAT]	True	1.35	2.59E-02	21	59 263	54 320
8588	62.53	3	835.74	2504.21	0.01	2.07	2.71	SEEMQTVQQEQILQETQALQK	[4] Oxidation (M)	Q6S396	Plectin 10 OS=Rattus norvegicus GN=Plec PE=2 SV=1 - [Q6S396_RAT]	True	1.18	3.66E-02	14	39 024	31 692
10043	15.21	2	599.31	1196.61	0.00	1.36	2.02	LQHEATAATQK		Q6S396	Plectin 10 OS=Rattus norvegicus GN=Plec PE=2 SV=1 - [Q6S396_RAT]	True	1.29	4.63E-02	21	26 957	21 781
4314	94.87	2	904.99	1807.97	0.00	0.82	3.29	VSPNPELLSLQNAEGK		D4A702	Uncharacterized protein OS=Rattus norvegicus GN=Synpo2 PE=4 SV=1 - [D4A702_RAT]	True	1.80	1.28E-02	38	417 218	218 188
8375	29.66	2	796.84	1591.66	0.00	1.54	3.22	MQSSVSESSFQMGGR	[1] Oxidation; (M) [12] Oxidation (M)	D4A702	Uncharacterized protein OS=Rattus norvegicus GN=Synpo2 PE=4 SV=1 - [D4A702_RAT]	True	2.29	1.17E-02	51	48 740	19 329
13539	24.84	2	750.32	1498.63	0.00	0.78	2.75	MEQFTAQNEEEK	[1] Oxidation (M)	D4A702	Uncharacterized protein OS=Rattus norvegicus GN=Synpo2 PE=4 SV=1 - [D4A702_RAT]	True	1.91	2.00E-02	44	20 161	9 750
5511	99.78	2	935.98	1869.96	0.00	2.09	1.93	ANVGFLPPFPTLDPEEK		P36953	Afamin OS=Rattus norvegicus GN=Afm PE=2 SV=1 - [AFAM_RAT]	True	0.44	4.70E-02	53	23 786	124 646
5749	114.28	2	800.46	1598.90	0.00	2.05	3.64	NPFAPVLLNVAAR		P36953	Afamin OS=Rattus norvegicus GN=Afm PE=2 SV=1 - [AFAM_RAT]	True	0.27	1.76E-02	77	8 611	49 330
6963	61.14	2	502.79	1003.57	0.00	1.26	1.75	AAPITQYLK		P36953	Afamin OS=Rattus norvegicus GN=Afm PE=2 SV=1 - [AFAM_RAT]	False	0.52	1.26E-02	39	26 069	31 812
5565	31.75	2	494.76	987.50	0.00	0.31	2.58	LEALDANSR		P08081	Clathrin light chain A OS=Rattus norvegicus GN=Cita PE=1 SV=1 - [CLCA_RAT]	True	2.10	2.85E-03	57	40 828	31 684
9403	61.58	2	548.26	1094.50	0.00	1.03	2.07	ELEEYYAR		P08081	Clathrin light chain A OS=Rattus norvegicus GN=Cita PE=1 SV=1 - [CLCA_RAT]	True	1.74	2.10E-02	88	30 078	21 325
14618	63.66	2	380.25	758.49	0.00	0.12	1.53	SVLISK		P08081	Clathrin light chain A OS=Rattus norvegicus GN=Cita PE=1 SV=1 - [CLCA_RAT]	True	2.88	1.04E-02	83	4 844	4 636
5608	43.74	2	720.85	1439.69	0.00	0.88	2.37	SPDANIPEDVVR		F1M4V3	Uncharacterized protein (Fragment) OS=Rattus norvegicus GN=Rcsd1 PE=4 SV=1 - [F1M4V3_RA]	True	1.82	7.60E-03	33	98 248	75 486
7173	60.20	4	1120.77	4479.04	2.01	449.77	3.72	QKEEALEPSPGSGADHSAGEASNEIQSENAVSTEDIPVEDTR		F1M4V3	Uncharacterized protein (Fragment) OS=Rattus norvegicus GN=Rcsd1 PE=4 SV=1 - [F1M4V3_RA]	True	1.81	1.63E-02	34	135 390	81 614
9455	99.28	2	947.53	1893.04	0.00	1.84	3.89	LQANLAFDPAALLGASPK		F1M4V3	Uncharacterized protein (Fragment) OS=Rattus norvegicus GN=Rcsd1 PE=4 SV=1 - [F1M4V3_RA]	True	1.86	3.41E-02	56	161 020	90 985
5702	85.70	3	841.12	2520.34	0.01	2.59	3.48	LAQQYLYVQEPPIAQLVQR		P17220	Proteasome subunit alpha type-2 OS=Rattus norvegicus GN=Psm2 PE=1 SV=3 - [PSA2_RAT]	True	0.04	3.39E-03	112	5 967	16 308
8015	85.54	2	1261.18	2520.34	0.01	2.79	3.67	LAQQYLYVQEPPIAQLVQR		P17220	Proteasome subunit alpha type-2 OS=Rattus norvegicus GN=Psm2 PE=1 SV=3 - [PSA2_RAT]	True	0.02	3.74E-02	127	2 761	10 395
8816	33.75	2	536.80	1071.59	0.00	0.58	2.27	AANGVVLATEK		P17220	Proteasome subunit alpha type-2 OS=Rattus norvegicus GN=Psm2 PE=1 SV=3 - [PSA2_RAT]	True	0.03	1.06E-02	92	600	279
15284	108.31	3	676.39	2026.15	0.00	1.55	1.66	LVQIEYALAAVAGGAPSVGIK		P17220	Proteasome subunit alpha type-2 OS=Rattus norvegicus GN=Psm2 PE=1 SV=3 - [PSA2_RAT]	True	0.05	4.68E-02	218	263	198
20460	108.31	2	1014.08	2026.15	0.00	2.20	3.41	LVQIEYALAAVAGGAPSVGIK		P17220	Proteasome subunit alpha type-2 OS=Rattus norvegicus GN=Psm2 PE=1 SV=3 - [PSA2_RAT]	True	0.20	4.91E-02	122	21 501	2 187
7015	61.14	2	765.91	1529.80	0.00	1.33	3.99	ASAEALGENSEVLK		P00507	Aspartate aminotransferase, mitochondrial OS=Rattus norvegicus GN=Got2 PE=1 SV=2 - [AATM]	True	0.24	4.47E-02	85	12 401	15 497
7110	66.79	2	725.41	1448.80	0.00	0.32	3.69	FVTVQTISGTGALR		P00507	Aspartate aminotransferase, mitochondrial OS=Rattus norvegicus GN=Got2 PE=1 SV=2 - [AATM]	True	0.35	3.92E-02	72	49 013	42 669
15990	16.82	2	458.27	914.52	0.00	1.14	2.05	KAEAQIAGK		P00507	Aspartate aminotransferase, mitochondrial OS=Rattus norvegicus GN=Got2 PE=1 SV=2 - [AATM]	True	0.05	1.27E-02	157	-	198
7906	90.81	2	887.48	1772.95	0.00	2.76	3.12	ISVMGGEQAATVLATVAR		Q5XIT9	Methylcrotonoyl-CoA carboxylase beta chain, mitochondrial OS=Rattus norvegicus GN=Mccc2 PE=1 SV=1 - [MCCC2_RAT]	True	0.00	1.29E-02	173	356	-
11600	90.86	3	591.99	1772.95	0.00	1.23	3.26	ISVMGGEQAATVLATVAR		Q5XIT9	Methylcrotonoyl-CoA carboxylase beta chain, mitochondrial OS=Rattus norvegicus GN=Mccc2 PE=1 SV=1 - [MCCC2_RAT]	True	0.01	7.62E-03	189	147	9
8623	78.69	3	597.32	1788.94	0.00	0.92	3.51	ISVMGGEQAATVLATVAR	[4] Oxidation (M)	Q5XIT9	Methylcrotonoyl-CoA carboxylase beta chain, mitochondrial OS=Rattus norvegicus GN=Mccc2 PE=1 SV=1 - [MCCC2_RAT]	True	0.00	2.08E-02	245	-	-
8789	48.22	3	568.93	1703.76	0.00	1.09	3.09	RFEEGNPYYSSAR		Q5XIT9	Methylcrotonoyl-CoA carboxylase beta chain, mitochondrial OS=Rattus norvegicus GN=Mccc2 PE=1 SV=1 - [MCCC2_RAT]	True	0.02	4.14E-02	167	678	629
16585	105.31	3	728.06	2181.15	0.00	1.72	2.29	IFGYVPIGNGNGLVFSSEK		Q5XIT9	Methylcrotonoyl-CoA carboxylase beta chain, mitochondrial OS=Rattus norvegicus GN=Mccc2 PE=1 SV=1 - [MCCC2_RAT]	True	0.01	1.58E-02	134	160	329
816	34.72	2	460.25	918.48	0.00	0.63	2.25	IAEGTFPGK		D3ZD09	Uncharacterized protein OS=Rattus norvegicus GN=LOC681754 PE=4 SV=1 - [D3ZD09_RAT]	True	0.62	4.83E-03	27	314 744	474 874
1604	18.01	2	488.75	975.48	0.00	1.59	2.74	FPNQNTQK		D3ZD09	Uncharacterized protein OS=Rattus norvegicus GN=LOC681754 PE=4 SV=1 - [D3ZD09_RAT]	True	0.60	2.70E-03	23	306 530	470 927
993	58.72	2	606.34	1210.67	0.00	0.66	3.34	QITVNDLPVGR		P35704	Peroxisome protein OS=Rattus norvegicus GN=Prdx2 PE=1 SV=3 - [PRDX2_RAT]	True	0.12	3.25E-02	126	51 610	192 538
1534	50.73	2	554.80	1107.59	0.00	0.10	2.60	SLSQNYGLVK		P35704	Peroxisome protein OS=Rattus norvegicus GN=Prdx2 PE=1 SV=3 - [PRDX2_RAT]	True	0.10	2.57E-02	129	19 919	85 768
1243	16.87	2	417.71	833.41	0.00	1.11	1.47	ETADAISK		B2RZ37	Receptor expression-enhancing protein 5 OS=Rattus norvegicus GN=Reep5 PE=1 SV=1 - [REEP5]	True	1.63	1.58E-02	30	487 950	635 138
4728	84.47	3	329.22	984.65	0.00	0.14	2.40	VIRPIFLK		B2RZ37	Receptor expression-enhancing protein 5 OS=Rattus norvegicus GN=Reep5 PE=1 SV=1 - [REEP5]	True	1.77	1.95E-02	37	118 692	154 778
1398	52.84	2	834.41	1666.80	1.03	615.95	2.49	LYQTDPSGTYHAWK		F1LSQ6	Proteasome subunit alpha type OS=Rattus norvegicus GN=Psm7 PE=3 SV=1 - [F1LSQ6_RAT]	False	0.54	4.01E-02	88	784 304	553 424
9233	55.06	3	556.27	1665.78	0.00	1.11	2.10	LYQTDPSGTYHAWK		F1LSQ6	Proteasome subunit alpha type OS=Rattus norvegicus GN=Psm7 PE=3 SV=1 - [F1LSQ6_RAT]	True	0.04	3.85E-02	125	1 171	2 654
5098	96.90	3	817.09	2448.24	0.01	2.31	4.25	AITVFSPDGHLFQVEYAQEAVK		F1LSQ6	Proteasome subunit alpha type OS=Rattus norvegicus GN=Psm7 PE=3 SV=1 - [F1LSQ6_RAT]	True	0.07	3.73E-02	121	25 822	41 995
2108	39.53	2	490.24	978.47	0.00	0.70	1.61	EDAVAFAEK		Q5XIF3	NADH dehydrogenase [ubiquinone] iron-sulfur protein 4, mitochondrial OS=Rattus norvegicus GN=Ndufb10 PE=4 SV=1 - [NDUFB10_RAT]	True	1.83	4.61E-02	45	109 504	122 598
3090	60.25	2	587.27	1172.53	0.00	0.03	2.50	SYGANFSWNK		Q5XIF3	NADH dehydrogenase [ubiquinone] iron-sulfur protein 4, mitochondrial OS=Rattus norvegicus GN=Ndufb10 PE=4 SV=1 - [NDUFB10_RAT]	True	2.72	1.08E-02	61	77 343	102 521
2121	94.82	3	712.70	2135.07	0.00	1.12	7.03	HAFSPVASVESASGEVLHSPK		P24090	Alpha-2-HS-glycoprotein OS=Rattus norvegicus GN=Ahs2 PE=1 SV=2 - [FETUA_RAT]	True	0.59	2.90E-03	31	1 373 023	1 452 773
5439	75.79	2	435.75	869.49	0.00	1.61	2.18	HLLQGFRR		P24090	Alpha-2-HS-glycoprotein OS=Rattus norvegicus GN=Ahs2 PE=1 SV=2 - [FETUA_RAT]	True	0.32	4.18E-02	93	1 924	2 930
2877	46.00	2	604.81	1207.61	0.00	0.37	2.94	ELEQFTQVSK		D4A0T0	RCG32945 OS=Rattus norvegicus GN=Ndufb10 PE=4 SV=1 - [D4A0T0_RAT]	True	0.47	3.95E-02	57	90 258	72 887
3145	89.32	2	1013.55	2025.08	0.00	1.79	3.84	TPAPSQTSIPNPITYLTK		D4A0T0	RCG32945 OS=Rattus norvegicus GN=Ndufb10 PE=4 SV=1 - [D4A0T0_RAT]	True	0.37	1.92E-02	87	70 519	403 057
2967	18.39	2	662.83	1323.64	0.00	0.05	2.06	VAPAPQSEEGPSR		Q5RKG9	Eukaryotic translation initiation factor 4B OS=Rattus norvegicus GN=Eif4b PE=2 SV=1 - [Q5RKG9]	True	1.67	1.02E-02	29	90 077	91 797
6794	12.72	2	825.37	1648.72	0.00	0.85	2.04	QSQSDTEQPSPTSGGK		Q5RKG9	Eukaryotic translation initiation factor 4B OS=Rattus norvegicus GN=Eif4b PE=2 SV=1 - [Q5RKG9]	True	1.31	2.13E-02	19	59 328	79 395
3045	94.06	2	721.88	1441.74	1.00	696.66	2.37	YGLFPANYVELR		D3ZG66	Cortactin, isoform CRA_c OS=Rattus norvegicus GN=Cttn PE=4 SV=1 - [D3ZG66_RAT]	True	4.03	6.09E-03	68	129 377	313 179

Supplementary Table S4

Control normoxia animals	Proteins selected
Control without monocrotaline animals	
Hypoxia animals	
Monocrotaline animals	

# Features	Retention time (min)	Charge	m/z	Measured mass	Mass error (u)	Mass error (ppm)	Score	Sequence	Modifications	Accession	Description	Use in quantitation	Fold change RHF/CTL	Anova	Maximum CV	Normalized abundance	Hypoxia 1	Hypoxia 2
6386	69.78	2	948.97	1895.93	0.00	2.03	3.97	NASTFEENVQVPSAYQK		D3ZGE6	Cortactin, isoform CRA_c OS=Rattus norvegicus GN=Cttn PE=4 SV=1 - [D3ZGE6_RAT]	True	1.55	2.92E-02	55	96 220	81 231	
3537	33.17	2	586.33	1170.64	0.00	0.67	3.61	LAAIQSQGVER		P28073	Proteasome subunit beta type-6 OS=Rattus norvegicus GN=Psmb6 PE=1 SV=3 - [PSB6_RAT]	True	0.07	3.92E-02	119	3 548	3 996	
5780	57.68	2	555.83	1109.65	0.00	0.92	2.76	QVLLGDQIPK		P28073	Proteasome subunit beta type-6 OS=Rattus norvegicus GN=Psmb6 PE=1 SV=3 - [PSB6_RAT]	True	0.02	1.43E-02	176	-	4 681	
3565	53.24	3	1222.51	3664.50	-1.07	293.10	3.87	NSTPSEPDGQGPPPEEEEEEAKEEAQGV		Q8VHK7	Hepatoma-derived growth factor OS=Rattus norvegicus GN=Hdgf PE=1 SV=2 - [HDGF_RAT]	True	0.67	3.19E-02	36	478 088	561 220	
8064	41.04	2	551.78	1101.54	0.00	1.00	2.43	IDEMPEAAVK		Q8VHK7	Hepatoma-derived growth factor OS=Rattus norvegicus GN=Hdgf PE=1 SV=2 - [HDGF_RAT]	True	1.97	1.64E-02	68	22 848	29 340	
4136	50.97	3	654.66	1960.95	0.00	1.58	2.85	AIGSASEGAGSSLEQEVYHK		Q6P9V6	Proteasome subunit alpha type OS=Rattus norvegicus GN=Pma5 PE=2 SV=1 - [Q6P9V6_RAT]	True	0.05	1.97E-02	126	3 246	18 006	
6064	51.76	2	724.37	1446.73	0.00	1.63	2.77	ITSPLMPESSIEK	[6] Oxidation (M)	Q6P9V6	Proteasome subunit alpha type OS=Rattus norvegicus GN=Pma5 PE=2 SV=1 - [Q6P9V6_RAT]	True	0.08	1.63E-02	106	4 250	13 757	
4245	80.60	2	485.31	968.61	0.00	0.30	2.27	LVLVLPFGK		Q9QX79	Fetuin-B OS=Rattus norvegicus GN=Fetub PE=2 SV=1 - [FETUB_RAT]	True	0.35	2.67E-02	74	8 996	24 354	
7028	51.66	2	549.77	1097.52	0.00	0.34	2.42	DGYMLTLNR	[4] Oxidation (M)	Q9QX79	Fetuin-B OS=Rattus norvegicus GN=Fetub PE=2 SV=1 - [FETUB_RAT]	True	0.32	3.19E-02	68	3 527	15 943	
4306	73.49	2	640.84	1279.66	0.00	1.63	3.21	DFLLQQTMLR	[8] Oxidation (M)	Q6P7Q4	Lactoylglytathione lyase OS=Rattus norvegicus GN=Glo1 PE=1 SV=3 - [LGUL_RAT]	True	0.10	4.55E-02	127	6 925	16 259	
23318	105.72	2	698.35	1394.68	0.00	1.74	2.33	FSLYFLAYEDK		Q6P7Q4	Lactoylglytathione lyase OS=Rattus norvegicus GN=Glo1 PE=1 SV=3 - [LGUL_RAT]	True	0.11	4.26E-02	156	1 583	2 960	
4322	49.80	2	705.86	1409.71	0.00	2.54	2.36	YSSTEEVLAANK		P18614	Integrin alpha-1 OS=Rattus norvegicus GN=Itga1 PE=1 SV=1 - [ITA1_RAT]	True	1.55	3.04E-02	35	172 791	125 979	
15034	71.85	2	426.24	850.47	0.00	0.27	1.30	VGYPFLR		P18614	Integrin alpha-1 OS=Rattus norvegicus GN=Itga1 PE=1 SV=1 - [ITA1_RAT]	True	2.34	1.70E-02	49	16 332	12 207	
4453	102.09	2	896.98	1791.95	-1.93	1073.42	2.93	NPVTIFSLATNEMWR	[13] Oxidation (M)	P28042	Single-stranded DNA-binding protein, mitochondrial OS=Rattus norvegicus GN=Ssbp1 PE=1 SV=1	True	0.63	3.36E-02	39	117 420	232 698	
8083	103.24	2	995.53	1989.06	0.00	1.06	3.84	QATTIADNIFLSDQAR		P28042	Single-stranded DNA-binding protein, mitochondrial OS=Rattus norvegicus GN=Ssbp1 PE=1 SV=1	True	0.40	2.25E-02	59	44 388	111 869	
9997	103.30	3	664.03	1989.06	0.01	3.21	3.10	QATTIADNIFLSDQAR		P28042	Single-stranded DNA-binding protein, mitochondrial OS=Rattus norvegicus GN=Ssbp1 PE=1 SV=1	True	0.29	1.85E-02	80	6 790	16 030	
4627	102.88	2	966.09	1930.17	0.00	2.10	4.05	VTIAGGGVLPNIQAVLLPK		G3V9C0	Histone H2A OS=Rattus norvegicus GN=Hist1h2ac PE=3 SV=1 - [G3V9C0_RAT]	True	0.31	1.46E-02	68	40 884	209 022	
15897	102.94	3	644.40	1930.16	0.00	1.05	2.76	VTIAGGGVLPNIQAVLLPK		G3V9C0	Histone H2A OS=Rattus norvegicus GN=Hist1h2ac PE=3 SV=1 - [G3V9C0_RAT]	True	0.19	3.93E-02	92	234	6 336	
7330	61.79	2	472.77	943.52	0.00	0.37	2.15	AGLQFPVGR		G3V9C0	Histone H2A OS=Rattus norvegicus GN=Hist1h2ac PE=3 SV=1 - [G3V9C0_RAT]	True	0.25	3.05E-02	97	1 192	10 813	
5073	44.43	3	344.87	1031.59	0.00	0.90	2.70	YRPGTVLR		Q6LEDO	Histone H3.1 OS=Rattus norvegicus PE=1 SV=3 - [H31_RAT]	True	0.02	3.40E-02	176	-	-	
7894	36.92	2	425.72	849.42	0.00	0.51	1.99	EIAQDFK		Q6LEDO	Histone H3.1 OS=Rattus norvegicus PE=1 SV=3 - [H31_RAT]	True	0.45	4.58E-02	62	23 895	13 886	
5329	84.47	2	899.43	1796.85	0.00	2.49	3.48	SGAAQTWAELSWPHEK		P20059	Hemopexin OS=Rattus norvegicus GN=Hpx PE=1 SV=3 - [HEMO_RAT]	True	0.38	4.91E-02	117	22 752	135 332	
10874	104.12	2	886.51	1771.00	0.00	2.12	3.17	VYLIQQTGVVFLTK		P20059	Hemopexin OS=Rattus norvegicus GN=Hpx PE=1 SV=3 - [HEMO_RAT]	True	0.32	4.57E-02	141	1 391	18 492	
5426	63.03	2	594.84	1187.66	0.00	1.11	2.99	AIQLNPTYIR		Q66H09	Tetrapicopeptide repeat domain 1 OS=Rattus norvegicus GN=Ttc1 PE=2 SV=1 - [Q66H09_RAT]	True	1.64	9.12E-03	33	25 529	33 982	
6463	41.09	2	940.44	1878.87	0.00	1.70	4.50	VTDSQETESASSLVDPK		Q66H09	Tetrapicopeptide repeat domain 1 OS=Rattus norvegicus GN=Ttc1 PE=2 SV=1 - [Q66H09_RAT]	True	1.55	2.61E-03	22	95 375	117 083	
5604	59.56	3	848.41	2542.20	0.00	0.93	2.98	GPPDFSSDEERPTVLGSGASVGR		Q62733	Lamina-associated polypeptide 2, isoform beta OS=Rattus norvegicus GN=Tmpo PE=1 SV=3 - [LA]	True	1.63	2.05E-02	24	136 746	190 141	
6101	66.69	2	865.47	1728.92	0.00	1.47	3.35	VGDGAVSEISTPAETIK		Q62733	Lamina-associated polypeptide 2, isoform beta OS=Rattus norvegicus GN=Tmpo PE=1 SV=3 - [LA]	True	1.65	2.64E-02	32	75 968	97 036	
5851	30.38	2	517.77	1033.52	0.00	0.65	1.96	FLNAENAKQ		D4A2G9	RCG36598 OS=Rattus norvegicus GN=RGD1565297 PE=4 SV=1 - [D4A2G9_RAT]	True	2.06	1.27E-03	31	28 990	41 681	
6183	79.70	2	691.32	1380.63	0.00	1.77	2.80	TLDEEELFK		D4A2G9	RCG36598 OS=Rattus norvegicus GN=RGD1565297 PE=4 SV=1 - [D4A2G9_RAT]	True	1.86	9.45E-03	33	75 044	112 145	
5979	71.04	2	502.78	1003.54	0.00	0.15	2.22	AAALEFLNR		O35814	Stress-induced-phosphoprotein 1 OS=Rattus norvegicus GN=Stip1 PE=1 SV=1 - [STIP1_RAT]	True	1.52	1.21E-02	25	44 876	56 753	
6328	94.11	2	821.41	1640.81	0.00	2.07	3.31	FMNPNFLPNLYQK	[2] Oxidation (M)	O35814	Stress-induced-phosphoprotein 1 OS=Rattus norvegicus GN=Stip1 PE=1 SV=1 - [STIP1_RAT]	True	1.32	3.27E-02	25	92 838	133 152	
6282	59.41	2	889.91	1777.81	0.00	2.08	2.93	NQYDNDVTWSPQGR		P18420	Proteasome subunit alpha type-1 OS=Rattus norvegicus GN=Pma1 PE=1 SV=2 - [PSA1_RAT]	True	0.14	4.84E-02	112	15 573	30 489	
10188	109.50	3	995.47	2983.39	0.02	7.40	3.31	DLEFTYDDDDVSPFLDGLLEERPQR		P18420	Proteasome subunit alpha type-1 OS=Rattus norvegicus GN=Pma1 PE=1 SV=2 - [PSA1_RAT]	True	0.10	2.04E-02	131	18 326	36 870	
7836	58.28	2	717.86	1433.70	0.00	1.50	2.31	EGPAPAYVSSGPFRR		Q5BJQ0	Chaperone activity of bc1 complex-like, mitochondrial OS=Rattus norvegicus GN=Adck3 PE=2 SV=1	True	0.53	4.21E-02	69	68 970	40 444	
13245	90.14	2	862.95	1723.89	0.00	2.01	2.90	ALQSTAVEQISMVFGK	[12] Oxidation (M)	Q5BJQ0	Chaperone activity of bc1 complex-like, mitochondrial OS=Rattus norvegicus GN=Adck3 PE=2 SV=1	True	0.19	3.76E-05	46	4 748	11 488	
13333	91.37	2	862.95	1723.89	0.00	2.23	2.16	ALQSTAVEQISMVFGK	[12] Oxidation (M)	Q5BJQ0	Chaperone activity of bc1 complex-like, mitochondrial OS=Rattus norvegicus GN=Adck3 PE=2 SV=1	True	0.15	5.42E-07	29	5 987	6 109	
8831	60.30	2	754.36	1506.70	0.00	0.47	3.14	GGDDLPNHYVLR		P00564	Creatine kinase M-type OS=Rattus norvegicus GN=Ckm PE=1 SV=2 - [KCRM_RAT]	True	0.55	1.89E-02	49	12 366	7 483	
10459	83.51	2	616.32	1230.63	0.00	1.21	1.51	DLFDPIIQR		P00564	Creatine kinase M-type OS=Rattus norvegicus GN=Ckm PE=1 SV=2 - [KCRM_RAT]	True	0.51	3.81E-02	69	6 433	19 097	
9294	83.45	2	1098.00	2193.99	0.01	2.75	5.18	VNDSTMLGASGDYADFQYLK		G3V8U9	Proteasome subunit beta type OS=Rattus norvegicus GN=Psmb4 PE=3 SV=1 - [G3V8U9_RAT]	True	0.06	3.88E-02	129	14 363	9 424	
9978	50.78	2	774.41	1546.81	0.01	3.29	1.94	TQNPMMVTGTSLVGLK	[5] Oxidation (M)	G3V8U9	Proteasome subunit beta type OS=Rattus norvegicus GN=Psmb4 PE=3 SV=1 - [G3V8U9_RAT]	True	0.08	2.50E-02	106	4 927	3 848	
9390	114.33	3	909.10	2724.29	-0.01	3.69	3.79	YVQSPWEQIAGDDPELLEALYPK		D3ZX18	Myozenin 2 (Predicted), isoform CRA_b OS=Rattus norvegicus GN=Myoz2 PE=4 SV=1 - [D3ZX18]	True	0.48	1.51E-02	57	84 432	116 404	
12556	99.09	3	991.80	2972.38	-0.01	3.30	2.77	GWISENIPVVITTEPAEDVMTMPESDDL	[21] Oxidation (M)	D3ZX18	Myozenin 2 (Predicted), isoform CRA_b OS=Rattus norvegicus GN=Myoz2 PE=4 SV=1 - [D3ZX18]	True	0.38	4.53E-02	69	22 072	34 900	
9451	63.12	2	962.97	1923.93	0.00	1.96	4.32	AAEAGVTEDQYGLFGTPAK		F1LRL9	Uncharacterized protein OS=Rattus norvegicus GN=Map1b PE=4 SV=1 - [F1LRL9_RAT]	True	3.18	2.47E-03	81	91 266	33 211	
15768	69.83	2	963.47	1924.92	0.00	1.39	2.46	LGGDGSPTQVDVVSQFGSK		F1LRL9	Uncharacterized protein OS=Rattus norvegicus GN=Map1b PE=4 SV=1 - [F1LRL9_RAT]	True	3.86	1.85E-03	96	35 290	11 174	
9453	77.44	2	907.95	1813.89	0.00	2.56	2.18	LASNDNWLQDPAELASK		Q08415	Kynurenine-oxoglutarate transaminase 1, mitochondrial OS=Rattus norvegicus GN=Ccbl1 PE=1	True	0.15	6.80E-03	112	14 228	4 235	
16929	89.21	3	922.11	2763.31	0.00	1.39	3.06	EQQHFQGPSYFLQLPQAMELNR	[19] Oxidation (M)	Q08415	Kynurenine-oxoglutarate transaminase 1, mitochondrial OS=Rattus norvegicus GN=Ccbl1 PE=1	True	0.24	2.44E-02	101	33 350	8 703	
9888	32.29	2	500.25	998.48	0.00	0.09	1.97	QAYTFQGGK		P21670	Proteasome subunit alpha type-4 OS=Rattus norvegicus GN=Pma4 PE=1 SV=1 - [PSA4_RAT]	True	0.01	3.96E-02	128	3	170	
14381	50.83	2	386.75	771.49	0.00	1.07	2.43	SALALAVK		P21670	Proteasome subunit alpha type-4 OS=Rattus norvegicus GN=Pma4 PE=1 SV=1 - [PSA4_RAT]	True	0.00	1.40E-02	145	-	-	
10297	39.29	2	514.25	1026.48	0.00	0.12	2.33	MQTSEFIR	[1] Oxidation (M)	O35WT0	Platelet endothelial cell adhesion molecule OS=Rattus norvegicus GN=Pecam1 PE=2 SV=1 - [PEC	True	1.57	4.12E-02	40	23 829	13 528	
11157	85.54	3	717.71	2150.12	0.00	0.20	2.03	FOIQPPEMIIEGNQLHIK	[8] Oxidation (M)	O35WT0	Platelet endothelial cell adhesion molecule OS=Rattus norvegicus GN=Pecam1 PE=2 SV=1 - [PEC	True	1.82	1.42E-02	40	139 629	62 375	
10841	100.55	3	992.54	2974.58	0.01	2.41	3.50	DVLGAQVSEAVPLPEHGVSVVFNLGNTK		D4A197	Methylmalonyl CoA epimerase (Predicted), isoform CRA_d OS=Rattus norvegicus GN=Mcee PE=	True	0.25	1.53E-02	85	23 977	81 171	
13047	100.86	3	690.36	2068.07	0.00	0.61	3.56	MELLHPLGSDSPIAGFLQK	[1] Oxidation (M)	D4A197	Methylmalonyl CoA epimerase (Predicted), isoform CRA_d OS=Rattus norvegicus GN=Mcee PE=	True	0.34	1.82E-02	69	17 596	35 681	

Supplementary Table S4

Control normoxia animals	Proteins selected
Control without monocrotaline animals	
Hypoxia animals	
Monocrotaline animals	

# Features	Retention time (min)	Charge	m/z	Measured mass	Mass error (u)	Mass error (ppm)	Score	Sequence	Modifications	Accession	Description	Use in quantitation	Fold change RHF/CTL	Anova	Maximum CV	Normalized abundance	
																Hypoxia 1	Hypoxia 2
12276	96.19	2	1140.57	2279.12	0.00	1.54	3.47	DMDLIDVNEAFAPQLAVQK	[2] Oxidation (M)	P13437	3-ketoacyl-CoA thiolase, mitochondrial OS=Rattus norvegicus GN=Acaa2 PE=1 SV=1 - [THIM_RA	True	0.22	4.51E-02	112	6 513	65 240
12624	102.50	3	907.13	2718.36	0.00	1.20	3.23	VPPETIDSVIVGNVMQSSSDAAYLAR		P13437	3-ketoacyl-CoA thiolase, mitochondrial OS=Rattus norvegicus GN=Acaa2 PE=1 SV=1 - [THIM_RA	True	0.24	2.05E-02	108	8 523	56 827
14089	59.26	3	638.68	1913.02	1.00	525.31	1.89	YVVEATPGSSLNPLRPR		D3ZZ68	Uncharacterized protein OS=Rattus norvegicus GN=Synpo2l PE=4 SV=1 - [D3ZZ68_RAT]	True	7.14	2.18E-03	92	25 723	3 075
17540	98.40	3	1323.35	3967.01	0.00	0.51	2.80	AQSAPPEAAVPLSPLSAPAASPSFQDGGAPSPAFSIFNR		D3ZZ68	Uncharacterized protein OS=Rattus norvegicus GN=Synpo2l PE=4 SV=1 - [D3ZZ68_RAT]	True	4.25	8.20E-03	63	207 308	60 653
14784	91.68	2	568.81	1135.61	0.00	0.68	2.25	AGLQAFFQVR		P13635	Ceruloplasmin OS=Rattus norvegicus GN=Cp PE=2 SV=3 - [CERU_RAT]	True	0.08	4.29E-02	168	-	1 810
17465	97.96	2	596.33	1190.64	0.00	0.91	2.17	DIFTGLIGPMK		P13635	Ceruloplasmin OS=Rattus norvegicus GN=Cp PE=2 SV=3 - [CERU_RAT]	True	0.13	3.26E-02	144	462	3 165
15480	94.21	3	661.36	1981.05	0.00	0.92	2.04	ATEGSIISEDLVQTHLLR		Q6TXE7	LRRT00052 OS=Rattus norvegicus GN=Grtp1 PE=2 SV=1 - [Q6TXE7_RAT]	True	2.12	1.90E-02	51	85 534	42 615
15708	13.14	2	594.79	1187.57	0.00	2.87	2.02	ISSQPGGAQDTK		Q6TXE7	LRRT00052 OS=Rattus norvegicus GN=Grtp1 PE=2 SV=1 - [Q6TXE7_RAT]	True	2.60	2.08E-02	73	12 702	10 091
1102	67.58	2	1151.01	2300.01	0.01	3.12	5.42	QFYDQALQAVMDDDDANNAK	[12] Oxidation (M)	Q62745	CD81 antigen OS=Rattus norvegicus GN=Cd81 PE=1 SV=1 - [CD81_RAT]	True	1.62	2.53E-02	42	4 857 208	2 826 515
1181	67.58	3	767.68	2300.01	0.00	1.56	6.02	QFYDQALQAVMDDDDANNAK	[12] Oxidation (M)	Q62745	CD81 antigen OS=Rattus norvegicus GN=Cd81 PE=1 SV=1 - [CD81_RAT]	True	1.72	9.15E-04	28	1 979 572	998 820
8505	73.54	2	1143.02	2284.02	0.01	4.58	3.76	QFYDQALQAVMDDDDANNAK		Q62745	CD81 antigen OS=Rattus norvegicus GN=Cd81 PE=1 SV=1 - [CD81_RAT]	True	2.22	3.87E-02	53	211 094	117 561
13253	109.40	5	699.52	3492.55	0.00	0.05	1.87	MMAMQMMTSSISEAMERYKELIQVNSSYR	[2] Oxidation; (M) [4] Oxidation; (M) [7] Oxidation (M)	F1M371	Uncharacterized protein (Fragment) OS=Rattus norvegicus GN=LOC100360963 PE=4 SV=1 - [F1M	True	0.20	2.78E-04	57	66 702	130 663
13253	109.40	5	699.52	3492.55	0.00	0.05	1.85	MMAMQMMTSSISEAMERYKELIQVNSSYR	[1] Oxidation; (M) [4] Oxidation; (M) [7] Oxidation (M)	F1M371	Uncharacterized protein (Fragment) OS=Rattus norvegicus GN=LOC100360963 PE=4 SV=1 - [F1M	True	0.20	2.78E-04	57	66 702	130 663
13253	109.40	5	699.52	3492.55	0.00	0.05	1.88	MMAMQMMTSSISEAMERYKELIQVNSSYR	[1] Oxidation; (M) [2] Oxidation; (M) [7] Oxidation (M)	F1M371	Uncharacterized protein (Fragment) OS=Rattus norvegicus GN=LOC100360963 PE=4 SV=1 - [F1M	True	0.20	2.78E-04	57	66 702	130 663
13253	109.40	5	699.52	3492.55	0.00	0.05	1.79	MMAMQMMTSSISEAMERYKELIQVNSSYR	[2] Oxidation; (M) [4] Oxidation; (M) [6] Oxidation (M)	F1M371	Uncharacterized protein (Fragment) OS=Rattus norvegicus GN=LOC100360963 PE=4 SV=1 - [F1M	True	0.20	2.78E-04	57	66 702	130 663
13253	109.40	5	699.52	3492.55	0.00	0.05	1.85	MMAMQMMTSSISEAMERYKELIQVNSSYR	[1] Oxidation; (M) [2] Oxidation; (M) [6] Oxidation (M)	F1M371	Uncharacterized protein (Fragment) OS=Rattus norvegicus GN=LOC100360963 PE=4 SV=1 - [F1M	True	0.20	2.78E-04	57	66 702	130 663

Hypoxia 3												Spectral counts									
	MCT1	MCT2	MCT3	Ch1	Ch2	Ch3	Ch4	Ch5	Ch6	Hypoxia 1	Hypoxia 2	Hypoxia 3	MCT1	MCT2	MCT3	Ch1	Ch2	Ch3	Ch4	Ch5	Ch6
13 508 801	7 929 215	16 159 619	18 739 368	14 306 879	21 876 398	22 340 045	19 614 749	18 904 923	20 146 939	6	5	5	5	6	6	6	6	5	5	5	4
9 782 535	1 410 171	3 746 401	11 636 174	6 114 626	32 309 670	20 721 368	8 669 649	9 613 003	21 466 362	0	0	0	0	0	0	0	0	0	0	0	0
901 392	493 224	1 105 053	1 148 272	1 006 566	1 349 249	1 222 582	1 249 517	1 275 047	1 308 623	8	8	6	5	13	11	9	5	9	11	9	7
10 858 916	7 636 737	13 433 783	12 873 229	13 541 372	18 354 898	15 592 912	15 092 952	13 966 942	14 764 266	4	5	6	4	7	7	7	5	6	7	7	6
5 920 830	6 571 109	11 150 079	7 071 981	11 876 212	14 533 526	12 261 903	12 192 895	11 400 129	13 021 102	6	5	5	6	6	5	5	6	6	6	6	4
210 122	263 874	418 374	294 095	305 562	539 434	501 327	510 355	464 810	517 913	0	0	0	0	1	0	1	1	1	1	1	1
4 971 262	3 766 739	8 203 779	7 265 558	4 867 235	11 913 324	11 599 480	9 737 256	10 311 301	10 664 550	4	6	5	5	5	5	5	3	5	5	5	5
4 003 874	2 348 711	4 739 427	5 086 217	5 175 758	6 117 145	6 123 640	5 627 874	5 346 504	5 551 331	3	6	6	3	8	5	6	6	10	8	7	5
3 424 611	3 879 844	6 669 813	4 370 827	6 715 282	9 161 505	8 657 808	7 529 691	7 207 989	8 090 781	3	4	4	4	5	5	4	5	5	6	6	5
9 929 765	6 208 987	11 041 421	10 067 136	10 088 649	14 277 616	13 531 680	12 819 877	11 180 916	13 351 624	4	2	3	4	4	4	4	4	4	4	4	4
2 513 157	2 656 184	4 731 987	3 431 253	4 415 605	5 823 218	7 145 125	5 994 528	6 114 016	6 616 091	2	2	1	0	1	0	2	1	1	2	1	2
7 586 504	5 296 241	12 243 639	10 872 841	6 972 150	19 690 850	17 317 369	15 069 893	17 264 405	16 527 271	6	7	7	7	8	8	6	6	7	6	7	6
2 419 459	2 627 183	4 734 666	3 236 973	5 140 318	9 339 589	6 620 830	5 432 361	5 443 206	6 940 452	5	4	5	7	6	5	5	4	6	5	5	3
2 653 709	1 853 447	3 219 591	3 164 294	3 636 490	4 394 911	4 285 601	3 760 787	3 324 934	3 999 257	5	7	5	6	7	4	3	6	6	6	5	5
2 074 996	1 138 617	2 156 074	2 708 161	2 089 175	3 024 430	3 528 441	2 935 297	2 859 210	3 106 188	0	1	1	0	1	4	1	3	2	3	1	3
5 625 238	3 275 059	5 692 445	5 941 574	6 373 326	7 409 800	7 011 772	6 594 682	6 006 816	6 995 687	5	7	7	5	10	6	5	7	6	8	7	7
3 030 786	1 948 274	3 394 483	3 392 462	3 921 115	4 877 606	3 926 588	4 025 245	3 610 239	3 727 574	5	6	6	5	6	6	5	5	6	3	5	5
5 921 835	3 954 081	7 637 982	8 365 029	7 052 520	10 489 004	11 405 402	9 189 869	8 163 978	9 233 714	3	5	4	4	5	5	4	4	5	3	4	5
2 007 968	1 134 883	2 166 727	2 793 712	2 352 507	3 412 713	3 159 325	2 591 817	2 589 223	2 724 985	3	5	4	3	4	7	4	5	4	5	5	4
9 941 423	7 183 466	13 411 770	12 326 370	13 307 133	16 404 022	12 949 862	13 365 439	13 474 474	13 757 937	5	6	11	7	11	9	6	7	9	8	10	7
5 783 006	3 629 536	7 721 911	9 044 226	8 091 049	14 023 331	11 851 317	10 514 942	9 694 363	9 770 117	4	4	5	6	6	6	3	4	5	5	5	4
7 012 255	2 811 566	6 882 088	8 878 507	7 508 555	10 012 514	8 872 652	9 280 977	9 571 323	9 163 535	6	7	9	4	8	7	8	8	7	8	7	6
1 280 482	1 251 646	2 469 919	1 875 638	2 546 476	3 951 650	3 556 799	3 109 416	2 866 291	3 104 973	2	3	3	3	4	2	3	3	4	3	4	4
15 306 581	5 795 135	14 151 040	22 836 498	14 283 834	24 710 603	22 699 928	22 413 389	23 570 463	21 217 655	9	9	14	13	12	10	12	10	11	11	10	10
2 234 025	1 341 808	3 137 765	4 488 300	1 442 809	5 189 138	4 953 542	4 858 091	4 901 285	4 856 264	7	10	12	11	14	9	9	7	12	11	11	8
14 040	2 915	17 807	26 543	21 727	29 166	29 752	34 720	33 602	36 400	0	0	0	0	0	0	0	0	0	1	1	0
2 988 030	2 476 175	4 055 169	3 466 071	3 762 805	5 031 700	5 050 854	4 674 486	3 931 761	4 965 417	2	3	3	4	3	3	2	3	4	3	3	3
1 950 252	1 102 515	2 400 850	2 950 199	1 596 455	3 325 337	4 375 842	3 142 495	3 168 379	3 072 278	2	2	2	2	2	3	1	2	3	3	3	3
9 894 598	5 296 369	15 931 404	25 711 172	15 193 458	38 289 831	40 647 507	33 653 694	41 022 674	40 967 669	7	6	6	5	5	6	8	9	8	8	9	9
981 438	608 208	1 864 164	3 081 318	2 016 073	4 508 491	4 710 820	3 784 992	4 742 561	4 787 442	6	5	6	3	5	6	7	8	8	7	8	7
1 174 234	552 448	1 220 240	1 741 555	1 279 650	2 037 418	2 427 532	1 575 755	1 689 635	1 692 960	3	3	4	2	5	4	2	2	5	3	2	5
2 107 141	2 512 443	3 720 150	2 451 684	3 946 486	4 864 569	4 549 830	4 041 213	3 740 865	4 323 517	3	3	2	2	4	2	3	2	3	3	3	3
1 385 227	1 404 819	2 490 821	1 670 803	2 658 428	3 188 075	3 267 477	3 018 318	2 650 299	3 136 955	1	1	1	2	0	2	2	2	3	3	2	1
591 203	623 661	1 329 036	752 797	1 049 462	1 728 116	1 466 398	1 345 414	1 191 752	1 662 443	1	1	1	1	2	2	1	2	2	2	2	2
6 219 387	3 734 361	7 931 890	8 307 629	7 632 825	10 844 502	10 299 294	9 976 875	9 287 921	9 388 935	13	14	15	17	15	15	14	12	12	14	12	10
3 189 508	1 696 466	4 351 814	4 358 425	5 885 001	8 570 984	5 632 302	6 567 517	5 397 676	6 534 579	8	8	9	9	10	8	9	8	8	8	8	7
37 433	19 585	49 415	51 727	55 741	70 880	68 050	68 718	55 868	60 439	0	0	1	0	1	1	0	0	0	1	1	0
831 372	789 353	1 515 915	1 092 192	1 357 990	2 106 344	2 412 229	2 080 357	1 856 114	2 129 109	2	2	1	1	3	1	2	2	2	1	2	3
4 546 788	4 664 827	8 787 660	5 630 595	8 763 996	12 371 585	10 086 938	10 856 201	10 101 178	11 125 690	7	6	9	9	6	7	4	5	6	4	5	5
757 168	899 293	1 788 738	1 032 751	1 574 650	2 312 192	1 576 136	1 758 359	1 757 788	2 015 789	1	2	3	3	5	3	3	4	3	4	4	4
829 767	607 063	1 235 045	1 156 691	719 970	1 880 228	2 262 740	1 540 017	1 835 084	1 848 268	0	0	0	1	1	3	1	1	1	2	1	1
1 275 618	1 043 513	2 379 167	2 070 383	1 125 056	3 435 310	3 421 087	3 115 190	3 141 174	3 141 174	2	3	3	4	4	1	3	4	4	4	5	3
3 595 657	2 520 417	4 500 788	4 637 353	4 995 087	7 062 335	6 687 508	5 114 057	4 563 137	5 476 747	1	2	3	3	3	3	3	3	3	4	3	3
4 912 470	2 050 013	4 883 038	7 648 831	5 187 661	9 342 964	7 096 088	6 900 779	8 014 673	6 563 108	9	12	11	10	12	9	9	6	7	8	9	5
3 742 357	2 744 604	5 701 332	4 923 598	4 927 845	7 533 765	5 894 180	6 184 985	5 989 185	6 047 574	5	7	7	7	10	10	7	13	12	9	11	8
34 848	26 479	74 426	56 491	36 117	83 636	66 612	85 025	79 838	81 134	0	0	0	0	0	0	0	1	0	0	0	0
1 161 301	1 070 733	2 362 959	1 485 326	2 853 682	3 586 309	2 748 887	2 486 925	2 581 868	2 683 070	3	2	4	4	5	3	5	3	4	6	4	4
473 545	524 573	1 244 841	798 087	1 167 979	2 400 023	1 397 938	1 265 133	1 458 910	1 599 531	2	2	2	2	3	2	3	4	3	3	3	3
476 506	246 219	537 762	648 453	563 484	847 711	1 136 156	688 794	646 363	742 709	1	1	2	1	3	3	3	2	3	0	2	3
1 426 089	1 019 136	2 386 870	2 311 473	1 301 366	3 058 692	3 675 190	3 128 027	3 337 711	3 479 047	0	1	1	2	2	1	2	2	2	2	3	1
446 927	376 072	901 368	663 749	483 148	1 254 086	1 122 151	1 100 883	1 248 715	1 381 820	1	1	1	1	2	1	1	2	2	2	2	2
2 074 530	2 611 601	1 941 571	1 857 954	1 989 881	1 771 753	1 348 194	1 733 048	2 012 717	1 880 924	0	1	1	1	0	2	1	1	1	0	1	1

Hypoxia 3												Spectral counts									
	MCT1	MCT2	MCT3	Ch1	Ch2	Ch3	Ch4	Ch5	Ch6	Hypoxia 1	Hypoxia 2	Hypoxia 3	MCT1	MCT2	MCT3	Ch1	Ch2	Ch3	Ch4	Ch5	Ch6
2 747 490	2 516 174	5 282 940	3 068 805	6 017 343	6 972 506	5 998 071	7 012 772	5 845 722	7 787 990	4	4	4	4	5	4	4	4	4	4	4	4
7 033	7 766	16 886	8 344	13 585	16 950	19 776	21 532	19 000	19 289	0	0	0	0	0	0	0	0	0	0	1	0
2 060 558	2 018 426	4 394 043	3 256 660	4 092 854	7 137 852	4 775 698	5 510 648	5 504 485	5 126 513	4	4	5	5	6	5	4	5	4	5	4	4
405 529	318 769	930 371	568 979	905 740	1 652 101	892 910	1 231 938	1 102 528	1 166 249	0	0	1	1	3	1	2	2	2	2	2	1
230 849	250 359	462 238	276 379	410 942	648 560	488 416	515 128	588 750	580 085	0	0	0	0	0	0	0	0	0	1	1	0
437 337	478 884	799 694	479 081	1 119 979	1 079 261	787 338	863 732	932 221	934 043	2	1	3	1	3	3	3	2	2	2	3	3
593 686	615 017	1 060 241	742 145	1 239 077	1 463 068	1 518 104	1 269 187	1 210 446	1 337 021	0	0	0	0	0	3	0	1	3	0	1	2
2 109 243	2 150 522	3 920 542	2 925 820	4 783 019	6 604 117	4 747 629	5 113 580	5 171 927	5 258 987	7	7	10	12	10	8	10	7	8	8	7	6
31 168	58 986	77 306	36 635	73 949	153 182	107 292	110 245	106 197	116 553	0	0	0	1	0	0	1	0	0	0	0	0
2 395 916	985 184	2 641 452	4 158 428	1 968 803	4 616 050	5 344 813	3 771 806	3 892 220	3 587 581	7	15	17	12	16	15	13	9	14	11	10	7
3 290 766	3 861 819	3 861 819	5 700 644	3 622 175	7 068 003	6 838 072	5 288 594	5 402 402	5 121 460	6	11	11	4	11	13	9	9	10	7	9	7
1 964 738	1 729 934	2 533 487	1 974 545	2 638 743	2 792 975	2 567 154	2 541 898	2 291 564	2 655 964	2	3	3	3	3	3	3	4	3	3	3	3
325 700	255 691	520 940	356 760	494 877	720 398	479 563	518 152	486 649	667 996	0	0	1	0	1	1	1	1	1	1	1	1
2 622 263	251 578	11 152 058	3 853 580	10 101 472	17 379 382	14 233 233	6 958 057	13 404 762	14 532 518	16	19	11	0	26	14	21	19	15	13	15	12
1 745 931	311 534	5 826 083	2 683 500	6 434 121	11 840 669	8 279 421	3 989 951	7 700 810	8 964 919	2	6	0	0	19	1	16	12	14	10	14	9
1 303 373	1 081 489	2 155 470	1 765 224	1 865 900	3 028 165	2 291 994	2 205 126	2 032 307	2 212 885	3	3	4	3	5	3	3	4	4	4	4	3
963 597	763 158	1 822 572	1 532 678	1 052 423	2 964 304	2 827 301	2 289 105	2 693 435	2 416 588	1	1	2	2	3	3	1	2	3	3	3	2
351 778	229 792	454 134	561 169	270 975	706 023	865 609	550 346	610 364	594 905	0	0	0	0	1	1	0	0	1	1	1	1
296 077	160 233	411 342	479 087	311 679	741 457	765 308	480 934	536 074	522 855	1	1	1	1	1	1	2	1	1	1	1	2
2 417 957	1 639 448	2 934 460	2 952 334	3 048 027	4 033 020	2 765 678	3 488 963	3 237 618	3 339 826	9	9	10	10	11	10	9	7	7	9	9	6
858 369	460 709	1 073 870	1 110 682	1 320 091	1 954 078	1 111 222	1 514 130	1 347 846	1 486 720	2	2	3	1	3	3	3	4	2	4	4	4
901 631	642 331	1 786 099	1 490 240	1 173 912	3 394 026	2 613 861	2 185 208	2 822 632	2 258 016	2	2	2	2	4	2	3	3	2	3	3	2
72 516	66 456	178 650	149 838	67 465	354 180	267 128	216 002	269 836	254 068	0	0	1	1	1	1	0	0	2	1	1	1
494 007	358 697	825 248	724 668	713 863	1 315 382	1 468 725	1 123 714	1 214 740	1 258 828	0	0	2	0	1	0	2	1	1	1	1	2
878 370	693 225	1 730 724	1 312 963	884 043	2 236 759	2 763 324	2 126 845	2 310 316	2 590 120	1	2	2	2	2	2	1	2	2	2	2	2
1 611 148	1 332 147	2 109 923	2 031 941	2 384 095	3 221 194	2 640 155	2 254 928	1 945 510	2 506 499	1	2	2	2	2	2	2	2	2	2	2	2
534 508	505 736	853 813	693 565	520 054	905 261	1 342 095	1 037 427	1 163 082	1 203 069	0	1	0	0	0	1	0	0	0	0	3	0
326 529	106 621	268 572	223 893	819 168	914 198	459 910	393 333	333 724	625 271	1	1	0	0	0	1	2	4	0	1	1	3
382 577	187 918	465 534	511 361	261 209	636 703	814 185	580 113	643 601	672 025	0	0	0	0	0	1	0	1	1	1	1	1
681 609	451 062	1 222 066	1 233 771	772 151	2 009 531	1 759 074	1 582 959	1 918 392	1 718 950	1	2	3	1	5	3	1	2	4	4	4	4
784 693	495 047	1 102 298	954 282	886 425	1 658 249	1 359 025	1 278 548	1 437 856	1 422 309	0	0	0	0	1	0	0	2	1	0	1	2
681 609	451 062	1 222 066	1 233 771	772 151	2 009 531	1 759 074	1 582 959	1 918 392	1 718 950	2	2	2	1	2	2	2	2	2	4	3	2
784 693	495 047	1 102 298	954 282	886 425	1 658 249	1 359 025	1 278 548	1 437 856	1 422 309	1	2	2	2	2	2	1	1	2	2	2	2
208 279	191 547	462 709	359 829	263 693	841 010	499 189	494 305	546 296	517 131	0	1	0	0	2	1	1	2	2	1	2	2
833 836	609 429	1 365 652	1 384 306	929 621	2 351 014	2 048 259	1 705 993	1 910 145	1 785 365	1	2	2	2	2	1	2	2	2	2	2	2
202 506	165 388	274 281	267 474	316 854	413 515	396 984	305 305	246 275	364 822	1	0	2	0	1	1	1	0	2	2	2	1
213 564	100 293	230 194	313 975	317 695	388 554	379 713	321 532	327 540	349 460	0	2	2	0	0	2	1	2	0	0	0	0
372 977	217 881	405 246	585 130	310 044	537 308	654 039	525 273	562 820	558 709	1	1	1	1	1	2	1	1	2	1	1	2
98 876	117 180	247 784	162 908	205 545	348 918	397 281	263 319	253 742	256 599	0	1	1	1	2	0	2	1	1	1	1	1
362 004	257 866	723 079	796 064	547 924	1 600 005	1 157 250	1 212 090	1 296 965	1 024 686	1	2	1	5	4	2	4	4	4	4	4	2
53 163	35 714	162 171	140 940	43 808	350 756	253 299	239 160	267 154	190 509	0	0	0	0	0	0	1	0	1	0	1	1
129 409	74 453	137 462	151 480	203 630	222 338	198 881	165 751	162 888	179 883	0	0	0	0	0	1	0	0	0	1	0	0
155 688	84 601	188 711	245 550	196 880	493 810	366 152	227 801	200 587	249 731	0	0	1	1	1	1	0	1	1	0	1	0
155 688	84 601	188 711	245 550	196 880	493 810	366 152	227 801	200 587	249 731	0	0	0	0	0	0	0	1	0	0	0	0
155 688	84 601	188 711	245 550	196 880	493 810	366 152	227 801	200 587	249 731	0	0	0	0	0	0	0	1	0	0	0	0
139 755	149 294	210 499	191 834	257 014	316 529	256 327	211 234	211 882	227 894	2	0	1	0	1	0	0	1	0	1	0	0
107 141	116 780	221 787	147 315	157 912	317 434	366 544	238 498	227 069	262 848	0	0	0	0	1	0	0	0	1	1	1	1
109 037	86 907	151 035	177 034	126 477	176 792	192 404	207 131	185 801	166 667	0	3	2	1	2	4	2	2	2	4	4	1
265 276	161 368	436 959	533 026	344 102	799 471	774 271	723 450	838 208	708 733	9	13	15	11	18	18	13	14	15	15	15	11
185 165	107 411	318 616	468 662	243 877	745 225	632 800	598 238	675 009	598 976	0	1	1	0	3	1	1	4	2	4	3	1
53 848	41 647	130 160	99 906	88 557	228 347	226 540	187 983	204 383	246 557	0	0	0	0	0	0	1	0	0	0	0	2
311 772	172 560	338 026	420 023	303 056	504 417	437 677	437 632	472 911	545 370	0	0	1	0	2	2	0	3	0	2	6	1

Hypoxia 3												Spectral counts									
	MCT1	MCT2	MCT3	Ch1	Ch2	Ch3	Ch4	Ch5	Ch6	Hypoxia 1	Hypoxia 2	Hypoxia 3	MCT1	MCT2	MCT3	Ch1	Ch2	Ch3	Ch4	Ch5	Ch6
859 557	461 644	1 079 011	839 031	1 470 738	1 651 098	899 633	1 513 549	1 512 906	1 615 322	0	1	0	0	2	0	2	1	0	1	0	1
318 236	287 023	340 873	230 231	205 115	362 283	84 740	121 582	85 255	39 021	0	0	0	0	1	0	0	0	0	0	0	0
569 287	260 420	819 136	818 171	707 680	1 450 514	1 093 619	1 042 228	1 072 548	1 122 122	0	0	5	1	6	5	4	4	6	7	7	5
58 231	48 600	124 164	55 432	175 395	161 515	135 038	144 836	141 983	154 780	0	0	0	0	0	0	0	1	0	0	1	0
18 222	18 121	34 614	24 741	55 642	69 256	83 550	50 333	44 416	59 306	0	0	0	0	0	0	0	1	0	0	0	0
44 917	30 401	76 397	71 517	55 734	132 365	164 130	102 153	89 280	121 869	0	0	0	1	0	0	0	0	1	1	1	1
34 576	30 559	47 801	41 545	58 503	51 704	39 858	61 920	51 310	56 843	0	0	0	0	0	0	0	1	0	1	0	0
275 007	133 567	348 470	341 261	324 221	513 285	260 605	511 255	496 702	539 344	1	0	1	0	2	0	3	2	1	2	3	3
13 555	20 274	15 735	19 101	28 766	41 611	33 058	20 417	24 886	30 179	0	0	0	0	0	0	0	1	1	0	0	0
19 268	3 789	35 170	28 140	16 715	112 411	78 095	95 121	111 459	111 473	0	0	0	0	0	0	0	0	0	1	1	1
19 268	3 789	35 170	28 140	16 715	112 411	78 095	95 121	111 459	111 473	0	0	0	0	0	0	0	0	0	0	2	1
91 376	50 853	89 185	133 309	108 032	174 158	95 780	149 607	150 507	139 064	1	0	1	0	1	2	3	2	3	5	4	4
5 869	10 185	13 093	3 389	35 332	51 955	19 587	32 235	29 631	44 005	0	0	0	0	0	0	0	1	0	1	0	1
6 740	8 584	24 744	276 241	36 556	190 325	832 135	674 901	1 200 659	1 207 888	0	0	0	0	0	0	0	0	3	0	0	0
13 508 801	7 929 215	16 159 619	18 739 368	14 306 879	21 876 398	22 340 045	19 614 749	18 904 923	20 146 939	6	5	5	5	6	6	6	6	5	5	5	4
9 782 535	1 410 171	3 746 401	11 636 174	6 114 626	32 309 670	20 721 368	8 669 649	9 613 003	21 466 362	0	0	0	0	0	0	3	0	0	0	0	0
901 392	493 224	1 105 053	1 148 272	1 006 566	1 349 249	1 222 582	1 249 517	1 275 047	1 308 623	8	8	6	5	13	11	9	5	9	11	9	7
10 858 916	7 636 737	13 433 783	12 873 229	13 541 372	18 354 898	15 592 912	15 092 952	13 966 942	14 764 266	4	5	6	4	7	7	5	6	7	7	6	6
4 971 262	3 766 739	8 203 779	7 265 558	4 867 235	11 913 324	11 599 480	9 737 256	10 311 301	10 664 550	4	6	5	5	5	3	5	5	5	5	5	5
4 003 874	2 348 711	4 739 427	5 086 217	5 175 758	6 117 145	6 123 640	5 627 874	5 346 504	5 551 331	3	6	6	3	8	5	6	6	10	8	7	5
8 929 765	6 208 987	11 041 421	10 067 136	10 088 649	14 277 616	13 531 680	12 819 877	11 180 916	13 351 624	4	2	3	4	4	4	4	4	4	4	4	4
2 653 709	1 853 447	3 219 591	3 164 294	3 636 490	4 394 911	4 285 601	3 760 787	3 324 934	3 999 257	5	7	3	6	7	4	3	6	6	6	5	5
2 074 996	1 138 617	2 156 074	2 708 161	2 089 175	3 024 430	3 528 441	2 935 297	2 859 210	3 106 188	0	1	1	0	1	4	1	3	2	3	1	3
5 625 238	3 275 059	5 692 445	5 941 574	6 373 326	7 409 800	7 011 772	6 594 682	6 006 816	6 995 687	5	7	7	5	10	6	5	7	6	8	7	7
3 030 786	1 948 274	3 394 483	3 392 462	3 921 115	4 877 606	3 926 588	4 025 245	3 610 239	3 727 574	5	6	6	5	6	6	5	5	6	3	5	5
5 921 835	3 954 081	7 637 982	8 365 029	7 052 520	10 489 004	11 405 402	9 189 869	8 163 978	9 233 714	3	5	4	4	5	5	4	4	5	3	4	5
2 007 968	1 134 883	2 166 727	2 793 712	2 352 507	3 412 713	3 159 325	2 591 817	2 589 223	2 724 985	3	5	4	3	4	7	4	5	4	5	5	4
9 941 423	7 183 466	13 411 770	12 326 370	13 307 133	16 404 022	12 949 862	13 365 439	13 474 474	13 757 937	5	6	11	7	11	9	6	7	9	8	10	7
5 783 006	3 629 536	7 721 911	9 044 226	8 091 049	14 023 331	11 851 317	10 514 942	9 694 363	9 770 117	4	4	5	6	6	6	3	4	5	5	5	4
7 012 255	2 811 566	6 882 088	8 878 507	7 508 555	10 012 514	8 872 652	9 280 977	9 571 323	9 163 535	6	7	9	4	8	8	7	8	8	7	7	6
15 306 581	5 795 135	14 151 040	22 836 498	14 283 834	24 710 603	22 699 928	22 413 389	23 570 463	21 217 655	2	2	2	1	2	2	1	1	2	2	2	1
2 234 025	1 341 808	3 137 765	4 488 300	1 442 809	5 189 138	4 953 542	4 858 091	4 901 285	4 856 264	2	1	1	0	1	0	0	0	0	0	1	0
2 988 030	2 476 175	4 055 169	3 466 071	3 762 805	5 031 700	5 050 854	4 674 486	3 931 761	4 965 417	2	3	3	4	3	3	2	3	4	3	3	3
1 950 252	1 102 515	2 400 850	2 950 199	1 596 455	3 325 337	4 375 842	3 142 495	3 168 379	3 072 278	2	2	2	2	2	3	1	2	3	3	3	3
9 894 598	5 296 369	15 931 404	25 711 172	15 193 458	38 289 831	40 647 507	33 653 694	41 022 674	40 967 669	7	6	6	5	6	8	9	8	8	9	9	9
981 438	608 208	1 864 164	3 081 318	2 016 073	4 508 491	4 710 820	3 784 992	4 742 561	4 787 442	6	5	6	3	5	6	7	8	8	7	8	7
1 174 234	552 448	1 220 240	1 741 555	1 279 650	2 037 418	2 427 532	1 575 755	1 689 635	1 692 960	3	3	4	2	5	4	2	2	5	3	2	5
6 219 387	3 734 361	7 931 890	8 307 629	7 632 825	10 844 502	10 299 294	9 976 875	9 287 921	9 388 935	13	14	15	17	15	15	14	12	12	14	12	10
3 189 508	1 696 466	4 351 814	4 358 425	5 885 001	8 570 984	5 632 302	6 567 517	5 397 676	6 534 579	8	8	9	9	10	8	9	8	8	8	8	7
37 433	19 585	49 415	51 727	55 741	70 880	68 050	68 718	55 868	60 439	0	0	1	0	1	1	0	0	0	1	1	0
3 595 657	2 520 417	4 500 788	4 637 353	4 995 087	7 062 335	6 687 508	5 114 057	4 563 137	5 476 747	1	2	3	3	3	3	3	3	3	4	3	3
4 912 470	2 050 013	4 883 038	7 648 831	5 187 661	9 342 964	7 096 088	6 900 779	8 014 673	6 563 108	9	12	11	10	12	9	9	6	7	8	9	5
3 742 357	2 744 604	5 701 332	4 923 598	4 927 845	7 533 765	5 894 180	6 184 985	5 989 185	6 047 574	5	7	7	7	10	10	7	13	12	9	11	8
34 848	26 479	74 426	56 491	36 117	83 366	66 612	85 025	79 838	81 134	0	0	0	0	0	0	0	1	0	0	0	0
476 506	246 219	537 762	648 453	563 484	847 711	1 136 156	688 794	646 363	742 709	0	1	2	1	3	3	3	2	3	0	2	3
2 074 530	2 611 601	1 941 571	1 857 954	1 989 881	1 771 753	1 348 194	1 733 048	2 012 717	1 880 924	0	1	1	1	1	0	2	1	1	1	0	1
2 395 916	985 184	2 641 452	4 158 428	1 968 803	4 616 050	5 344 813	3 771 806	3 892 220	3 587 581	7	15	17	12	16	15	13	9	14	11	10	7
3 290 766	1 629 529	3 861 819	5 700 644	3 622 175	7 068 003	6 838 072	5 402 402	5 121 460	5 121 460	6	11	11	4	11	13	9	9	10	7	9	7
1 964 738	1 729 934	2 533 487	1 974 545	2 638 743	2 792 975	2 567 154	2 541 898	2 291 564	2 655 964	2	3	3	3	3	3	3	4	3	3	3	3
325 700	255 691	520 940	356 760	494 877	720 398	479 563	518 152	486 649	667 996	0	0	1	0	1	1	1	1	1	1	1	1
1 303 373	1 081 489	2 155 470	1 765 224	1 865 900	3 028 165	2 291 994	2 205 126	2 032 307	2 212 885	3	3	4	3	5	3	3	4	4	4	4	3
351 778	229 792	454 134	561 169	270 975	706 023	865 609	550 346	610 364	594 905	0	0	0	0	1	1	0	0	1	1	1	1

Hypoxia 3												Spectral counts									
	MCT1	MCT2	MCT3	Ch1	Ch2	Ch3	Ch4	Ch5	Ch6	Hypoxia 1	Hypoxia 2	Hypoxia 3	MCT1	MCT2	MCT3	Ch1	Ch2	Ch3	Ch4	Ch5	Ch6
12 433 026	17 424 590	11 044 807	9 488 275	12 730 112	8 714 557	8 771 885	9 710 533	11 102 676	9 395 195	14	14	12	13	14	12	11	9	9	12	10	10
23 708 479	28 589 918	20 869 301	17 975 314	25 491 741	19 394 808	13 206 928	16 570 431	19 182 833	17 418 152	14	14	10	11	10	12	12	8	8	9	10	8
13 133 583	17 859 258	11 037 654	10 365 756	13 191 523	9 356 719	7 895 958	9 608 266	10 667 344	8 579 154	7	9	9	9	7	9	6	5	5	9	8	4
42 062 943	49 338 428	38 657 129	32 042 917	47 895 748	31 340 530	19 463 155	32 958 313	37 738 244	30 032 668	31	30	31	30	26	24	23	17	17	19	17	13
10 819 663	14 133 089	9 975 295	8 654 182	9 150 319	7 338 217	5 257 332	8 980 383	9 870 561	7 711 894	28	26	23	29	17	15	20	10	10	11	11	8
9 941 423	7 183 466	13 411 770	12 326 370	13 307 133	16 404 022	12 949 862	13 365 439	13 474 474	13 757 937	6	6	4	2	3	3	6	3	3	5	5	4
2 162 039	2 504 102	2 059 738	1 716 485	1 844 415	1 713 565	1 595 606	2 032 324	2 141 339	1 791 168	22	19	22	29	20	13	10	6	9	10	13	8
22 037 718	29 970 820	18 981 187	15 358 874	27 265 973	16 127 368	11 193 556	15 943 054	16 279 888	14 435 032	34	27	27	33	19	16	21	9	10	13	14	10
6 866 095	10 455 222	6 508 884	5 303 585	6 503 604	4 900 070	3 744 409	5 718 697	5 937 588	4 836 717	12	11	6	9	3	1	6	3	3	3	1	2
2 076 617	2 681 377	1 945 152	787 410	2 914 095	544 832	769 013	792 743	741 078	717 096	0	0	0	1	0	2	0	0	0	0	0	0
3 251 381	4 536 791	2 606 925	1 841 468	3 490 359	1 691 577	738 065	1 922 452	2 421 708	1 942 859	7	7	6	7	5	5	5	3	2	5	4	4
15 870 196	21 982 938	14 636 072	12 088 493	18 068 054	12 157 741	8 428 728	12 725 488	14 819 656	10 741 933	27	27	24	26	18	14	13	6	9	13	14	11
10 366 770	14 661 284	9 078 463	7 558 436	8 955 751	6 444 330	5 023 579	7 771 491	8 905 256	6 475 756	24	23	20	17	16	15	10	3	12	10	11	7
4 306 467	5 846 470	4 663 332	4 139 832	5 959 803	4 108 664	2 945 103	3 638 001	4 254 074	3 040 782	6	8	6	8	6	5	6	4	4	5	6	5
2 158 487	2 920 730	2 105 289	2 047 524	2 772 672	1 837 125	1 429 046	1 740 890	1 951 139	1 333 020	6	8	6	7	5	5	6	3	5	5	4	4
955 659	1 496 789	1 036 970	945 841	744 079	819 056	909 461	912 078	942 225	807 102	1	2	2	4	3	4	1	1	2	2	4	1
153 015	160 670	116 202	84 085	113 426	74 680	69 318	93 396	91 153	70 757	0	0	0	1	0	0	0	0	1	0	0	0
2 074 530	2 611 601	1 941 571	1 857 954	1 989 881	1 771 753	1 348 194	1 733 048	2 012 717	1 880 924	4	2	1	0	0	1	1	1	1	1	1	1
539 369	690 566	424 200	446 392	645 355	393 962	401 487	398 105	406 686	377 462	1	1	0	0	0	1	1	1	1	1	2	1
2 157 118	2 910 478	1 518 102	1 517 632	1 901 098	566 917	180 578	773 871	1 454 150	901 263	10	4	4	5	1	0	2	0	1	1	1	1
723 789	1 130 125	648 892	647 849	810 211	374 498	113 305	315 762	613 532	441 246	3	1	0	1	0	1	0	0	0	1	1	0
300 035	458 147	327 737	276 452	249 895	322 854	236 642	289 563	336 693	292 145	0	0	0	0	0	0	0	0	0	3	1	0
2 486 190	3 180 463	1 731 119	1 616 983	418 967	242 704	526 228	1 532 983	2 057 251	398 868	17	12	14	20	7	7	2	0	4	6	7	1
992 683	1 146 836	568 678	603 824	885 578	277 293	96 203	391 514	609 524	185 207	8	7	3	7	1	2	4	1	0	1	0	0
469 085	525 960	335 317	297 338	448 701	172 464	44 151	208 980	328 394	121 699	3	1	0	1	0	1	2	0	0	0	1	0
812 752	1 035 314	815 245	681 345	337 728	686 198	544 174	739 082	888 546	763 341	1	1	0	0	0	0	0	0	0	0	0	0
505 334	678 838	453 256	371 412	214 718	290 526	288 833	383 656	445 615	363 584	2	0	0	3	0	0	0	0	0	0	0	0
297 160	653 309	249 151	106 613	87 126	119 229	42 781	174 284	231 337	175 255	5	3	1	2	1	1	0	0	0	2	2	0
497 809	591 199	568 680	404 737	574 440	380 444	260 287	384 277	454 934	317 031	2	1	1	3	2	2	2	1	2	2	2	1
169 369	278 084	392 896	680 973	896 156	988 105	828 368	703 405	798 614	931 398	0	2	0	0	0	0	0	0	0	0	0	0
138 451	505 536	122 328	64 982	291 834	13 468	33 428	19 385	24 383	6 608	4	4	2	4	2	1	3	1	2	1	1	1
43 439	195 360	42 115	19 913	124 387	4 739	5 592	5 544	8 013	1 969	2	3	2	1	1	1	2	0	1	1	0	0
1 535 671	1 837 864	941 179	918 558	1 397 093	533 336	136 783	695 583	1 089 890	438 956	43	29	25	29	14	9	21	2	1	7	12	3
31 329	65 402	19 533	13 402	18 964	9 100	8 883	13 496	19 742	12 816	2	1	1	0	1	1	0	0	0	0	1	1
47 787	78 999	33 449	17 111	37 339	14 833	14 125	21 571	29 311	17 362	2	1	0	1	0	0	0	0	0	0	0	0
5 749 242	6 814 508	5 937 890	4 140 176	6 531 506	3 837 611	2 757 923	4 252 645	4 741 759	3 239 293	0	1	1	0	0	1	0	0	1	0	1	0
684 608	1 381 025	836 344	808 835	662 964	338 391	421 933	519 109	361 724	382 674	3	1	2	2	3	1	1	2	2	2	2	2
1 458 938	2 165 002	1 553 621	1 738 342	1 829 114	626 089	857 343	1 107 125	846 000	687 193	2	2	1	2	2	1	1	1	1	1	1	1
637 531	1 069 639	746 771	705 188	777 502	356 231	436 039	505 065	362 968	350 488	3	2	2	2	2	2	2	1	2	2	1	2
476 234	728 142	535 161	457 443	437 896	200 140	313 577	246 141	387 717	219 441	2	2	2	2	2	2	0	2	2	2	1	1
1 687 738	2 354 046	1 734 468	2 069 354	1 802 106	733 708	922 954	1 167 784	925 422	789 374	2	2	2	2	2	2	2	1	2	2	2	2
296 306	425 538	266 448	277 005	325 482	116 675	166 827	196 435	144 997	127 456	1	0	0	1	0	0	1	0	0	1	0	1
402 100	675 340	470 454	405 572	669 284	218 021	269 846	347 201	216 589	243 416	0	0	0	0	0	1	0	0	0	0	0	0
155 938	235 440	181 335	197 908	127 522	57 141	111 118	153 548	73 329	68 898	0	1	1	0	1	1	1	1	1	1	1	1
118 721	194 749	127 698	134 023	162 991	49 599	68 708	83 028	58 974	52 443	0	1	0	1	1	0	1	1	0	0	1	1
925 859	1 083 800	970 129	1 143 836	1 217 917	484 359	711 541	809 122	609 972	548 471	2	2	2	2	2	2	1	1	2	1	1	1
427 795	611 790	418 892	420 408	341 880	160 551	253 324	354 163	239 666	204 782	0	1	2	2	2	1	1	1	1	1	1	1
324 792	531 774	395 360	453 112	424 065	188 905	249 450	265 119	211 612	182 248	1	2	1	2	1	2	0	1	0	0	0	1
188 634	258 160	214 458	199 384	161 967	81 661	121 765	170 220	106 572	87 697	2	1	1	1	2	1	1	1	1	1	1	0
68 585	112 295	106 513	91 551	38 932	34 477	48 767	61 392	43 233	35 283	1	0	1	1	1	0	0	0	1	0	0	0
857 149	1 065 760	818 376	913 175	1 305 526	345 823	415 359	621 997	434 694	410 719	3	2	2	2	2	2	2	2	2	2	2	2
260 739	422 754	289 380	327 234	244 844	115 966	154 151	255 917	176 741	143 283	2	1	1	2	1	1	0	1	1	1	1	1

											Spectral counts												
Hypoxia 3	MCT1	MCT2	MCT3	Ch1	Ch2	Ch3	Ch4	Ch5	Ch6		Hypoxia 1	Hypoxia 2	Hypoxia 3	MCT1	MCT2	MCT3	Ch1	Ch2	Ch3	Ch4	Ch5	Ch6	
56 142	92 618	61 554	73 065	110 060	27 743	38 353	49 080	37 708	29 335		1	1	2	1	0	2	1	1	1	0	1	0	0
208 825	322 916	196 721	193 363	277 375	73 397	107 712	142 158	97 624	89 315		1	1	2	1	1	2	1	0	1	1	1	0	1
567 720	814 213	693 020	792 439	773 873	301 217	279 523	414 919	353 221	239 539		2	2	2	2	2	2	2	1	1	2	2	2	1
49 514	86 864	58 143	63 378	42 226	19 808	37 127	39 256	28 664	22 405		0	0	1	0	0	1	0	0	0	0	0	0	0
462 670	770 176	470 857	476 088	444 905	365 086	219 424	325 992	239 912	261 648		1	0	2	1	0	0	0	0	0	0	0	0	0
277 072	478 648	351 034	364 521	409 591	206 618	197 340	253 434	199 142	183 006		1	1	1	1	1	1	1	1	1	1	1	1	1
277 072	478 648	351 034	364 521	409 591	206 618	197 340	253 434	199 142	183 006		0	1	1	1	1	1	1	1	0	1	1	0	0
122 565	210 265	159 768	185 965	173 466	110 442	78 532	108 225	92 099	77 338		1	1	1	1	1	1	1	1	1	1	1	1	1
36 454	58 032	35 323	40 577	58 127	11 601	22 187	26 575	17 129	16 503		1	0	0	0	0	0	1	0	0	0	0	0	0
122 950	159 593	149 181	164 739	113 035	116 229	121 730	109 642	87 042	105 482		1	1	1	1	2	1	0	1	1	1	0	1	1
104 392	181 667	154 343	174 353	175 992	76 688	80 345	106 736	98 059	63 306		0	1	0	1	1	0	1	0	0	1	1	1	0
155 307	245 918	210 906	235 212	214 925	82 974	67 441	167 254	123 931	79 144		1	0	0	0	0	0	0	0	0	0	0	0	0
54 358	90 224	54 772	64 283	72 083	22 323	31 047	38 837	27 239	24 668		0	0	1	0	0	1	1	0	0	0	0	0	0
117 031	197 692	156 375	170 610	119 893	63 778	75 723	104 151	66 161	56 839		1	1	1	1	1	2	0	0	0	0	0	0	0
622 223	1 120 763	660 393	710 733	735 291	230 752	360 117	601 755	400 091	352 313		3	2	2	3	3	3	3	3	0	2	1	0	0
99 235	115 709	70 936	142 509	93 388	26 700	43 228	45 224	27 447	29 727		1	1	0	1	1	1	0	0	0	1	0	0	0
77 153	120 864	62 235	126 149	75 497	22 955	35 958	51 046	27 803	24 912		1	0	1	1	1	1	1	0	0	1	0	0	0
63 641	153 532	66 121	76 448	94 745	40 956	39 020	53 365	37 349	22 892		0	0	0	0	0	1	0	0	0	0	0	0	0
44 911	61 811	37 915	73 262	55 056	27 396	32 569	36 094	23 452	23 924		1	0	1	1	0	1	1	0	0	1	0	0	0
343 281	405 537	260 405	572 998	304 496	142 248	142 742	183 724	111 027	109 544		2	1	1	1	1	1	1	0	1	1	1	1	0
213 298	213 782	135 173	296 662	200 946	76 885	80 388	114 345	60 355	61 987		2	1	1	1	1	0	2	0	0	0	0	0	0
218 853	267 734	180 101	402 330	230 252	67 995	91 210	152 416	83 279	78 491		2	0	1	1	1	2	1	0	0	1	0	0	0
107 415	129 348	125 362	124 842	102 340	28 282	53 572	103 961	63 183	61 388		1	0	0	1	0	0	0	0	0	0	0	0	0
37 394	49 229	23 614	60 854	35 352	5 280	10 808	16 944	6 165	5 164		1	0	0	0	0	0	0	0	0	0	0	0	0
189 862	285 902	189 637	226 563	238 183	98 296	118 823	124 311	96 125	100 069		1	0	1	1	1	1	1	1	1	1	1	1	1
158 033	180 142	103 218	244 356	90 245	47 693	62 404	86 277	43 544	43 285		1	0	0	0	0	0	0	0	0	0	0	0	0
144 500	148 871	105 018	212 934	129 289	70 665	63 539	70 325	39 714	46 752		1	0	1	1	1	1	0	0	0	1	0	0	0
218 906	227 556	135 178	318 607	241 744	55 579	71 624	111 241	55 828	48 587		1	0	1	1	0	1	1	0	0	0	0	0	0
98 283	131 166	67 636	160 606	98 198	16 694	27 691	58 974	20 935	21 939		1	0	0	0	0	0	0	0	0	0	0	0	0
103 217	231 967	139 386	179 701	236 211	37 073	49 828	115 214	56 615	42 654		2	0	0	0	0	0	0	0	0	0	0	0	0
60 601	242 204	174 509	147 999	76 874	12 845	1 179	752	12 307	13 510		0	0	0	2	1	1	0	0	0	0	0	0	0
105 660	92 142	72 273	88 149	113 648	38 226	29 452	37 672	29 527	23 694		1	0	0	0	0	1	0	0	0	0	0	0	0
9 373	11 307	8 775	24 543	8 762	1 804	4 437	6 682	1 084	3 750		0	0	0	1	0	0	0	0	0	0	0	0	0
53 925	60 108	35 224	67 822	43 483	27 812	8 170	25 212	18 478	16 136		1	0	0	0	0	0	0	0	0	0	0	0	0
77 975	70 262	63 913	58 775	37 900	24 104	36 555	54 964	42 389	25 042		1	0	0	0	0	0	0	0	0	0	0	0	0
39 134	52 075	35 621	83 598	15 024	9 938	10 853	16 878	10 939	8 584		0	0	0	0	0	1	0	0	0	0	0	0	0
1 677 618	505 427	160 104	2 071 181	1 404 687	2 180 397	2 671 820	1 841 986	2 002 864	2 162 408		2	0	4	1	1	3	2	3	4	4	4	4	4
3 277 088	1 236 343	993 623	4 504 390	2 221 895	5 081 634	5 002 286	4 100 119	4 868 899	4 041 857		1	1	4	2	1	5	1	2	5	3	3	3	3
8 627 014	3 016 496	1 158 818	13 936 967	5 151 790	14 098 622	14 824 477	13 347 752	14 317 815	12 579 965		5	4	10	7	4	9	7	7	10	8	9	8	8
15 787 128	4 129 634	1 668 383	20 881 236	13 352 129	21 787 010	22 762 950	21 309 862	23 773 610	18 870 262		5	5	10	6	5	8	7	7	8	6	8	8	8
1 524 250	488 014	156 991	1 879 419	1 239 266	1 959 384	2 364 935	1 727 327	2 006 081	1 771 747		1	2	4	4	3	5	0	3	4	4	6	4	4
2 060 629	648 546	265 801	2 788 659	1 560 909	3 211 639	3 549 793	2 734 657	3 264 477	3 023 696		1	1	2	0	0	3	3	2	2	2	2	3	3
1 387 768	444 588	156 045	1 762 224	1 086 193	1 775 028	2 252 575	1 503 803	1 646 700	1 660 066		1	1	5	2	1	4	3	3	5	5	4	4	4
1 037 342	252 788	72 060	1 134 826	873 811	1 585 357	1 652 919	1 109 331	1 377 662	1 509 228		3	1	4	2	3	4	4	2	2	5	5	4	4
366 187	422 420	226 834	597 075	431 688	671 582	747 073	453 743	558 837	579 509		1	0	2	0	0	3	3	2	2	2	4	3	3
979 932	212 235	79 493	1 245 725	730 675	1 221 928	1 553 035	1 125 994	1 372 112	1 196 183		0	0	3	2	2	4	0	2	3	2	3	3	3
3 715 532	983 983	386 056	4 913 187	2 689 473	5 764 045	5 629 301	4 937 571	5 651 805	4 478 930		4	4	7	4	3	8	6	5	7	4	8	6	6
1 316 180	139 556	1 804 429	1 668 383	2 081 236	1 169 076	2 040 523	2 366 215	1 622 544	1 974 323		0	0	2	5	1	3	0	2	0	0	0	0	0
3 699 259	1 066 121	480 713	5 005 157	2 953 967	5 630 026	6 058 690	4 821 285	5 642 641	5 170 206		0	0	11	0	0	9	12	7	8	7	7	6	6
117 511	31 228	11 909	212 915	26 978	196 986	261 566	255 557	282 698	240 575		0	0	0	0	0	0	0	0	0	2	2	2	2
1 797 829	376 286	115 543	2 097 748	1 216 188	2 431 913	2 746 805	2 233 969	2 574 247	2 159 154		0	1	16	6	1	13	5	3	12	11	10	5	5
628 686	120 880	43 424	812 317	386 201	1 056 693	1 017 838	965 413	1 154 939	940 820		0	0	1	0	0	1	0	0	1	0	0	0	0

												Spectral counts											
Hypoxia 3	MCT1	MCT2	MCT3	Ch1	Ch2	Ch3	Ch4	Ch5	Ch6	Hypoxia 1	Hypoxia 2	Hypoxia 3	MCT1	MCT2	MCT3	Ch1	Ch2	Ch3	Ch4	Ch5	Ch6		
501 528	193 790	67 579	592 998	532 359	608 745	777 495	508 059	561 393	582 861	0	0	0	0	0	1	0	1	1	0	0	1		
617 079	235 118	147 603	956 989	587 447	848 738	1 010 015	766 414	917 033	906 741	0	0	0	0	0	0	1	1	0	0	0	1		
626 333	204 008	101 393	1 142 663	451 962	1 144 209	1 252 901	967 352	1 187 906	1 063 304	0	0	2	2	1	3	1	2	3	3	2	2		
643 420	262 038	125 914	902 436	495 524	855 811	1 199 927	824 774	918 031	823 800	0	0	0	0	0	0	0	0	0	0	1	0		
556 130	152 480	52 303	666 521	564 864	804 098	973 650	684 085	785 285	777 823	2	0	5	1	0	5	4	6	6	6	5	6		
208 842	59 889	22 485	299 681	128 127	318 940	431 669	303 018	360 417	343 910	0	0	0	1	0	0	0	0	0	1	1	2		
574 286	117 888	38 898	736 964	402 289	748 370	820 706	709 399	843 996	729 229	2	2	9	4	1	9	4	3	8	3	6	5		
1 008 758	227 937	97 414	1 397 658	738 981	1 900 078	1 570 710	1 257 164	1 570 292	1 583 545	2	0	6	1	1	4	5	4	4	5	5	5		
109 423	49 682	17 906	174 390	107 788	181 907	221 061	139 294	189 667	197 795	0	0	0	0	0	0	0	0	0	0	1	0		
7 101	798	675	6 927	306	44 005	26 702	45 749	48 374	40 950	0	0	0	0	0	0	0	0	0	0	1	0		
67 931 147	82 966 560	66 279 900	59 177 644	72 256 197	60 534 101	54 624 491	59 681 612	64 334 057	55 486 838	9	8	11	11	10	11	11	9	9	10	9	8		
56 162	68 181	54 667	45 406	13 095	30 620	41 048	38 553	44 025	36 940	1	1	1	1	1	1	0	0	1	1	1	1		
23 708 479	28 589 918	20 869 301	17 975 314	25 491 741	19 394 808	13 206 928	16 570 431	19 182 833	17 418 152	14	14	10	11	10	12	12	8	8	9	10	8		
13 133 583	17 859 258	11 037 654	10 365 756	13 191 523	9 356 719	7 895 958	9 608 266	10 667 344	8 579 154	7	9	9	7	9	7	6	5	5	9	8	4		
955 659	1 496 789	1 036 970	945 841	744 079	819 056	909 461	912 078	942 225	807 102	1	2	2	4	3	4	1	1	2	2	4	1		
153 015	160 670	116 202	84 085	113 426	74 680	69 318	93 936	91 153	70 757	0	1	0	0	1	1	0	1	0	1	0	0		
2 074 530	2 611 601	1 941 571	1 857 954	1 989 881	1 771 753	1 348 194	1 733 048	2 012 717	1 880 924	4	2	1	0	0	1	1	1	0	1	1	1		
539 369	690 566	424 200	446 392	645 355	393 962	401 487	398 105	406 686	377 462	1	1	0	0	0	1	1	1	1	1	2	1		
2 157 118	2 910 478	1 518 102	1 517 632	1 901 098	566 917	180 578	773 871	1 454 150	901 263	10	4	4	5	1	0	2	0	1	1	1	1		
723 789	1 130 125	648 892	647 849	810 211	374 498	113 305	315 762	613 532	441 246	3	1	0	1	0	1	0	0	0	0	1	0		
992 683	1 146 836	568 658	603 824	885 578	277 293	96 203	391 514	609 524	185 207	0	2	0	0	0	1	0	0	0	1	0	0		
502 635	241 302	204 273	477 370	461 377	2 592 847	1 309 608	402 087	368 806	1 371 687	0	0	0	0	0	0	2	0	0	0	0	0		
530 682	428 461	373 951	321 933	365 279	145 078	201 901	254 799	226 217	182 907	2	2	2	1	1	1	1	1	1	1	1	1		
297 160	653 309	249 151	106 613	87 126	119 229	42 781	174 284	231 337	175 255	5	3	1	2	1	1	0	0	2	2	2	0		
348 546	300 349	259 867	275 219	269 532	113 784	185 770	165 967	189 815	115 740	1	2	2	2	2	2	1	0	2	2	2	1		
599 976	447 961	436 194	375 118	405 131	132 206	261 666	283 109	353 106	195 577	3	3	4	3	3	2	3	1	3	2	2	2		
105 638	81 035	65 579	70 539	68 290	18 794	35 689	46 131	27 299	20 000	2	2	0	0	1	1	0	0	0	0	0	0		
1 535 671	1 837 864	941 179	918 558	1 397 093	533 336	136 783	695 583	1 089 890	438 956	1	3	2	3	3	3	3	1	1	3	0	2		
31 329	65 402	19 533	13 402	18 964	9 100	8 883	13 496	19 742	12 816	2	1	1	0	1	1	0	0	0	0	1	1		
47 787	78 999	33 449	17 111	37 339	14 833	14 125	21 571	29 311	17 362	2	1	0	1	0	0	0	0	0	0	0	0		
259 474	168 872	145 428	206 229	175 043	45 159	121 056	83 975	86 200	56 300	5	6	8	5	6	6	1	0	5	4	4	1		
274 410	207 248	195 865	277 070	260 503	87 140	163 701	118 135	135 969	97 169	4	1	3	0	0	4	3	0	0	0	0	1		
49 251	48 979	37 957	50 384	30 248	13 715	42 109	17 320	13 339	24 006	0	0	1	1	1	1	0	0	0	1	0	0		
25 306	20 055	15 585	8 407	17 655	2 099	6 105	2 427	1 557	1 407	1	0	0	0	0	0	0	0	0	0	0	0		
20 415	51 868	29 389	36 694	1 446	1 655	24 652	16 026	8 993	7 044	0	0	0	1	0	0	0	0	0	0	0	0		
15 405 981	669 529	3 401 716	17 591 115	5 583 984	66 272 123	35 709 764	12 241 865	12 913 251	39 350 223	1	3	3	3	2	3	3	4	4	3	3	4		
188 642	4 347	46 591	293 249	45 540	881 716	504 435	181 527	219 777	643 919	0	0	2	0	1	2	0	1	2	1	2	1		
14 545	633	1 386	11 253	18 366	111 046	41 385	23 351	4 820	25 161	0	0	0	0	0	0	1	0	0	0	0	0		
9 782 535	1 410 171	3 746 401	11 636 174	6 114 626	32 309 670	20 721 368	8 669 649	9 613 003	21 466 362	0	1	2	0	0	1	2	3	2	2	1	2		
10 422 967	284 444	2 027 085	11 237 301	4 079 114	42 342 195	22 484 994	8 028 705	8 127 439	24 319 413	2	5	8	3	5	8	6	7	9	7	7	7		
1 858 492	46 287	323 573	1 881 709	840 484	7 205 320	4 087 960	1 267 901	1 231 379	4 447 861	0	0	2	0	3	5	0	4	6	2	2	7		
76 799	176 930	1 324 495	49 452	2 600 671	28 943 280	13 385 874	257 965	4 969 017	15 875 878	1	3	1	1	3	0	3	8	7	2	6	7		
46 164	13 257	8 308	15 615	88 640	661 837	235 637	58 213	56 258	166 847	0	0	0	0	0	0	0	2	0	0	0	0		
2 717 630	116 345	478 266	2 846 953	1 139 007	11 244 960	7 164 131	2 144 112	1 908 968	7 287 206	0	0	1	0	0	1	0	0	3	1	0	1		
605 382	136 530	248 214	627 949	562 903	5 053 068	3 222 122	499 783	980 298	3 391 315	0	0	0	0	0	1	1	1	1	0	1	0		
1 159 186	30 189	146 788	1 035 548	497 106	4 535 387	2 567 605	756 875	740 468	2 648 114	0	0	1	0	1	1	4	4	2	4	2	0		
5 102 959	377 194	838 974	8 055 377	2 760 543	28 679 020	17 616 040	6 615 528	7 184 118	14 762 140	0	6	6	0	2	7	7	7	7	6	7	7		
924 672	58 203	176 872	1 073 363	568 970	5 033 113	3 275 518	746 315	715 601	2 816 969	0	2	4	0	2	7	2	6	9	4	4	6		
538 551	22 040	115 751	635 753	328 150	2 054 295	1 265 802	503 063	423 748	1 199 876	0	2	2	0	1	2	2	2	2	2	2	2		
1 788 315	31 654	304 201	2 064 295	1 032 500	9 733 627	5 121 222	1 501 833	1 739 483	4 694 115	0	5	13	0	12	9	16	13	9	7	7	10		
159 001	20 427	30 882	241 752	40 467	1 164 937	559 014	173 423	200 528	657 332	0	2	3	0	0	0	1	18	8	5	4	12		
1 195 595	277 004	368 087	1 327 551	632 262	5 222 182	2 853 824	1 127 035	1 039 823	2 345 400	0	0	2	0	1	2	0	3	2	0	0	1		

Hypoxia 3												Spectral counts									
	MCT1	MCT2	MCT3	Ch1	Ch2	Ch3	Ch4	Ch5	Ch6	Hypoxia 1	Hypoxia 2	Hypoxia 3	MCT1	MCT2	MCT3	Ch1	Ch2	Ch3	Ch4	Ch5	Ch6
120 398	51	13 952	129 578	62 108	674 141	364 447	95 146	98 151	397 448	0	0	0	0	0	1	0	2	2	1	1	1
362 352	74 004	99 071	577 281	72 600	1 013 101	1 546 411	358 031	390 432	1 402 573	0	0	1	0	0	1	0	2	3	2	1	3
466 298	9 217	65 543	423 836	254 426	2 094 311	1 282 155	333 122	302 162	1 205 095	0	0	0	0	0	2	0	3	0	0	1	1
846 459	9 710	134 017	807 744	283 009	4 085 574	2 046 147	662 819	671 831	2 632 033	0	1	4	0	0	2	1	10	6	1	4	5
26 275	899	3 250	35 927	10 388	313 203	102 393	30 357	32 988	174 598	0	0	0	0	0	1	0	2	0	1	1	2
33 741	7 521	10 742	78 266	9 961	390 848	156 332	49 313	42 697	201 406	0	0	0	0	0	0	0	1	1	1	0	1
67 931 147	82 966 560	66 279 900	59 177 644	72 256 197	60 534 101	54 624 491	59 681 612	64 334 057	55 486 838	9	8	11	11	10	11	11	9	9	10	9	8
56 162	68 181	54 667	45 406	13 095	30 620	41 048	38 553	44 025	36 940	1	1	1	1	1	0	0	1	1	1	1	1
22 037 718	29 970 820	18 981 187	15 358 874	27 265 973	16 127 368	11 193 556	15 943 054	16 279 888	14 435 032	0	0	0	0	0	0	2	1	0	0	1	1
6 866 095	10 455 222	6 508 884	5 303 585	6 503 604	4 900 070	3 744 409	5 718 697	5 937 588	4 836 717	0	0	0	0	0	0	1	0	0	0	0	0
539 369	690 566	424 200	446 392	645 355	393 962	401 487	398 105	406 686	377 462	1	1	0	0	1	1	1	1	1	2	1	1
2 157 118	2 910 478	1 518 102	1 517 632	1 901 098	566 917	180 578	773 871	1 454 150	901 263	10	4	4	5	1	0	2	0	1	1	1	1
723 789	1 130 125	648 892	647 849	810 211	374 498	113 305	315 762	613 532	441 246	3	1	0	1	0	1	0	0	0	0	1	0
903 831	870 860	643 977	856 894	422 917	316 792	637 739	306 077	263 821	292 829	1	1	1	1	1	1	0	1	1	1	0	1
245 241	203 664	173 872	257 371	122 499	81 433	247 872	113 213	89 861	83 957	1	1	0	1	1	2	1	1	1	0	0	0
260 349	227 246	164 367	285 967	130 616	54 992	184 776	83 166	63 441	63 674	0	2	1	0	0	1	1	0	0	0	0	1
82 025	86 202	53 050	92 687	55 633	22 542	72 075	29 588	23 374	23 949	0	0	1	1	1	2	0	0	2	1	1	0
290 264	295 375	187 321	288 639	163 692	65 145	187 105	89 410	74 804	61 950	1	1	2	2	2	2	1	0	2	1	1	1
210 729	214 195	171 493	223 660	108 254	65 221	140 440	69 356	59 817	55 161	1	1	1	1	1	0	0	1	0	0	0	0
77 270	66 391	29 496	212 301	57 434	124 626	215 665	120 880	171 137	134 041	0	0	0	0	0	1	0	0	0	0	0	0
31 329	65 402	19 533	13 402	18 964	9 100	8 883	13 496	19 742	12 816	2	1	1	0	1	1	0	0	0	0	1	1
47 787	78 999	33 449	17 111	37 339	14 833	14 125	21 571	29 311	17 362	2	1	0	1	0	0	0	0	0	0	0	0
259 474	168 872	145 428	206 229	175 043	45 159	121 056	83 975	86 200	56 300	5	6	8	5	6	6	1	0	5	4	4	1
274 410	207 248	195 865	277 070	260 503	87 140	163 701	118 135	135 969	97 169	4	1	3	0	0	4	3	0	0	0	0	1
50 839	44 376	32 327	51 128	33 536	12 245	41 915	18 165	12 472	12 631	0	0	0	0	0	1	0	0	0	0	0	0
49 251	48 979	37 957	50 384	30 248	13 715	42 109	17 320	13 339	24 006	0	0	1	1	1	1	0	0	0	1	0	0
242 018	185 923	130 270	214 879	145 792	74 385	65 715	62 608	60 467	63 710	6	4	3	5	6	4	0	1	2	1	1	1
89 572	60 323	48 022	81 657	85 391	19 759	30 417	32 534	38 074	30 191	1	0	1	0	0	0	0	0	0	0	0	0
25 306	20 055	15 585	8 407	17 655	2 099	6 105	2 427	1 557	1 407	1	0	0	0	0	0	0	0	0	0	0	0
20 415	51 868	29 389	36 694	1 446	1 655	24 652	16 026	8 993	7 044	0	0	0	1	0	0	0	0	0	0	0	0
67 931 147	82 966 560	66 279 900	59 177 644	72 256 197	60 534 101	54 624 491	59 681 612	64 334 057	55 486 838	9	8	11	11	10	11	11	9	9	10	9	8
56 162	68 181	54 667	45 406	13 095	30 620	41 048	38 553	44 025	36 940	1	1	1	1	1	1	0	0	1	1	1	1
12 433 026	17 424 590	11 044 807	9 488 275	12 730 112	8 714 557	8 771 885	9 710 533	11 102 676	9 395 195	14	14	12	13	14	12	11	9	9	12	10	10
22 037 718	29 970 820	18 981 187	15 358 874	27 265 973	16 127 368	11 193 556	15 943 054	16 279 888	14 435 032	34	27	27	33	19	16	21	9	10	13	14	10
6 866 095	10 455 222	6 508 884	5 303 585	6 503 604	4 900 070	3 744 409	5 718 697	5 937 588	4 836 717	12	11	6	9	3	1	6	3	3	3	1	2
2 076 617	2 681 377	1 945 152	787 410	2 914 095	544 832	769 013	792 743	741 078	717 096	0	0	0	1	0	2	0	0	0	0	0	0
15 870 196	21 982 938	14 636 072	12 088 493	18 068 054	12 157 741	8 428 728	12 725 488	14 819 656	10 741 933	27	27	24	26	18	14	13	6	9	13	14	11
10 366 770	14 661 284	9 078 463	7 558 436	8 955 751	6 444 330	5 023 579	7 771 491	8 905 256	6 475 756	24	23	20	17	16	15	10	3	12	10	11	7
4 306 467	5 846 470	4 663 332	4 139 832	5 959 803	4 108 664	2 945 103	3 638 001	4 254 074	3 040 782	6	8	6	8	6	5	6	4	4	5	6	5
2 158 487	2 920 730	2 105 289	2 047 524	2 772 672	1 837 125	1 429 046	1 740 890	1 951 139	1 333 020	6	8	6	7	5	5	6	3	5	5	4	4
539 369	690 566	424 200	446 392	645 355	393 962	401 487	398 105	406 686	377 462	1	1	0	0	0	1	1	1	1	1	2	1
2 157 118	2 910 478	1 518 102	1 517 632	1 901 098	566 917	180 578	773 871	1 454 150	901 263	10	4	4	5	1	0	2	0	1	1	1	1
723 789	1 130 125	648 892	647 849	810 211	374 498	113 305	315 762	613 532	441 246	3	1	0	1	0	1	0	0	0	0	1	0
2 486 190	3 180 463	1 731 119	1 616 983	418 967	242 704	526 228	1 532 983	2 057 251	398 868	17	12	14	20	7	7	2	0	4	6	7	1
209 023	257 908	164 745	148 079	213 103	83 542	137 508	134 792	152 247	106 630	2	2	1	2	1	1	1	1	1	1	1	1
992 683	1 146 836	568 658	603 824	885 578	277 293	96 203	391 514	609 524	185 207	8	7	3	7	1	2	4	1	0	1	0	0
469 085	525 960	335 317	297 338	448 701	172 464	44 151	208 980	328 394	121 699	3	1	0	1	0	1	2	0	0	0	1	0
333 812	281 220	229 133	172 164	251 241	117 044	191 182	146 099	191 032	104 136	1	1	2	1	1	1	1	0	1	0	1	1
138 451	505 536	122 328	64 982	291 834	13 468	33 428	19 385	24 383	6 608	4	4	2	4	2	1	3	1	2	1	1	1
43 439	195 360	42 115	19 913	124 387	4 739	9 592	5 544	8 013	1 969	2	3	2	1	1	1	2	0	1	1	0	0
1 535 671	1 837 864	941 179	918 558	1 397 093	533 336	136 783	695 583	1 089 890	438 956	43	29	25	29	14	9	21	2	1	7	12	3
31 329	65 402	19 533	13 402	18 964	9 100	8 883	13 496	19 742	12 816	2	1	1	0	1	1	0	0	0	0	1	1

											Spectral counts												
Hypoxia 3	MCT1	MCT2	MCT3	Ch1	Ch2	Ch3	Ch4	Ch5	Ch6		Hypoxia 1	Hypoxia 2	Hypoxia 3	MCT1	MCT2	MCT3	Ch1	Ch2	Ch3	Ch4	Ch5	Ch6	
139 033	178 929	200 435	252 850	196 217	98 404	118 910	110 849	110 866	90 748		1	1	1	1	1	1	1	0	1	1	1	0	1
18 416	22 708	24 589	31 646	17 050	19 543	15 737	15 510	15 167	13 748		0	0	0	0	0	0	1	0	0	0	0	0	0
91 542	145 026	147 676	184 065	158 500	87 529	87 346	74 319	71 277	61 412		1	1	1	1	1	1	1	0	1	0	1	0	1
13 032	18 380	21 497	24 009	17 897	10 521	11 385	9 949	8 119	8 599		1	0	0	0	0	1	0	0	0	0	0	0	0
18 543	22 775	24 507	37 331	19 991	20 345	21 672	13 955	13 629	13 544		0	0	0	0	0	0	1	0	0	1	0	0	0
7 834	10 712	9 291	14 229	14 906	5 052	7 886	5 367	4 586	4 749		0	0	0	0	0	0	1	0	0	0	0	1	0
49 129	74 464	72 047	89 607	53 449	29 867	45 842	40 387	39 435	34 289		1	0	0	1	1	0	1	0	0	0	0	0	0
6 540	9 972	11 422	15 494	8 179	4 148	7 578	4 947	3 056	3 181		0	0	0	0	0	1	0	0	0	0	0	0	0
90 842	141 010	140 633	213 421	115 819	50 553	105 198	99 718	85 501	74 147		1	0	0	0	0	1	0	0	0	0	0	0	0
15 870 196	21 982 938	14 636 072	12 088 493	18 068 054	12 157 741	8 428 728	12 725 488	14 819 656	10 741 933		0	0	0	0	0	0	1	0	0	0	0	0	0
236 756	312 820	212 438	252 366	226 904	76 254	118 978	112 991	119 588	89 841		2	2	2	1	1	1	1	1	1	1	1	1	1
464 547	428 690	327 991	346 572	475 591	206 940	195 377	220 648	269 425	255 660		0	0	0	1	1	1	0	0	1	0	0	0	0
419 557	643 153	463 814	463 900	554 381	185 623	263 453	272 222	259 340	188 697		1	1	1	0	1	1	2	0	1	1	1	1	1
170 920	205 955	131 563	174 550	119 852	52 850	103 065	85 288	86 503	72 346		1	1	1	1	1	1	0	0	1	1	1	1	0
47 625	57 882	37 184	54 412	42 954	16 973	33 566	22 634	25 945	21 792		1	1	1	1	1	0	1	0	0	0	0	0	0
101 027	105 501	68 815	96 057	97 997	34 845	50 672	42 221	47 964	40 451		1	1	1	2	1	1	1	0	1	0	1	0	1
82 931	123 664	64 774	95 191	91 456	41 701	42 727	29 698	34 862	34 435		0	0	1	0	0	1	1	0	1	0	0	0	0
183 779	233 543	146 303	145 345	213 006	42 149	65 903	68 900	58 386	53 005		1	1	1	1	1	0	1	0	0	0	0	0	0
150 481	148 453	109 124	130 977	153 620	53 033	77 795	64 438	71 916	59 368		1	1	0	1	0	0	0	0	0	0	0	0	0
60 235	62 577	48 341	60 296	63 019	21 035	32 188	24 736	27 426	24 004		1	1	0	0	0	0	0	0	0	0	0	0	0
67 481	88 731	51 932	89 925	47 721	24 389	33 341	32 499	38 483	18 029		0	0	0	0	1	1	0	0	1	0	0	0	0
40 414	51 535	31 194	39 717	42 730	11 029	22 397	20 828	24 418	15 936		1	1	2	2	2	3	1	1	2	1	1	1	1
420 697	631 532	275 454	279 535	1 088 758	1 890 250	1 172 754	572 474	355 952	1 045 808		2	1	1	2	1	1	2	3	2	2	2	2	2
177 034	259 707	135 218	140 524	510 342	919 604	488 606	273 070	184 119	468 905		1	2	2	2	1	0	2	3	3	2	1	1	3
57 925	78 142	31 948	35 476	190 472	326 892	230 794	85 744	50 239	174 308		0	1	1	2	1	2	3	0	2	1	2	1	1
98 620	140 779	90 034	90 801	239 624	615 451	320 664	159 570	123 037	355 582		0	0	0	0	0	0	1	1	1	0	0	0	1
9 706	13 812	2 672	5 592	45 141	63 004	47 917	15 859	8 423	39 314		0	0	1	0	0	0	0	0	0	0	0	0	0
43 718	54 994	23 612	21 855	176 377	233 235	149 287	61 387	37 244	122 336		0	0	0	0	0	0	1	1	0	0	0	1	1
25 696	46 005	18 599	16 317	80 713	148 360	98 698	38 962	25 878	74 482		0	0	0	1	0	0	1	2	1	1	0	1	1
34 204	55 263	22 617	24 186	127 275	241 711	148 897	53 531	33 036	122 769		2	0	1	0	0	2	2	2	1	0	1	2	2
41 719	50 019	11 048	21 293	144 885	271 185	164 846	61 908	36 286	110 828		0	0	0	0	0	0	1	3	1	0	0	1	1
12 219	10 678	4 948	5 170	19 759	87 262	82 829	27 309	11 560	57 143		0	0	0	0	0	0	0	2	2	0	0	2	2
30 864	27 948	5 847	22 048	67 018	229 375	107 442	43 459	36 087	69 835		0	0	0	0	0	0	1	1	0	0	0	0	0
11 767	9 590	1 795	7 123	38 109	14 946	46 101	25 182	17 044	28 321		0	0	0	0	0	0	0	0	0	0	0	0	1
5 161	2 529	8 200	9 526	20 175	184 477	25 470	16 860	17 125	17 424		0	0	0	0	0	0	1	0	0	0	0	0	0
221 069	288 967	181 122	386 106	119 605	89 306	113 046	95 335	67 535	82 443		1	1	1	1	1	1	1	1	1	1	1	1	1
483 507	642 419	388 046	713 328	291 836	156 527	168 682	170 434	153 259	127 165		0	1	1	1	2	0	0	1	0	1	0	0	0
185 183	217 716	137 817	262 830	110 888	71 794	113 153	75 249	80 539	71 488		0	0	1	1	1	1	1	0	1	1	1	1	1
410 366	413 924	270 123	575 094	281 099	131 304	164 418	137 131	138 359	121 802		2	1	2	2	2	2	1	0	0	0	0	1	1
39 416	46 624	19 188	52 690	23 587	10 017	13 019	8 944	7 572	7 322		0	0	0	0	1	0	0	0	0	0	0	0	0
45 913	66 164	36 325	84 862	33 956	10 722	20 796	19 342	14 194	15 710		1	0	0	1	1	1	1	0	0	0	0	0	0
143 541	203 369	117 442	248 444	99 344	52 659	57 413	46 910	42 390	43 822		0	0	0	1	0	1	0	0	0	0	0	0	0
40 446	43 238	27 774	49 063	26 627	18 087	14 141	11 499	7 949	14 452		1	0	1	0	0	0	0	0	0	0	0	0	0
33 396	43 123	22 574	42 351	14 012	2 741	20 572	18 038	13 804	11 554		0	0	0	1	0	0	0	0	0	0	0	0	0
18 102	24 399	13 269	31 789	7 250	6 233	6 798	4 366	3 218	5 807		1	0	1	1	0	1	0	0	0	0	0	0	0
16 670	22 336	12 310	35 412	223	2 556	6 070	4 281	4 296	3 645		0	0	1	0	0	1	0	0	0	0	0	0	0
17 141	20 777	11 201	33 715	11 607	3 493	6 256	4 968	2 808	2 972		0	0	0	0	0	1	0	0	0	0	0	0	0
20 184	24 151	13 466	42 046	9 733	3 384	7 546	2 588	3 136	2 631		0	0	0	1	0	0	0	0	0	0	0	0	0
33 968	40 158	21 278	81 975	21 499	7 661	7 364	8 321	7 899	10 621		0	0	0	0	0	1	0	0	0	0	0	0	0
13 866	18 145	10 053	34 899	6 502	2 170	2 435	1 974	2 354	5 273		0	0	0	1	1	1	0	0	0	0	0	0	0
2 419 459	2 627 183	4 734 666	3 236 973	5 140 318	9 339 589	6 620 830	5 432 361	5 443 206	6 940 452		0	0	0	0	0	0	1	3	0	0	0	2	2
140 928	82 310	50 689	222 688	718 588	12 593 661	493 906	113 417	253 794	5 274 821		0	3	1	0	0	1	4	6	3	1	2	5	5

												Spectral counts											
Hypoxia 3	MCT1	MCT2	MCT3	Ch1	Ch2	Ch3	Ch4	Ch5	Ch6	Hypoxia 1	Hypoxia 2	Hypoxia 3	MCT1	MCT2	MCT3	Ch1	Ch2	Ch3	Ch4	Ch5	Ch6		
21 939	18 841	15 610	13 002	14 550	12 251	14 960	13 459	9 890	13 609	1	0	1	0	0	1	0	0	0	0	0	0		
15 993	15 240	11 154	11 005	13 472	9 944	9 511	8 063	6 818	10 071	0	0	1	0	0	0	0	0	0	0	0	0		
22 882	19 006	17 203	14 462	20 109	12 766	15 090	14 356	10 439	12 578	1	0	1	1	1	1	0	0	1	1	1	1		
16 276	13 477	12 598	10 475	3 929	15 210	10 240	9 368	8 595	12 157	0	0	0	0	0	0	0	0	0	0	0	1		
1 837 167	1 133 192	1 027 965	2 385 111	819 601	586 772	515 519	614 140	530 696	489 525	4	5	7	6	6	5	3	2	2	3	2	3		
163 283	115 838	112 193	204 057	67 325	39 619	64 456	49 373	38 547	43 413	1	1	2	1	1	2	1	0	1	1	0	0		
209 212	195 731	129 087	230 805	89 794	91 126	88 259	122 998	119 261	89 667	0	1	2	0	2	2	0	0	0	1	1	0		
241 417	137 703	135 176	303 528	81 767	38 691	57 988	58 927	46 796	40 725	0	1	2	0	0	1	0	0	0	1	0	0		
180 710	109 313	85 743	168 448	58 576	27 313	22 258	30 915	24 184	19 711	1	1	2	0	1	2	1	0	0	0	0	0		
336 997	175 960	205 632	371 900	100 943	49 075	77 492	89 295	63 833	63 134	0	0	1	3	0	2	0	0	0	0	0	0		
91 536	58 349	49 164	87 527	19 878	18 377	26 407	23 812	15 124	18 396	1	0	0	0	0	1	0	0	0	0	0	0		
42 011	34 758	34 605	63 130	7 865	2 079	16 366	13 813	9 182	15 448	0	0	0	0	0	1	0	0	0	0	0	0		
557 595	242 598	235 768	876 573	253 081	145 930	209 390	219 405	170 488	106 303	1	1	4	0	1	3	1	0	0	0	0	0		
240 575	159 265	142 535	282 258	108 061	46 906	66 142	73 821	63 972	55 513	1	0	2	2	0	1	0	0	0	0	0	0		
13 196	34 011	31 554	48 750	16 056	4 007	10 550	12 735	9 483	10 337	0	0	0	0	0	1	0	0	0	0	0	0		
170 709	75 265	123 048	162 467	5 443	36 895	38 274	48 530	47 609	45 827	1	0	1	0	2	2	0	0	0	1	0	0		
304 848	180 497	211 572	282 305	134 384	129 612	260 368	123 975	118 589	98 837	1	1	2	1	1	2	1	0	1	1	1	0		
389 312	195 393	257 239	329 978	213 148	160 246	288 625	125 200	116 780	135 110	1	1	1	1	1	1	1	0	1	1	1	0		
123 790	76 750	81 087	103 381	49 267	35 536	108 077	36 594	38 273	38 567	1	0	1	0	0	0	0	0	1	0	0	0		
336 344	187 517	171 124	298 173	141 029	127 305	255 926	129 583	121 861	100 903	2	1	2	1	1	2	1	1	2	1	1	1		
78 391	58 351	58 910	84 911	41 016	37 232	79 835	24 854	29 291	24 993	1	0	1	1	1	1	0	0	1	1	1	1		
184 708	159 154	142 712	183 884	91 598	87 244	117 960	68 474	79 925	60 893	0	0	0	0	0	0	0	0	0	0	0	0		
465 314	296 076	291 902	358 931	220 313	151 479	333 177	139 039	127 205	128 474	2	1	2	2	2	2	1	1	1	1	1	1		
124 524	103 022	96 538	129 203	37 672	53 753	112 916	51 918	44 298	48 349	0	0	0	0	0	0	0	0	0	1	0	0		
174 090	104 955	126 530	133 626	77 143	72 168	111 639	62 913	62 031	72 405	0	0	0	0	0	1	0	0	1	0	0	0		
38 390	31 869	32 368	47 117	15 955	19 868	49 072	15 133	12 567	14 372	0	0	1	0	0	1	0	0	1	0	0	0		
75 115	63 642	58 817	64 038	20 066	23 527	86 994	26 552	18 789	23 788	0	0	0	1	1	0	0	0	0	0	0	0		
618 611	1 130 234	1 215 365	1 948 838	2 445 548	2 892 518	1 938 120	1 767 307	2 144 415	2 588 613	0	0	0	0	1	0	0	0	0	0	0	0		
190 097	15 668	22 051	376 656	14 738	7 090	12 484	22 606	6 053	6 663	1	1	2	0	0	2	0	0	0	0	0	0		
135 107	15 340	10 453	246 679	8 060	2 976	5 731	12 435	5 350	2 855	0	1	1	0	0	1	0	0	0	0	0	0		
364 185	23 945	42 527	788 615	9 563	19 417	11 178	32 744	17 895	16 493	0	0	2	0	0	0	3	0	0	0	0	0		
408 549	11 991	24 696	735 167	16 083	9 233	5 076	17 254	5 242	7 804	0	1	2	0	0	2	0	0	0	0	0	0		
176 927	24 747	24 575	301 678	34 086	39 744	13 615	19 782	7 560	16 373	0	1	1	0	0	2	0	0	0	0	0	0		
495 522	10 080	30 221	1 065 115	17 410	40 352	17 733	29 718	9 642	26 236	0	0	1	0	0	2	0	0	0	0	0	0		
521 165	3 136	26 691	972 957	9 963	2 001	1 449	14 126	1 001	2 486	0	1	1	0	0	0	0	0	0	0	0	0		
47 123	14 517	6 908	113 344	3 092	1 693	4 523	6 612	7 492	5 339	0	0	0	0	0	0	1	0	0	0	0	0		
14 454	8 810	2 859	67 065	1 472	571	1 140	1 833	1 000	1 227	0	0	0	0	0	1	0	0	0	0	0	0		
114 290	44 233	64 290	237 877	67 287	22 985	34 142	42 356	30 989	18 533	0	1	2	0	0	3	0	0	0	0	0	0		
44 663	3 882	6 884	89 055	731	4 898	3 871	4 667	1 988	1 960	0	0	1	0	0	1	0	0	0	0	0	0		
37 417	734	1 798	98 964	648	627	440	849	525	6 842	0	1	0	0	0	0	0	0	0	0	0	0		
472 724	191 514	211 881	749 107	867 705	19 995 972	1 577 950	430 220	706 379	9 683 079	0	2	3	0	1	4	3	8	5	2	3	6		
45 549	41 261	36 650	46 378	79 065	1 275 796	129 340	41 851	52 442	620 088	0	1	0	0	0	1	1	3	1	1	1	2		
11 908	8 311	7 069	23 084	13 115	593 608	61 129	12 832	20 067	299 760	0	0	0	0	0	0	0	0	0	0	0	1		
14 693	5 442	2 344	27 789	30 375	931 817	79 563	12 169	23 371	493 123	0	0	0	0	0	1	0	1	1	0	0	2		
3 358	1 213	1 080	9 950	32 945	474 985	32 945	3 335	7 900	218 380	0	0	0	0	0	0	2	0	0	0	0	3		
27 215	9 384	12 822	70 650	48 659	1 850 405	86 399	36 717	63 935	888 663	0	0	0	0	0	0	0	0	0	0	0	2		
25 676	2 884	8 251	30 772	120 996	2 092 735	71 252	31 260	56 882	827 549	0	0	0	0	0	0	0	3	0	0	0	2		
5 130	-	472	16 068	7 475	1 216 405	87 964	13 752	692 069	27 251	0	0	0	0	0	0	0	2	1	0	0	1		
6 849	4 924	9 281	11 616	22 805	1 593 956	66 008	14 245	35 131	658 827	0	0	0	0	0	0	0	9	0	0	0	7		
641	92	-	3 504	5 766	630 238	25 122	1 073	9 408	278 193	0	0	0	0	0	0	0	12	0	0	0	3		
28 162	5 320	8 071	18 987	9 732	516 618	25 682	56 161	28 808	259 229	0	0	0	0	0	0	0	3	0	0	0	2		
848	-	319	3 845	954	122 514	18 176	2 688	4 565	155 922	0	0	0	0	0	0	0	2	0	0	0	1		

											Spectral counts												
Hypoxia 3	MCT1	MCT2	MCT3	Ch1	Ch2	Ch3	Ch4	Ch5	Ch6		Hypoxia 1	Hypoxia 2	Hypoxia 3	MCT1	MCT2	MCT3	Ch1	Ch2	Ch3	Ch4	Ch5	Ch6	
1 100 553	1 263 782	1 074 247	1 239 144	1 678 530	594 834	619 490	898 750	827 871	623 771		3	3	3	3	3	3	4	2	2	2	2	2	2
120 492	185 916	146 323	170 610	93 031	61 302	76 816	135 306	111 089	84 424		1	0	1	1	2	1	0	0	1	1	1	1	0
311 526	447 535	362 164	448 181	513 910	181 291	261 316	310 239	292 148	205 880		1	1	1	1	1	1	2	1	1	0	1	1	1
268 195	366 537	240 887	331 732	386 980	142 055	186 461	222 519	190 470	152 019		2	2	2	2	2	2	1	1	1	1	2	1	1
112 925	125 648	116 960	138 277	164 314	74 577	75 980	96 373	89 514	69 655		1	1	1	1	1	1	1	1	0	1	1	1	0
307 680	387 985	286 733	369 390	471 096	166 631	189 097	249 426	225 636	180 758		2	2	2	2	2	2	2	0	1	2	2	2	2
214 028	282 443	219 132	293 914	312 590	118 745	166 319	198 794	177 172	129 573		1	1	1	1	1	1	1	1	1	1	1	1	1
185 441	218 972	204 907	237 982	253 514	107 474	129 110	165 426	153 494	116 940		1	1	1	1	1	1	1	0	0	1	1	1	1
128 293	167 695	133 593	176 956	197 762	80 637	88 436	124 466	115 649	98 710		1	1	1	1	1	1	1	0	0	0	0	0	0
152 861	212 856	172 415	222 596	279 048	77 541	84 615	151 624	130 441	97 412		0	0	0	0	1	0	1	0	0	0	0	0	0
172 518	267 594	189 437	162 983	314 048	83 553	104 773	160 867	117 960	86 060		0	0	1	1	1	1	2	0	1	1	1	1	1
641 477	974 133	625 752	627 261	845 715	266 655	319 192	411 527	319 024	281 821		1	1	1	1	1	1	1	1	1	1	1	1	1
84 953	144 759	87 884	133 977	84 434	40 841	55 697	70 547	66 945	60 355		0	1	1	1	1	1	1	1	1	1	1	1	0
78 349	111 209	65 718	75 809	77 960	45 047	41 842	53 087	43 162	41 719		1	1	1	0	0	1	0	0	1	0	1	0	0
55 407	92 507	57 119	52 905	55 690	23 213	30 492	41 873	31 135	26 939		1	1	0	1	1	1	1	0	1	1	1	1	0
33 419	50 367	34 762	70 038	34 808	23 837	23 305	20 048	17 029	18 803		1	0	0	0	1	0	1	0	0	0	0	0	0
14 765	29 243	19 543	27 226	24 356	6 610	12 693	14 845	10 927	10 915		1	1	0	0	0	0	0	0	0	0	0	0	0
19 999	31 987	20 390	17 496	24 890	4 835	8 414	12 350	6 247	6 261		1	1	0	0	0	0	1	0	0	0	0	0	0
735 195	821 574	636 276	844 297	1 424 243	1 941 726	1 501 289	1 030 152	1 357 251	1 174 291		0	0	0	0	0	0	1	0	0	0	0	0	0
33 562	3 640	12 140	28 265	43 731	186 539	136 711	57 249	29 059	106 120		0	0	0	0	0	1	0	0	1	0	0	1	1
50 965	10 949	33 478	50 160	30 188	245 641	199 815	91 294	48 354	164 818		0	0	0	0	0	0	1	1	1	0	0	0	0
25 281	9 640	14 283	23 894	30 718	268 596	124 277	55 688	36 606	101 458		0	0	0	0	0	0	2	1	1	1	1	1	1
25 180	558	4 812	17 643	22 793	185 915	108 852	54 233	26 187	79 167		0	0	1	0	0	0	2	2	2	2	2	2	2
32 657	3 434	12 558	23 382	21 207	239 689	159 586	63 985	31 063	109 513		0	0	0	0	0	0	1	1	1	0	0	1	1
13 512	1 853	3 944	11 738	9 919	144 930	66 172	32 742	12 008	51 302		0	0	0	0	0	0	0	1	0	0	0	0	0
12 219	10 678	4 948	5 170	19 759	87 262	82 829	27 309	11 560	57 143		0	0	0	0	0	0	0	1	0	0	0	0	0
22 377	5 314	5 378	17 040	18 009	422 271	226 594	91 769	36 569	205 956		0	0	0	0	0	0	1	0	0	0	0	0	0
319 105	424 229	354 615	243 399	356 557	178 342	192 765	232 988	156 141	153 576		2	1	1	1	1	1	1	1	1	1	1	1	1
62 656	75 081	77 591	67 807	82 848	46 462	46 840	57 829	37 268	45 999		2	1	0	1	1	1	1	0	0	1	0	0	0
390 315	536 763	467 333	352 087	420 460	243 662	242 761	388 072	237 082	218 458		1	1	1	0	1	1	1	0	0	0	0	0	0
36 607	49 908	38 403	25 814	36 032	17 729	19 847	23 013	10 648	16 459		1	0	1	1	1	1	1	0	0	0	0	0	0
90 797	80 699	96 705	77 973	113 721	43 258	45 344	78 307	51 882	47 324		1	1	1	0	1	1	1	0	1	1	1	1	0
30 518	34 587	43 324	28 903	31 148	22 201	20 299	27 852	14 068	22 252		1	1	1	1	1	1	1	0	0	1	0	0	0
105 301	77 659	98 202	68 692	113 045	22 273	29 239	76 552	28 006	28 128		1	0	0	0	0	0	0	0	0	0	0	0	0
63 687	37 078	4 701	215 058	578 469	17 861 209	243 087	48 693	274 672	8 354 234		0	3	1	0	0	0	4	6	3	1	3	6	6
55 137	43 509	65 918	129 892	268 279	5 970 526	165 401	76 122	155 552	3 624 305		0	0	0	0	0	0	2	9	0	0	0	0	7
46	796	1 042	3 713	1 316	352 075	7 516	955	6 031	490 192		0	0	0	0	0	0	0	2	0	0	0	0	3
75	388	127	1 188	15 409	865 757	2 061	206	3 286	312 554		0	0	0	0	0	0	8	0	0	0	0	0	6
7 911	189	3 027	8 835	26 174	561 442	11 087	17 035	22 370	198 812		0	0	0	0	0	0	0	3	0	0	0	0	1
32	112	285	2 144	21 273	920 821	4 454	695	4 854	373 290		0	0	0	0	0	0	0	0	0	0	0	0	1
78	178	-	363	295	140 157	1 561	73	1 841	186 351		0	0	0	0	0	0	2	0	0	0	0	4	4
20 552	35 031	25 402	41 134	84 305	2 621 872	55 611	36 803	49 512	762 770		0	0	0	0	0	0	0	6	0	0	0	0	1
105 465	88 168	106 531	116 936	177 814	3 789 671	668 550	83 737	147 562	1 835 438		0	0	0	0	0	0	0	2	0	0	0	0	0
548	134	21	1 316	27 566	474 529	4 262	342	976	294 720		0	0	0	0	0	0	0	0	0	0	0	0	1
40 994	36 145	40 675	136 946	375 774	5 676 512	147 143	84 893	139 806	2 840 097		0	1	0	0	0	1	2	4	0	0	0	0	3
829	552	42	11 493	112 710	1 419 461	10 767	1 034	7 400	695 773		0	0	0	0	0	0	0	0	0	0	0	0	3
181	-	-	7 738	65 775	1 250 956	9 751	861	6 267	591 187		0	0	0	0	0	0	1	0	0	0	0	1	1
672	306	90	5 564	75 985	1 181 236	5 957	776	4 789	402 561		0	0	0	0	0	0	1	3	0	0	0	2	2
38 525	41 229	56 781	97 081	437 540	4 980 924	118 800	102 114	128 269	2 892 343		0	1	0	0	0	0	1	3	5	1	0	1	4
3 617	3 640	4 038	13 847	118 374	2 046 569	12 948	9 177	14 905	794 274		0	0	0	0	0	0	0	0	0	0	0	0	3
1 593	3 242	2 359	2 987	114 702	1 622 020	6 610	4 614	2 813	78 731		0	0	0	0	0	0	1	5	0	0	0	1	1
17 699	28 694	13 767	48 230	30 314	655 048	379 809	21 404	24 381	328 299		0	0	0	0	0	0	0	2	2	0	0	1	1

Hypoxia 3												Spectral counts								
	MCT1	MCT2	MCT3	Ch1	Ch2	Ch3	Ch4	Ch5	Ch6	Hypoxia 1	Hypoxia 2	Hypoxia 3	MCT1	MCT2	MCT3	Ch1	Ch2	Ch3	Ch4	Ch5
152 253	49 085	69 905	138 961	138 943	5 387 001	2 194 577	130 096	175 165	2 740 707	0	0	0	0	0	0	7	6	0	0	4
1 771	826	224	1 157	1 592	88 022	57 224	1 775	2 704	49 714	0	0	0	0	0	0	1	1	0	0	1
621	10	264	356	264	55 210	35 121	536	618	29 224	0	0	0	0	0	0	1	1	0	0	1
4 232	4 283	1 196	28 537	32 663	315 028	155 953	11 439	18 468	138 386	0	0	0	0	0	0	4	2	0	0	2
1 693	657	584	1 116	4 694	434 033	207 975	2 859	4 240	227 995	0	0	0	0	0	0	8	6	0	0	5
3 066	5 265	3 818	2 505	2 082	307 368	103 049	3 625	6 184	127 641	0	0	0	0	0	0	2	0	0	0	0
33 501	24 800	5 775	20 076	36 060	66 213	58 121	25 735	20 069	41 813	0	0	0	0	0	0	0	0	0	1	0
66 324	58 152	25 673	54 119	68 030	149 168	132 315	74 296	57 203	99 599	0	0	0	1	1	0	0	0	1	0	0
379 492	388 914	130 671	337 816	580 738	885 513	700 988	472 643	426 346	600 691	2	1	2	2	1	2	2	2	2	1	2
68 573	104 119	36 584	91 087	63 002	191 547	179 704	112 215	100 938	152 348	0	0	1	1	0	2	1	0	1	1	2
29 710	21 790	6 728	21 452	41 751	58 191	47 260	24 676	19 455	37 220	0	0	1	0	0	0	1	0	0	0	0
114 395	108 172	53 008	96 184	197 739	372 815	191 475	131 056	112 864	197 217	0	0	1	0	0	1	1	1	1	1	0
17 912	17 238	5 536	10 016	20 754	24 587	33 675	15 264	11 724	18 567	0	0	0	0	0	0	1	1	1	0	1
176 766	135 105	126 423	284 725	536 025	6 343 650	1 181 227	129 791	188 391	3 196 620	1	1	2	1	1	2	2	1	1	1	5
55 477	12 679	16 187	111 410	278 568	5 314 318	1 004 526	20 319	75 220	2 922 980	0	1	0	0	0	0	1	3	2	0	3
281 935	152 838	167 138	464 000	882 296	13 261 030	1 776 794	205 297	307 652	6 581 548	0	1	1	0	1	1	1	2	1	0	1
157 622	55 823	7 257	295 011	1 103 332	12 564 955	1 813 355	65 046	195 126	6 518 156	0	3	1	0	0	2	3	6	4	0	5
19 817	20 218	25 697	81 121	79 863	2 138 184	308 613	15 514	37 738	1 220 471	0	0	0	0	0	0	1	4	2	0	4
33 797	16 606	25 604	103 153	167 430	3 295 885	455 952	27 444	58 650	1 352 265	0	1	0	0	0	1	1	3	2	0	1
6 216	2 033	347	16 663	62 026	1 134 957	182 997	1 935	9 661	603 212	0	0	0	0	0	0	2	1	1	0	0
1 363 883	1 506 031	980 424	2 289 781	624 965	621 310	533 758	489 783	402 492	484 722	3	3	4	5	4	4	2	1	2	2	1
1 333 328	1 291 741	847 311	2 168 455	962 414	648 694	446 266	360 580	302 651	424 967	4	3	3	3	2	3	2	2	1	1	1
539 541	621 847	400 971	874 614	330 239	226 596	197 893	147 404	111 875	181 070	2	2	2	2	2	3	1	1	1	1	1
31 101	28 363	18 607	44 980	14 316	12 164	10 938	8 000	4 666	6 809	1	1	1	1	1	1	0	0	0	0	0
470 161	492 118	316 818	743 055	261 043	150 692	158 971	114 453	87 689	121 103	1	3	3	3	2	3	2	1	2	2	1
329 943	417 305	231 405	563 539	240 876	139 986	100 930	80 965	67 998	80 858	4	4	3	4	3	3	2	2	2	1	1
634 048	536 043	363 782	1 029 040	400 536	230 892	206 741	159 790	126 314	181 941	17	18	17	15	12	15	9	0	2	0	0
211 066	130 562	141 727	429 587	170 055	169 292	103 850	100 029	97 994	94 560	0	0	0	0	0	1	0	0	0	0	0
445 642	508 213	311 498	783 781	25 671	57 082	174 326	136 251	113 322	139 145	1	2	3	3	3	3	0	2	1	0	1
142 019	155 639	112 827	248 604	142 345	104 392	56 459	41 945	34 415	53 706	1	1	1	1	0	0	1	0	0	0	0
40 058	8 867	13 256	125 263	83 327	1 974 563	149 994	39 419	63 541	962 553	0	2	0	0	0	1	1	3	1	0	1
11 005	754	2 758	33 739	47 537	635 444	46 145	10 802	17 244	313 577	0	0	0	0	0	1	0	1	2	0	1
74 050	45 375	120 863	225 529	180 493	1 810 859	250 587	159 175	172 907	884 761	0	0	0	0	0	2	1	5	2	0	4
5 243	6 536	4 980	34 114	35 097	390 296	33 199	10 530	15 042	213 037	0	0	0	0	0	0	1	0	0	0	1
844	17	235	3 060	166 944	238 279	11 534	2 089	4 713	108 712	0	0	0	0	0	0	2	0	0	0	2
499 406	750 556	582 675	1 811 080	506 121	491 553	439 467	458 417	348 719	375 573	4	5	3	4	3	7	4	1	3	2	1
204 171	281 750	249 792	868 969	272 332	226 986	176 902	176 679	142 322	144 268	1	2	0	1	1	3	0	0	1	1	0
102 155	189 107	115 467	333 571	107 073	60 313	95 887	75 532	57 958	60 794	0	1	0	1	0	1	0	0	0	0	0
74 114	123 268	91 264	280 017	80 724	57 371	58 940	54 942	40 866	45 861	0	0	0	0	0	0	0	0	1	0	0
62 191	83 614	58 241	184 668	80 082	53 329	56 197	42 814	31 373	43 132	1	0	0	0	0	2	0	2	0	0	0
43 934	67 776	48 475	151 459	47 384	34 519	34 266	32 771	24 933	26 192	0	0	0	0	0	1	1	0	0	0	0
346 043	416 450	280 903	274 415	423 369	262 024	123 946	137 321	204 524	239 057	1	1	1	1	1	1	1	1	1	1	1
41 180	62 078	38 658	45 820	26 303	26 395	25 081	21 633	28 252	28 930	0	1	0	0	0	0	0	0	0	0	0
72 655	63 468	47 041	66 616	44 719	54 559	58 161	43 463	31 461	36 904	1	1	1	1	1	1	0	1	1	1	1
135 876	131 186	100 162	84 915	148 313	89 305	43 091	53 748	68 672	77 741	1	1	1	1	1	1	0	0	0	1	0
54 650	74 405	41 106	42 915	20 299	25 265	32 135	29 518	20 622	21 058	0	0	0	0	0	0	0	0	0	0	1
254 001	160 627	129 026	202 330	131 980	134 302	62 549	120 345	111 263	117 614	0	0	1	0	0	0	0	0	0	0	0
138 953	206 244	234 029	204 006	81 760	96 001	166 026	143 741	115 959	84 111	1	1	0	1	1	1	1	1	1	1	0
464 289	499 232	759 702	630 816	343 507	423 319	486 863	485 638	351 658	457 820	3	2	3	4	5	3	3	1	3	3	2
42 238	62 159	79 051	57 922	21 740	20 191	42 080	40 238	28 259	22 874	1	1	1	1	1	1	0	1	1	1	1
132 921	240 207	307 854	205 627	152 712	91 647	142 796	146 190	94 252	83 760	0	1	0	1	1	1	0	0	1	0	0
31 629	45 917	50 472	34 909	21 775	18 398	36 698	28 967	19 735	18 287	0	0	0	0	0	2	0	1	2	0	1

											Spectral counts											
Hypoxia 3	MCT1	MCT2	MCT3	Ch1	Ch2	Ch3	Ch4	Ch5	Ch6		Hypoxia 1	Hypoxia 2	Hypoxia 3	MCT1	MCT2	MCT3	Ch1	Ch2	Ch3	Ch4	Ch5	Ch6
83 175	68 006	122 670	186 609	205 308	657 586	213 274	206 420	194 164	352 371	0	0	1	0	1	2	1	3	3	3	2	2	3
52 096	66 159	93 817	111 110	133 366	328 242	123 628	111 040	100 021	189 466	0	1	0	0	0	0	1	1	2	1	1	1	1
130 698	140 539	252 841	346 250	380 594	1 151 235	350 428	355 911	342 683	705 931	0	1	0	0	1	1	1	1	2	1	1	1	1
56 167	42 172	62 418	92 744	89 426	181 978	93 419	85 350	81 335	152 499	0	0	0	0	0	0	2	2	3	2	2	2	2
1 301	1 813	4 049	5 017	10 869	28 708	10 529	6 996	6 951	14 771	0	0	0	0	0	0	0	0	1	0	0	0	1
98 620	140 779	90 034	90 801	239 624	615 451	320 664	159 570	123 037	355 582	0	0	0	0	0	0	0	0	1	0	0	0	1
1 280	307	479	9 132	27 053	477 983	6 708	4 127	3 918	214 040	0	0	0	0	0	0	0	2	0	0	0	0	2
433	1 500	1 723	6 861	14 478	658 483	5 402	3 170	4 422	258 299	0	0	0	0	0	0	0	1	0	0	0	0	1
2 161	3 082	4 009	5 506	5 236	103 801	10 442	3 664	4 893	68 622	0	0	0	0	0	0	0	0	1	0	0	0	1
-	-	-	157	2 180	83 684	385	-	97	39 498	0	0	0	0	0	0	0	0	0	0	0	0	1
417	362	446	2 038	3 531	189 555	9 281	815	1 089	80 552	0	0	0	0	0	0	0	3	0	0	0	0	2
107 433	49 963	78 573	101 291	141 461	213 374	124 980	97 122	79 232	134 883	1	1	1	0	1	0	2	1	1	1	1	1	1
91 319	32 009	74 913	87 758	133 268	181 505	136 510	94 790	77 188	136 322	0	1	0	0	1	0	1	1	0	0	0	0	1
31 639	8 040	20 906	29 900	49 961	84 656	47 141	29 902	21 197	77 426	0	0	0	0	0	0	1	1	1	0	0	0	0
60 778	23 891	49 156	59 426	107 553	125 388	102 052	71 982	53 750	135 744	0	0	0	0	0	0	0	0	0	0	0	0	1
45 146	57 462	43 888	55 552	78 439	22 657	21 385	30 584	31 586	20 501	0	0	0	0	0	1	0	0	0	0	0	0	0
76 065	79 469	55 266	108 845	54 186	60 505	36 465	37 136	33 731	30 219	1	1	1	1	1	1	1	0	1	1	1	1	1
133 389	121 924	81 772	206 393	94 394	76 800	52 905	60 853	62 564	42 314	2	1	2	2	2	2	2	1	1	1	1	1	1
145 339	127 612	106 875	225 278	115 425	97 270	62 649	70 214	70 783	49 054	2	2	2	2	2	2	2	0	0	1	0	1	0
97 507	99 515	83 038	129 900	88 028	69 093	70 194	60 513	64 352	71 259	0	0	1	0	0	0	2	0	0	0	0	0	0
32 501	28 979	15 434	52 157	17 341	19 969	14 348	15 156	14 176	10 795	0	1	0	0	0	0	0	0	0	0	0	0	0
81 994	58 662	58 700	138 907	71 849	44 531	41 013	43 601	43 676	44 395	2	0	1	0	1	2	2	0	0	0	0	0	0
80 020	1 052	1 105	60 553	18 956	165 995	96 269	46 725	36 580	79 599	0	0	1	0	0	1	0	1	1	1	1	1	1
9 088	1 190	402	6 221	1 842	22 162	11 368	0	5 254	4 947	0	0	0	0	0	0	0	1	0	0	0	0	0
51 954	4 759	1 061	41 729	7 744	96 562	72 363	35 119	26 745	65 102	0	0	1	0	0	0	0	1	1	0	0	0	1
36 724	138	40	24 668	4 870	64 722	42 083	18 214	15 286	42 970	0	0	0	0	0	0	0	1	0	0	0	0	0
14 169	154	292	12 449	910	47 354	29 279	10 304	7 119	31 960	0	0	0	0	0	0	0	0	0	1	0	0	0
11 389	38 233	14 912	56 433	11 425	2 962	9 901	6 555	7 265	4 795	1	0	0	1	0	1	0	0	0	0	0	0	0
6 693	42 998	15 573	46 771	16 582	1 306	4 803	3 526	2 893	3 487	0	0	0	1	0	0	0	0	0	0	0	0	0
36 616	86 998	45 675	139 607	29 683	21 435	23 525	20 321	21 902	15 041	0	0	0	0	0	1	0	0	0	0	0	0	0
39 101	108 812	30 459	115 682	34 347	2 018	13 340	12 187	12 080	10 008	0	0	0	0	0	0	1	0	0	0	0	0	0
7 187	29 777	18 543	44 073	20 372	14 490	8 359	6 013	7 109	6 712	0	0	0	0	0	1	0	0	0	0	0	0	0
7 974	66	17	5 600	8 486	277 454	50 249	5 348	9 398	146 161	0	0	0	0	0	0	0	2	1	0	0	2	
242 018	185 923	130 270	214 879	145 792	74 385	65 715	62 608	60 467	63 710	0	0	0	0	0	0	0	0	1	0	0	0	0
12 338	9 230	11 094	10 797	24 939	492 411	58 968	10 885	10 885	109 221	0	0	0	0	0	0	0	2	1	0	0	0	1
267	33	8	-	-	104 711	18 535	557	2 514	52 217	0	0	0	0	0	0	0	0	0	0	0	0	1
59	-	-	-	-	25 363	1 852	-	80	9 572	0	0	0	0	0	0	0	2	0	0	0	0	2
5 921 835	3 954 081	7 637 982	8 365 029	7 052 520	10 489 004	11 405 402	9 189 869	8 163 978	9 233 714	0	0	0	1	0	0	0	0	0	0	0	0	0
482 124	266 633	236 830	511 560	480 743	1 055 556	901 218	816 298	860 173	895 592	1	6	2	0	0	0	2	1	1	3	2	2	2
452 852	232 913	210 064	474 003	699 561	1 422 622	1 147 676	1 041 523	1 031 569	1 178 224	4	3	1	0	0	0	4	2	0	2	3	5	5
336 801	363 943	341 989	305 107	326 531	377 468	241 028	260 852	313 071	246 527	0	0	0	0	1	0	0	0	0	0	0	0	0
22 092	7 609	34 496	26 402	254 273	50 828	50 097	43 330	46 748	45 628	0	0	0	0	1	0	0	0	0	0	0	0	0
73 867	396 351	32 742	264 079	1 163 192	1 582 037	1 662 530	1 921 104	1 744 863	2 236 217	0	1	0	0	0	0	7	0	0	6	5	4	4
281 772	153 945	196 456	301 290	319 386	510 847	352 017	338 857	310 918	264 552	4	4	4	1	2	4	5	6	4	4	4	4	4
1 015 167	732 535	1 400 334	1 934 163	1 075 231	2 359 886	1 873 931	1 852 871	2 543 415	2 414 959	1	2	2	2	2	4	2	2	4	2	3	3	3
307 144	214 195	363 544	579 863	413 311	904 010	727 909	588 683	806 816	865 693	1	3	2	1	2	2	2	0	2	2	2	2	1
168 211	120 752	215 193	358 578	249 532	541 177	417 635	345 314	509 808	487 225	1	2	2	2	3	3	3	2	2	3	4	2	2
551 968	420 134	759 940	998 194	822 553	1 425 942	872 419	917 857	1 517 870	1 204 016	2	2	3	3	3	3	3	3	3	3	3	2	3
187 058	126 414	247 189	541 900	305 555	887 160	328 981	480 602	892 673	522 163	1	5	1	1	3	4	1	1	0	0	0	0	0
546 427	644 327	615 513	648 943	657 921	489 972	478 991	381 193	437 426	397 039	1	1	1	1	1	1	1	1	1	1	1	1	1
37 593	51 431	50 840	66 383	25 268	45 453	49 397	23 393	24 168	28 538	0	0	0	1	1	1	0	0	0	0	0	0	0
13 155	16 857	13 830	26 627	15 150	12 111	16 463	8 824	10 870	11 791	3	2	2	2	2	3	3	1	1	0	0	0	1

												Spectral counts									
Hypoxia 3	MCT1	MCT2	MCT3	Ch1	Ch2	Ch3	Ch4	Ch5	Ch6	Hypoxia 1	Hypoxia 2	Hypoxia 3	MCT1	MCT2	MCT3	Ch1	Ch2	Ch3	Ch4	Ch5	Ch6
6 880	6 690	4 981	11 713	5 140	5 813	7 080	2 251	3 886	2 836	1	0	1	0	0	2	1	0	1	0	1	0
717 281	254 022	1 051 705	2 850 105	1 009 840	11 125 211	3 313 093	2 905 758	3 785 629	7 218 058	2	5	4	0	3	4	1	0	1	5	5	0
41 473	10 969	136 392	398 385	85 291	2 009 044	482 491	363 370	526 630	1 134 405	0	1	0	0	2	0	0	1	0	2	0	0
338 797	183 119	502 450	485 257	1 135 457	1 638 202	917 557	1 123 868	1 213 477	1 672 115	0	1	0	0	0	0	2	1	0	1	1	1
109 876	122 181	117 646	130 705	83 607	90 578	71 922	111 678	140 186	100 443	0	0	0	0	1	1	0	0	0	1	1	1
119	-	17	-	882	5 171	1 268	10 320	7 632	58 985	0	0	0	0	0	0	0	0	0	0	0	3
27 415	43 504	56 981	385 119	472 846	9 938 784	372 445	73 626	79 834	4 824 065	0	0	0	0	0	0	0	10	0	0	0	7
7 176	3 947	3 773	63 036	39 802	1 579 745	44 317	28 407	42 296	540 988	0	0	0	0	0	1	0	2	0	0	0	1
18 138	8 552	12 578	85 661	150 115	2 420 614	388 611	123 903	93 425	885 895	0	0	0	0	0	0	5	0	0	0	0	2
1 453	1 425	697	4 179	11 038	222 162	1 548	2 620	7 336	90 700	0	0	0	0	0	0	3	0	0	0	0	2
119 724	39 825	32 446	328 721	770 112	3 810 532	244 900	152 051	168 460	1 509 045	0	2	1	0	1	3	4	7	2	2	2	4
24 733	7 555	10 036	53 268	113 829	446 793	49 670	28 014	28 598	259 844	0	0	0	0	0	0	1	1	0	0	0	1
49 857	25 318	20 211	172 364	528 822	2 150 000	166 447	99 683	135 197	1 338 268	0	2	0	0	0	2	10	13	0	1	2	11
68 484	15 109	10 414	287 106	474 115	1 967 133	135 358	69 708	100 042	1 157 747	0	0	0	0	0	0	2	10	0	0	0	8
19 093	3 379	3 694	46 739	130 719	479 055	39 126	21 689	27 681	295 816	0	0	0	0	0	0	2	0	0	0	0	2
346 043	416 450	280 903	274 415	423 369	262 024	123 946	137 321	204 524	239 057	1	1	1	1	1	1	1	1	1	1	1	1
41 180	62 078	38 658	45 820	26 303	26 395	25 081	21 633	28 252	28 930	0	1	0	0	0	0	0	0	0	0	0	0
135 876	131 186	100 162	84 915	148 313	89 305	43 091	53 748	68 672	77 741	1	1	1	1	1	1	0	0	0	0	1	0
53 089	66 656	43 202	42 595	65 794	35 428	18 740	15 789	32 626	39 837	1	1	1	1	0	0	1	0	0	0	1	0
23 938	42 406	26 013	31 788	22 036	16 339	16 216	14 155	19 508	20 351	1	0	0	0	1	0	0	0	0	0	0	0
46 202	75 511	56 429	76 923	69 450	46 043	49 294	32 348	25 081	34 793	1	1	0	0	0	0	1	0	0	1	0	0
18 222	18 121	34 614	24 741	55 642	69 256	83 550	50 333	44 416	59 306	0	0	0	0	0	0	0	1	0	0	0	0
63 085	125 897	94 930	90 864	122 443	58 816	57 061	57 163	47 823	45 159	0	0	0	0	0	0	1	0	0	0	0	0
9 134	14 058	13 338	13 338	15 428	10 464	8 278	7 960	5 913	5 768	0	0	0	1	0	0	0	0	0	0	0	0
101 027	105 501	68 815	96 057	97 997	34 845	50 672	42 221	47 964	40 451	1	1	1	2	1	1	1	0	1	0	1	0
150 481	148 453	109 124	130 977	153 620	53 033	77 795	64 438	71 916	59 368	1	1	0	1	0	0	0	0	0	0	0	0
9 651	14 600	7 711	9 065	15 240	1 715	3 023	3 524	5 489	2 708	0	1	0	0	0	0	0	0	0	0	0	0
24 515	21 401	26 169	13 762	21 224	2 011	6 324	11 049	14 809	6 932	0	0	0	0	1	0	0	0	0	0	0	0
18 222	18 121	34 614	24 741	55 642	69 256	83 550	50 333	44 416	59 306	0	0	0	0	0	0	1	0	0	0	0	0
64 296	119 451	89 332	105 969	101 652	48 550	81 696	64 430	59 839	44 537	1	0	0	1	0	0	0	1	0	0	0	0
20 186	42 409	22 564	33 995	49 940	11 307	18 385	15 884	14 183	11 474	1	1	1	2	1	1	1	0	0	0	0	0
38 120	67 562	44 480	54 222	51 499	17 525	32 865	31 621	27 981	23 364	1	1	1	1	0	1	0	0	0	0	0	0
56 714	62 209	83 350	44 390	42 322	66 271	47 292	42 216	31 023	44 412	1	1	1	0	1	0	0	1	0	0	0	0
173 455	190 089	227 126	180 672	116 021	172 818	128 744	139 548	134 837	124 442	1	1	0	0	1	1	0	0	0	1	0	0
93 877	101 989	124 237	72 865	52 220	102 256	86 420	71 272	51 735	74 001	1	1	1	1	1	1	0	1	1	0	0	1
37 029	51 714	58 419	35 998	46 011	45 019	36 901	32 478	32 216	35 832	1	0	0	0	0	0	0	0	0	0	0	0
119 887	60 325	93 613	95 846	202 126	283 962	150 526	129 110	104 626	175 716	2	1	2	0	1	1	2	2	2	2	1	2
39 603	42 902	42 479	47 591	130 964	95 520	69 400	47 974	42 035	66 168	0	0	0	0	0	0	1	1	0	0	0	1
11 887	2 929	6 838	8 959	10 078	26 908	16 609	10 798	8 262	18 967	0	0	0	0	0	0	0	0	0	0	0	1
18 448	6 528	11 534	14 747	26 069	46 691	24 201	19 338	14 946	27 363	0	1	0	0	0	0	1	2	1	1	1	1
42 484	54 813	14 941	73 074	176 436	204 833	158 475	52 358	55 514	167 939	0	0	0	0	0	0	0	1	1	0	0	1
5 287	360	609	3 183	3 368	83 516	46 822	10 212	9 377	45 966	0	0	0	0	0	0	0	0	1	0	0	0
821	459	1 467	4 210	2 976	25 318	16 279	5 185	3 502	14 579	0	0	0	0	0	0	0	0	1	0	0	0
473	-	219	125	281	14 004	8 901	1 508	930	4 363	0	0	0	0	0	0	0	0	1	0	0	0
130 162	88 682	79 285	198 732	66 399	37 767	38 211	47 587	28 696	26 025	0	0	1	1	1	1	1	0	0	0	0	0
54 419	28 236	29 248	77 992	29 946	12 526	15 019	16 384	13 637	12 416	0	0	0	1	2	2	0	0	0	1	0	0
16 478	15 947	17 038	31 875	7 263	5 652	5 643	8 565	5 413	4 340	0	0	0	0	1	0	0	0	0	0	0	0
15 127	7 328	10 337	19 119	3 974	4 809	3 622	2 956	2 606	1 001	0	0	0	0	0	1	0	0	0	0	0	0
10 858 916	7 636 737	13 433 783	12 873 229	13 541 372	18 354 898	15 592 912	15 092 952	13 966 942	14 764 266	0	0	0	0	0	0	0	0	1	0	0	0
3 501	7 942	15 031	28 091	584 545	195 993	14 438	18 279	239 066		0	0	0	0	0	0	1	1	0	0	0	1
9 283	1 282	17 544	1 451	15 197	215 909	84 087	13 734	8 778	120 342	0	0	0	0	0	0	1	1	0	0	0	0
13	-	-	38	2 714	128 592	44 228	56	7	57 442	0	0	0	0	0	0	1	1	0	0	0	2

Hypoxia 3												Spectral counts									
	MCT1	MCT2	MCT3	CH1	CH2	CH3	CH4	CH5	CH6	Hypoxia 1	Hypoxia 2	Hypoxia 3	MCT1	MCT2	MCT3	CH1	CH2	CH3	CH4	CH5	CH6
5 783 006	3 629 536	7 721 911	9 044 226	8 091 049	14 023 331	11 851 317	10 514 942	9 694 363	9 770 117	0	0	0	0	0	0	1	0	0	0	0	0
3 069 339	225 781	548 474	2 998 849	1 285 133	15 032 664	8 590 223	2 411 673	1 961 121	7 415 367	0	0	0	1	2	0	0	0	0	0	0	0
147 055	132 339	89 874	133 665	109 243	47 455	31 030	77 462	56 703	52 774	0	1	0	0	1	0	0	0	0	0	0	0
1 078 359	1 453 900	737 114	761 923	1 431 829	1 827 583	2 498 215	1 752 460	1 672 399	2 667 383	2	3	3	2	2	1	3	3	1	2	1	2
344 852	271 513	281 040	656 578	534 335	582 138	563 236	598 153	872 800	542 123	0	0	0	0	0	0	2	0	0	0	0	0
735 195	821 574	636 276	844 297	1 424 243	1 941 726	1 501 289	1 030 152	1 357 251	1 174 291	4	5	2	5	3	1	4	3	5	3	5	4
618 611	1 130 234	1 215 365	1 948 838	2 445 548	2 892 518	1 938 120	1 767 307	2 144 415	2 588 613	2	3	2	2	1	3	4	3	3	4	3	4
152 822	291 031	340 100	599 732	861 513	1 000 945	621 401	555 634	643 500	808 110	1	2	0	0	0	0	2	0	1	1	1	1
71 243	92 794	100 022	199 633	265 418	264 629	193 056	161 371	179 209	235 253	0	0	0	0	0	1	0	0	0	0	1	1
40 994	36 145	40 675	136 946	375 774	5 676 512	147 143	84 893	139 806	2 840 097	0	0	0	0	0	0	1	0	0	0	0	0
19 512	22 507	33 120	37 360	74 009	144 733	73 384	62 196	59 292	99 140	0	0	0	0	0	0	1	0	0	0	0	0
8 444	6 785	12 882	15 859	30 208	65 896	33 702	23 832	22 516	44 120	0	0	0	0	0	0	0	0	1	0	0	1
2 998	1 967	2 217	6 783	5 527	38 036	16 717	8 051	8 639	19 304	0	0	0	0	0	0	1	0	0	0	0	0
158 598	242 743	222 660	163 531	308 443	45 794	82 825	151 992	101 922	64 006	1	1	1	1	0	0	1	0	0	0	0	0
20 869	31 736	26 375	24 272	47 359	6 198	15 588	22 268	10 601	7 979	1	1	0	0	0	1	0	0	0	0	0	0
19 761	34 543	28 756	21 704	49 136	6 091	11 914	18 664	10 579	8 921	0	0	0	1	0	0	0	0	0	0	0	0
502 635	241 302	204 273	477 370	461 377	2 592 847	1 309 608	402 087	368 806	1 371 687	0	1	1	0	0	0	0	0	0	1	0	0
44 505	40 963	41 263	49 573	67 387	68 123	74 171	44 963	40 427	59 549	0	0	0	0	0	0	1	0	0	0	1	1
321 464	262 042	282 239	337 915	563 565	619 807	512 408	429 112	304 072	467 937	2	2	1	2	2	1	2	2	2	2	1	2
464 302	305 912	235 409	285 310	436 933	828 135	698 929	476 532	650 807	696 848	2	2	2	1	1	2	1	2	2	2	2	2
73 883	16 494	25 309	47 422	57 453	102 479	126 629	77 154	91 740	112 570	1	2	1	1	2	2	2	4	3	2	2	2
95 787	43 416	39 406	59 278	135 966	235 154	141 915	103 631	140 232	182 873	0	1	1	0	1	0	1	1	1	1	1	1
288 764	381 096	433 995	180 966	462 171	565 925	630 599	532 918	677 015	526 504	1	1	1	1	1	1	1	2	1	1	1	1
18 259	12 177	21 767	12 178	13 202	34 667	54 224	42 649	55 141	49 432	0	1	1	1	1	1	1	1	1	1	1	1
55 742	82 743	76 999	40 749	83 548	95 827	111 064	108 008	163 399	122 464	0	0	0	0	0	0	0	0	0	0	1	0
578 401	48 123	139 637	799 353	313 334	2 680 913	1 472 848	575 611	569 764	1 411 741	0	0	0	0	1	0	0	0	0	0	2	0
29 034	29 644	41 809	77 490	58 194	48 736	154 861	67 277	79 344	53 383	0	0	0	0	0	0	0	1	0	0	0	0
23 736	25 172	40 914	77 860	55 447	64 204	135 998	56 270	70 382	68 464	0	0	0	0	0	1	0	0	0	0	0	0
63 780	97 153	113 244	159 269	154 403	133 885	244 938	189 386	219 802	167 582	0	0	0	1	1	1	0	2	1	1	1	1
132 041	112 168	165 050	291 895	345 583	213 288	379 801	267 336	416 556	257 062	1	1	0	0	0	2	0	2	2	2	0	0
132 041	112 168	165 050	291 895	345 583	213 288	379 801	267 336	416 556	257 062	1	0	0	1	2	2	0	2	1	2	1	1
314 648	320 511	223 402	272 554	296 810	145 952	138 151	171 841	138 707	130 403	0	1	0	0	0	0	0	0	0	0	0	0
159 896	97 930	89 042	139 810	89 779	40 276	40 766	52 382	42 708	41 966	1	1	1	1	1	1	0	0	1	0	0	0
43 700	27 568	20 108	34 344	23 654	9 795	10 530	13 783	7 619	8 682	0	0	1	0	0	0	0	0	0	0	0	0
396 962	586 463	530 243	396 790	320 410	488 468	388 888	269 711	291 796	332 863	1	1	1	1	1	1	1	1	1	1	1	1
235 063	348 965	291 127	245 168	144 296	239 158	286 224	158 668	152 743	337 652	1	1	0	0	0	0	0	0	0	0	0	0
59 258	87 378	58 159	33 519	52 727	26 660	22 686	25 667	23 337	40 512	0	0	1	1	1	0	0	0	0	0	0	1
68 211	101 954	85 972	50 411	46 912	67 364	18 948	35 909	28 285	45 489	1	1	0	0	1	0	0	0	0	0	0	0
723 789	1 130 125	648 892	647 849	810 211	374 498	113 305	315 762	613 532	441 246	0	0	0	0	0	0	1	0	0	0	0	0
37 695	4 763	5 473	17 161	30 902	281 602	94 572	16 071	13 932	153 622	0	0	1	0	0	0	2	1	0	0	0	1
17 801	1 222	13 455	22 438	3 726	148 067	65 832	15 007	25 980	79 977	0	0	0	0	0	0	1	0	0	0	0	1
33 432	477	974	11 650	3 294	270 170	83 452	5 466	7 270	109 034	0	0	0	0	0	0	1	1	0	0	0	1
164 732	165 225	179 570	216 330	106 712	110 401	166 970	88 836	97 706	93 681	2	2	2	2	2	2	1	1	0	1	1	1
133 398	114 013	127 362	169 980	90 352	86 145	142 165	79 706	82 297	85 995	1	1	1	1	1	1	1	0	1	1	0	0
50 945	37 511	63 046	80 461	39 868	45 448	48 294	32 169	45 602	33 829	0	0	0	0	0	1	0	1	0	0	0	0
8 222	5 986	6 585	8 959	5 951	3 811	8 089	3 119	3 650	3 363	0	1	1	0	1	2	0	0	1	0	0	0
162 279	102 705	262 943	297 235	97 908	47 215	155 938	129 221	126 640	79 796	0	0	0	0	1	1	0	0	1	0	0	0
40 212	22 303	76 524	84 758	29 181	18 993	37 362	34 802	32 167	23 167	1	1	0	0	1	1	0	0	0	1	1	0
83 146	38 010	135 783	138 378	61 562	19 755	77 382	59 915	50 843	37 111	0	0	0	0	1	1	0	0	0	0	0	0
1 743	0	341	4 227	10 078	346 001	164 821	1 710	3 217	162 180	0	0	0	0	0	0	1	1	0	0	0	1
-	-	-	554	419	47 500	30 718	107	304	24 512	0	0	0	0	0	0	1	1	0	0	0	1
26	-	121	1 280	-	2 088	32 695	1 338	4 166	31 637	0	0	0	0	0	0	0	1	0	0	0	1

											Spectral counts												
Hypoxia 3	MCT1	MCT2	MCT3	Ch1	Ch2	Ch3	Ch4	Ch5	Ch6		Hypoxia 1	Hypoxia 2	Hypoxia 3	MCT1	MCT2	MCT3	Ch1	Ch2	Ch3	Ch4	Ch5	Ch6	
137 640	135 100	118 321	221 427	133 744	115 164	112 696	95 845	94 520	103 545		1	2	1	2	1	2	1	1	1	1	1	1	1
27 563	38 526	32 000	54 367	32 135	26 737	27 880	21 940	22 905	26 360		0	0	0	0	0	1	0	0	0	0	0	0	0
31 063	37 507	22 777	45 050	23 253	20 768	21 347	17 947	18 340	19 175		0	0	0	0	0	1	0	0	0	0	0	0	0
82 043	72 883	35 576	96 701	100 343	199 539	198 820	111 878	92 134	154 058		0	1	1	1	1	1	1	1	2	1	1	1	1
14 413	11 838	1 877	21 016	14 298	40 369	54 459	25 301	19 263	34 702		0	0	0	0	0	0	0	0	1	1	1	0	1
34 809	27 803	16 075	74 039	109 569	281 186	165 932	111 329	91 218	131 125		1	0	0	0	1	1	1	0	1	1	1	0	1
37 478	54 787	41 403	40 480	46 209	41 757	30 138	32 184	26 182	36 139		1	0	1	0	2	1	0	0	0	1	1	1	1
28 865	41 794	35 676	40 266	27 656	31 963	28 968	32 072	29 704	33 525		0	0	0	0	0	1	0	0	0	0	0	0	0
14 478	22 369	22 047	17 719	19 456	19 398	13 570	15 274	14 066	15 236		1	1	1	0	0	0	0	1	1	1	1	0	0
172 415	304 039	214 296	428 902	249 246	154 770	166 896	130 996	133 240	141 190		1	0	1	2	1	2	1	0	1	0	0	0	0
18 184	29 652	15 529	49 486	23 036	10 761	14 369	10 011	8 856	12 080		0	0	0	0	1	0	0	0	0	0	0	0	0
10 036	20 401	13 465	29 551	7 778	5 451	12 396	7 699	11 171	9 555		0	0	0	0	0	1	0	0	0	0	0	0	0
138 114	45 497	123 776	155 104	68 405	357 200	312 164	256 243	176 621	220 133		0	0	1	0	1	0	0	1	1	1	1	1	1
79 439	5 647	68 413	52 544	48 782	314 726	245 412	200 750	158 634	240 534		0	0	0	0	0	0	2	3	2	3	2	3	3
16 938	22 007	21 068	16 667	67 653	49 261	52 664	22 393	26 161	41 668		0	0	0	0	0	0	0	0	0	0	0	1	1
38 771	36 884	21 665	31 608	34 009	9 712	16 895	12 337	10 682	12 370		1	0	1	1	1	1	0	0	0	0	0	0	0
26 161	25 484	16 381	24 177	38 009	8 603	12 850	7 727	8 380	6 901		0	1	0	1	1	1	0	0	0	0	0	0	0
5 289	2 711	2 620	3 569	3 244	183	2 069	879	1 359	472		0	0	0	0	0	1	0	0	0	0	0	0	0
68 450	139 775	97 062	65 250	60 766	31 422	73 477	50 996	50 711	31 431		0	0	0	1	1	0	0	0	0	1	0	0	0
107 836	157 235	138 286	54 932	97 805	42 747	61 223	63 408	55 897	51 360		0	0	0	1	0	0	0	0	0	0	0	0	0
71 320	157 213	97 786	51 253	117 776	36 756	41 900	61 855	44 802	36 073		2	1	1	2	1	1	2	0	1	1	1	1	0
6 106	3 092	1 880	7 442	36 639	513 345	215 053	13 463	17 155	262 820		0	0	0	0	0	0	1	2	0	0	0	1	1
2 313	827	742	1 724	21 816	531 100	169 064	2 169	945	261 621		0	0	0	0	0	0	0	0	1	1	0	0	1
314	1 014	385	557	17 316	42 610	17 710	419	645	25 707		0	0	0	0	0	0	0	1	0	0	0	0	0
585	176	185	14 047	1 650	194 933	56 483	911	450	48 110		0	0	0	0	0	0	0	0	0	0	0	0	1
8 238	12 297	6 294	15 572	7 050	188 817	49 066	18 717	16 224	53 235		0	0	0	0	0	0	0	1	0	0	0	0	0
28 469	11 343	7 473	30 337	137 475	151 389	32 129	12 084	18 151	82 436		0	0	0	0	0	0	1	1	0	0	0	0	1
37 586	31 530	30 053	42 771	190 062	218 181	54 004	35 918	38 715	126 684		0	0	0	0	0	0	1	1	0	0	0	0	0
280	-	98	1 269	8 686	13 354	2 945	437	871	8 123		0	0	0	0	0	0	0	1	0	0	0	0	0
804	235	478	604	3 696	401 096	3 011	2 190	3 201	148 356		0	0	0	0	0	0	0	1	0	0	0	0	0
289	-	-	1 788	782	119 677	2 574	4 710	685	44 693		0	0	0	0	0	0	2	0	0	0	0	0	1
-	-	-	451	229	170 206	247	244	-	92 404		0	0	0	0	0	0	2	0	0	0	0	0	1
1 032	1 320	2 056	651	2 734	205 364	1 272	2 146	2 253	84 973		0	0	0	0	0	0	0	1	0	0	0	0	1
231	819	-	517	143	88 548	12 926	11 561	3 372	32 169		0	0	0	0	0	0	0	1	0	0	0	0	0
313 379	383 712	390 221	315 617	423 882	835 948	717 930	482 245	476 762	603 483		0	0	0	1	0	1	1	2	1	2	1	2	2
275 788	383 134	347 698	280 537	397 559	763 070	673 073	502 246	510 126	572 662		1	1	0	1	0	0	1	3	1	3	1	2	2
145 686	33 708	40 661	186 397	193 908	2 876 396	483 849	117 310	114 848	1 477 678		0	0	1	0	1	1	1	4	2	1	1	1	1
56 213	23 554	20 873	95 317	91 554	1 665 081	284 069	60 543	58 143	838 968		0	1	1	0	0	2	1	4	1	0	1	3	3
464 052	377 083	255 800	373 382	301 518	320 829	333 322	232 022	167 121	231 392		0	0	0	0	0	1	0	0	0	0	0	0	1
171 314	80 119	72 284	108 218	34 733	51 889	104 604	77 908	77 643	72 643		9	8	12	7	6	6	2	3	7	5	1	3	3
151 270	1 108 014	140 987	88 053	1 166 415	844 443	708 764	926 714	870 480	759 346		0	0	0	0	0	0	0	1	0	0	0	0	0
1 116	1 296	2 695	3 127	2 676	177 074	71 804	1 902	2 211	76 719		0	0	0	0	0	0	0	1	1	0	0	1	1
15 450	25 019	12 536	28 726	43 568	1 150 582	458 677	19 663	27 301	504 465		0	0	0	0	0	0	3	2	0	0	0	2	2
51 111	89 818	209 138	115 492	51 537	30 285	92 813	102 667	61 149	43 350		1	1	0	1	0	0	1	0	0	0	0	0	0
40 685	76 361	189 790	96 537	24 204	10 582	50 243	70 667	36 616	21 926		1	1	0	1	2	1	0	0	0	1	0	0	0
1 622 973	1 054 562	1 723 521	2 546 515	2 051 717	3 307 552	3 231 661	2 747 659	2 427 229	2 728 598		2	4	2	0	1	2	6	6	4	6	5	5	5
22 501	7 594	27 744	43 024	7 778	63 924	77 932	58 340	49 004	70 258		0	0	0	0	0	0	0	1	2	0	1	1	1
42 820	29 044	49 881	139 769	48 309	188 125	233 897	101 095	157 305	180 509		0	1	1	0	0	1	1	2	2	1	2	1	1
167 680	64 510	273 971	701 579	265 382	1 081 177	933 175	518 893	835 561	866 380		1	0	0	0	0	2	0	2	2	1	3	2	2
52 763	114 623	85 434	60 608	73 119	43 260	58 424	47 592	39 121	34 693		0	0	0	1	1	0	1	1	0	1	1	1	1
71 541	95 289	77 249	100 635	55 695	50 522	69 775	73 795	59 175	58 927		1	0	0	0	0	0	0	0	0	1	0	0	0
318 235	67 262	78 605	438 523	56 624	53 191	74 945	64 464	44 599	39 826		0	0	0	0	0	0	1	0	0	1	0	0	0

												Spectral counts											
Hypoxia 3	MCT1	MCT2	MCT3	Ch1	Ch2	Ch3	Ch4	Ch5	Ch6	Hypoxia 1	Hypoxia 2	Hypoxia 3	MCT1	MCT2	MCT3	Ch1	Ch2	Ch3	Ch4	Ch5	Ch6		
75 633	76 150	70 037	131 182	119 535	38 068	41 266	53 019	50 815	38 599	1	1	0	1	1	1	1	0	0	0	0	0		
4 129	7 459	7 618	5 796	6 707	239 864	93 265	5 246	6 257	119 063	0	0	0	0	0	0	0	1	1	0	0	1		
429	37	30	1 049	6 943	162 942	64 756	979	806	81 402	0	0	0	0	0	0	0	1	1	0	0	0		
752 812	499 804	296 087	882 661	609 983	869 747	1 170 452	878 320	895 959	780 901	0	0	0	1	1	0	0	0	0	0	0	0		
15 075	27 659	13 885	16 143	24 415	7 703	9 243	11 937	5 245	5 001	0	0	0	1	0	0	0	0	0	0	0	0		
8 478	12 152	10 331	18 279	32 245	755 176	249 362	9 945	19 257	310 779	0	0	0	0	0	0	0	1	2	0	0	1		
2 907	8 794	5 341	3 278	22 287	221 776	106 210	7 561	6 103	121 338	0	0	0	0	0	0	0	1	1	0	0	1		
32 199	5 092	16 798	28 899	23 573	130 506	43 697	37 201	24 835	72 935	0	0	1	0	1	1	0	0	1	0	0	1		
21 175	1 291	10 922	19 005	15 242	77 860	34 021	26 309	15 398	54 512	0	0	0	0	0	0	0	1	0	0	0	1		
7 457	13 507	6 531	13 614	16 134	337 126	65 409	8 389	12 637	181 546	0	0	0	0	0	0	0	2	1	0	0	2		
1 327	1 749	1 887	3 447	69 505	7 770	2 502	1 520	16 432	0	0	0	0	0	0	0	0	1	6	0	0	0		
111 976	91 790	59 729	96 684	87 479	80 092	68 826	63 645	58 274	67 209	0	0	0	0	0	1	0	0	0	0	0	0		
9 682	5 740	3 293	9 849	6 923	4 840	2 881	2 752	3 571	3 421	0	0	0	0	0	1	0	0	0	0	0	0		
248 498	98 734	197 110	301 289	210 600	424 352	335 611	343 850	250 344	333 272	0	0	0	0	0	0	0	1	0	0	0	0		
158 932	39 531	60 764	170 120	135 667	486 517	276 539	119 812	138 370	302 280	0	0	1	0	0	0	0	1	1	0	0	0		
50 991	14 913	17 845	60 631	20 754	183 520	130 839	82 934	48 321	119 448	0	0	0	0	0	0	0	1	0	0	0	1		
206 143	55 892	48 120	156 503	151 095	852 213	386 253	172 549	257 715	491 893	0	2	2	1	1	2	2	3	3	2	3	3		
9 668	1 274	1 125	4 484	1 612	57 249	22 891	10 623	16 502	34 941	0	0	0	0	0	0	0	2	1	0	0	1		
13 851	881	446	12 728	4 711	62 223	24 116	10 938	19 977	39 417	0	0	1	0	0	1	0	0	1	0	0	1		
720	-	-	1 847	-	4 817	58 226	4 259	7 478	40 109	0	0	0	0	0	0	0	0	2	0	1	1		
22 111	16 701	17 584	10 391	19 229	73 591	57 868	16 041	20 380	46 442	0	0	0	0	0	0	0	0	1	0	0	0		
249 200	15 574	54 428	516 437	108 793	1 016 533	445 883	240 262	291 606	540 613	0	0	2	0	0	3	1	2	2	1	2	2		
64 110	353	986	117 131	9 942	233 725	158 309	78 795	66 212	94 506	0	0	0	0	0	1	0	1	2	1	1	0		
15 964	18 042	15 691	19 292	16 393	10 998	15 102	10 660	10 644	10 644	0	1	0	0	0	0	0	0	0	0	0	0		
72 766	101 028	92 429	86 172	75 420	52 783	68 155	72 101	53 763	42 170	0	1	0	1	1	1	0	0	0	0	1	0		
106 124	177 696	150 581	107 360	103 307	96 355	96 752	75 705	84 286	77 593	0	0	0	1	1	0	0	0	0	0	0	0		
45 668	49 640	89 845	106 316	47 562	28 882	49 278	61 163	37 725	37 725	0	0	1	0	1	1	1	0	0	1	0	0		
23 903	27 605	29 030	39 984	17 144	8 048	22 342	17 658	14 786	13 002	0	0	0	0	0	0	0	0	0	1	0	0		
54 429	54 634	80 110	104 532	41 641	21 500	60 784	53 443	47 500	33 752	0	0	1	1	1	1	0	0	0	1	0	0		
42 109	54 196	56 074	82 293	35 962	38 716	52 975	37 503	29 442	26 540	0	0	0	0	0	0	0	0	1	1	0	0		
110 160	93 013	108 392	170 220	83 152	90 782	106 591	91 524	85 968	77 935	2	1	2	2	1	2	2	0	1	1	1	1		
17 565	11 229	21 541	28 049	14 497	447 524	190 127	23 653	29 834	189 621	0	0	0	0	0	0	0	2	1	0	0	1		
23 767	17 019	26 474	56 619	43 236	987 464	425 658	41 979	47 122	166 346	0	0	0	0	0	0	0	3	2	0	0	0		
5 409	23 184	33 495	19 212	81 877	65 997	57 974	39 086	66 125	48 819	0	0	0	0	0	0	1	0	1	0	1	0		
2 308	7 208	8 290	6 537	42 913	46 176	30 752	42 660	34 621	35 019	0	0	0	0	0	0	0	1	1	0	0	1		
2 591	4 604	7 081	5 551	38 139	48 284	32 988	24 120	39 491	36 798	0	0	0	0	0	0	0	0	0	0	1	0		
21 546	18 897	21 246	36 170	24 752	47 058	45 610	30 234	30 531	35 376	0	0	0	0	0	0	0	1	1	1	1	0		
7 407	1 405	7 912	17 324	26 066	17 108	23 509	16 907	16 771	16 274	0	0	0	0	0	0	0	0	0	0	0	1		
4 559	10 638	6 598	7 433	27 880	469 407	149 600	8 398	5 371	166 409	0	0	0	0	0	0	0	2	1	0	0	1		
3 007	4 274	12 490	7 790	7 504	201 170	112 918	5 288	12 214	112 957	0	0	0	0	0	0	0	1	0	0	0	0		
47 002	86 489	110 260	233 428	106 103	319 295	241 045	209 064	334 097	215 533	0	1	0	0	0	1	0	0	0	0	1	0		
33 650	15 387	33 707	89 819	16 498	96 631	117 658	100 306	149 393	115 962	0	0	0	0	0	1	0	0	0	1	1	0		
105 849	99 097	56 408	81 053	63 050	11 028	19 116	26 764	11 663	15 058	1	0	1	1	1	0	0	0	0	0	0	0		
32 448	29 764	16 729	31 914	19 571	5 574	3 033	7 296	2 856	2 388	1	0	0	0	0	0	0	0	0	0	0	0		
25 191	12 572	8 593	22 496	31 578	294 200	46 775	32 717	29 290	130 947	0	0	0	0	0	0	0	0	0	0	0	1		
16 500	12 348	8 858	14 374	17 240	181 731	33 722	24 097	26 642	113 527	0	0	0	0	0	0	0	1	0	0	0	0		
182	412	167	290	764	60 734	23 028	146	115	28 095	0	0	0	0	0	0	0	1	0	0	0	1		
-	-	-	-	218	40 834	11 229	-	-	13 299	0	0	0	0	0	0	0	1	0	0	0	0		
13 908	9 724	8 659	11 653	12 945	10 228	8 164	6 705	6 510	7 153	1	0	0	0	0	0	0	0	0	0	0	0		
110 492	60 767	56 429	78 150	27 962	36 709	64 483	53 086	44 938	52 407	1	0	0	0	0	0	0	0	0	0	0	0		
40 963	6 283	24 962	79 659	53 730	454 942	162 243	91 485	86 259	186 895	0	0	0	0	0	0	0	2	1	0	0	1		
23 400	9 898	28 491	36 795	25 543	162 187	78 547	38 651	42 740	97 971	0	0	0	0	0	0	0	2	1	0	0	2		

											Spectral counts												
Hypoxia 3	MCT1	MCT2	MCT3	Ch1	Ch2	Ch3	Ch4	Ch5	Ch6		Hypoxia 1	Hypoxia 2	Hypoxia 3	MCT1	MCT2	MCT3	Ch1	Ch2	Ch3	Ch4	Ch5	Ch6	
11 239	9 738	7 946	22 293	60 373	281 149	32 455	14 127	22 065	150 900		0	0	0	0	0	0	0	0	0	0	0	0	1
10 544	7 529	22 089	48 042	62 599	331 024	38 255	46 716	36 351	123 228		0	0	0	0	0	0	0	1	0	0	0	0	0
4 402	19 641	8 525	8 387	4 533	641	1 272	333	1 633	1 352		1	0	0	0	0	0	0	0	0	0	0	0	0
56 810	158 434	69 890	64 388	2 280	33 277	23 968	18 010	20 156	47 675		1	0	0	0	0	0	0	0	0	0	0	0	0
7 505	147	599	329	2 209	77 974	11 261	5 923	851	28 748		0	0	0	0	0	0	0	1	0	0	0	0	0
5 578	147	332	1 161	3 862	53 389	6 164	1 833	1 579	17 063		0	0	0	0	0	0	0	1	0	0	0	0	0
21 777	68 328	46 848	32 545	47 036	20 574	14 585	20 155	21 874	16 239		1	0	0	1	1	0	1	0	0	0	0	0	0
4 051	14 040	6 203	2 954	7 867	2 317	2 661	2 870	2 151	1 381		1	0	0	1	0	0	0	0	0	0	0	0	0
2 409 648	1 946 988	1 925 115	2 137 562	2 502 099	1 643 967	1 337 710	1 660 905	1 313 491	1 456 307		3	3	3	3	3	2	2	2	2	2	2	2	2
1 206 631	1 088 163	1 062 253	1 309 726	717 576	780 226	718 924	897 774	670 327	668 966		2	1	3	2	3	2	2	2	2	2	2	2	2
52 764	54 398	105 467	168 123	49 804	48 663	16 356	53 574	101 863	49 078		0	0	0	0	0	1	0	0	0	0	0	0	0
50 125	24 054	122 601	158 483	293 694	502 881	316 643	430 082	664 610	602 372		0	0	0	0	0	0	0	0	0	0	1	0	0
50 125	24 054	122 601	158 483	293 694	502 881	316 643	430 082	664 610	602 372		0	0	0	0	0	0	0	0	0	0	1	0	0
50 125	24 054	122 601	158 483	293 694	502 881	316 643	430 082	664 610	602 372		0	0	0	0	0	0	0	0	0	0	1	0	0
50 125	24 054	122 601	158 483	293 694	502 881	316 643	430 082	664 610	602 372		0	0	0	0	0	0	0	0	0	0	1	0	0
50 125	24 054	122 601	158 483	293 694	502 881	316 643	430 082	664 610	602 372		0	0	0	0	0	0	0	0	0	0	1	0	0